



SC Annual School Report Card Summary

Lugoff-Elgin Middle School
 Kershaw County
 Grades: 6-8 Enrollment: 650
 Principal: Karen S. Bullard
 Superintendent: Frank E. Morgan, Ed.D.
 Board Chair: Mara H. Jones

PERFORMANCE

Comprehensive detail, including definitions of ratings, performance criteria, and explanations of status, is available on www.ed.sc.gov and www.eoc.sc.gov as well as school and school district websites. Printed versions are available from school districts upon request.

YEAR	ABSOLUTE RATING	GROWTH RATING	PALMETTO GOLD AND SILVER AWARD		ESEA/FEDERAL ACCOUNTABILITY RATING SYSTEM	
			General Performance	Closing the Gap	ESEA Grade	Accountability Indicator
2013	Good	Average	TBD	TBD	B	N/A
2012	Good	Good	Silver	N/A	B	N/A
2011	Good	Excellent	Gold	N/A	Not Met	N/A

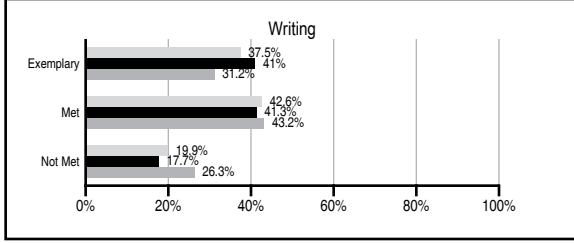
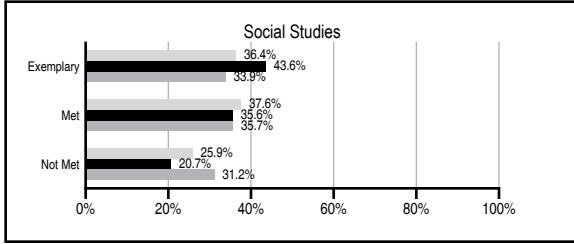
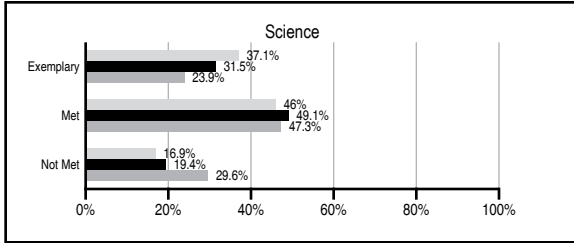
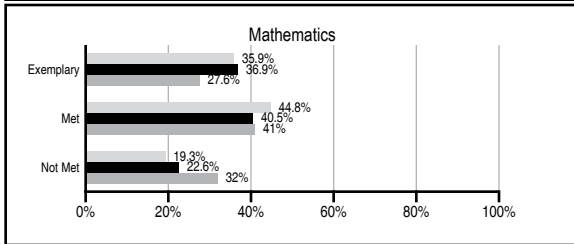
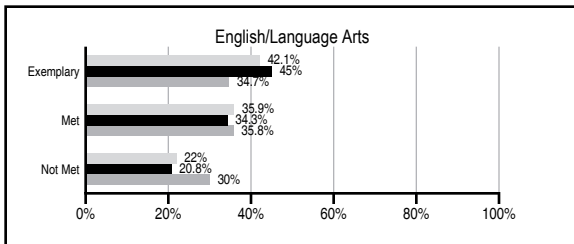
ABSOLUTE RATINGS OF MIDDLE SCHOOLS WITH STUDENTS LIKE OURS*

EXCELLENT	GOOD	AVERAGE	BELOW AVERAGE	AT-RISK
18	12	6	0	0

* Ratings are calculated with data available by 01/15/2014. Schools with Students Like Ours are Middle Schools with Poverty Indices of no more than 5% above or below the index for this school.


PASS PERFORMANCE

Our School Middle Schools with Students Like Ours Middle schools statewide



NAEP PERFORMANCE*

* Performance reported for SC and nation, data not available at school level. Percentages at NAEP Achievement Levels.



END OF COURSE TESTS - 2013

% of students scoring 70 or above on:	Our Middle School	Middle Schools with Students Like Ours
Algebra 1/Math for the Technologies 2	100.0	96.2
English 1	100.0	96.0
Physical Science	N/A	N/A
US History and the Constitution	N/A	N/A
All Subjects	100.0	96.2

SC PERFORMANCE VISION

By 2020 all students will graduate with the knowledge and skills necessary to compete successfully in the global economy, participate in a democratic society and contribute positively as members of families and communities.

Abbreviations Key

N/A Not Applicable N/AV Not Available N/C Not Collected N/R Not Reported I/S Insufficient Sample TBD To be determined

Lugoff-Elgin Middle School [Kershaw County]

SCHOOL PROFILE

	Our School	Change from Last Year	Middle Schools with Students Like Ours	Median Middle School
Students (n=650)				
Students enrolled in high school credit courses (grades 7 & 8)	17.0%	Up from 16.4%	30.6%	24.6%
Retention rate	0.6%	Up from 0.1%	0.4%	0.6%
Attendance rate	96.0%	Down from 96.5%	96.5%	95.9%
Served by gifted and talented program	19.8%	N/A	26.5%	18.5%
With disabilities	10.5%	N/A	11.3%	13.0%
Older than usual for grade	3.4%	N/A	3.2%	4.8%
Out-of-school suspensions or expulsions for violent and/or criminal offenses	0.3%	No Change	0.3%	0.6%
Annual dropout rate	0.0%	No Change	0.0%	0.0%
Teachers (n=42)				
Teachers with advanced degrees	59.5%	Down from 63.4%	65.8%	61.5%
Continuing contract teachers	88.1%	Up from 87.8%	78.6%	77.2%
Teachers returning from previous year	92.2%	Up from 91.6%	89.2%	85.9%
Teacher attendance rate	95.3%	Down from 95.6%	95.4%	94.9%
Average teacher salary*	\$48,335	Up 1.3%	\$49,286	\$47,313
Classes not taught by highly qualified teachers	4.5%	Up from 0.7%	2.3%	2.0%
Professional development days/teacher	12.7 days	Up from 2.4 days	11.3 days	10.1 days
School				
Principal's years at school	3.0	Up from 2.0	4.0	4.0
Student-teacher ratio in core subjects	24.8 to 1	Down from 27.1 to 1	23.9 to 1	22.1 to 1
Prime instructional time	89.8%	Down from 90.8%	90.5%	89.6%
Opportunities in the arts	Good	No Change	Excellent	Good
SACS accreditation	Yes	No Change	Yes	Yes
Parents attending conferences	99.0%	Up from 95.5%	98.5%	99.0%
Character development program	Excellent	No Change	Good	Good
Dollars spent per pupil**	\$7,109	Down 0.4%	\$7,081	\$7,239
Percent of expenditures for instruction**	60.0%	Down from 60.3%	66.0%	63.0%
Percent of expenditures for teacher salaries**	60.0%	Down from 60.1%	64.0%	61.0%
ESEA composite index score	85.8	Up from 81.4	87.5	83.5

* Length of contract = 185+ days.

** Prior year audited financial data available.

EVALUATION RESULTS

	Teachers	Students*	Parents*
Number of surveys returned	36	190	100
Percent satisfied with learning environment	91.7%	66.3%	87%
Percent satisfied with social and physical environment	97.2%	73%	82%
Percent satisfied with school-home relations	88.8%	83%	74%

*Only students at the highest middle school grade level at this school and their parents were included.

REPORT OF PRINCIPAL AND SCHOOL IMPROVEMENT COUNCIL

Lugoff-Elgin Middle School enjoyed another great year of academic, athletic, and extra-curricular success in 2012-2013. LEMS was re-designated a second time as a School to Watch by The National Forum to Accelerate Middle-Grades Reform. LEMS was rewarded a Palmetto Silver Award by the SC Department of Education for academic achievement in 2012. Additionally, 22 eighth grade students were named Junior Scholars while 4 seventh grade students were selected as Duke TIP Scholars. Three students placed in the Lugoff Optimist Oratorical Contest and 2 placed in the Zone Competition. Student artwork was displayed in studio in downtown Columbia for art education month as an interdisciplinary unit for art and social studies, and the fourth annual Student Art Gallery opening was held in the spring. The Leopard Chorus performed at the district wide choral festival in the spring and the Lugoff-Elgin Middle School Honor grade Band received an overall excellent rating at the SCBDA Concert Festival. Additionally, one student was named to All State Band.

Athletically, the Mighty Leopard Wrestling Team won the state title and an individual on the team also won a state title. The Leopard football team was undefeated and all other athletic teams had successful seasons.

Students and staff exemplified the school motto, "Understanding Hearts and Positive Attitudes make a Great School," through a variety of community service projects. Through school wide efforts, over \$8,000 for was raised for Relay for Life. Students, parents, and community members participated in a Parent Teacher Organization fundraiser that raised funds to support character education and literacy. Specifically, both school and community events were held for Rachel's Challenge to focus on character development and acts of kindness. Through the Friends of Rachel club, over 2600 pounds of food were collected for Harvest Hope Food Bank. Also, students visited with Gordon Korman who is an acclaimed author of adolescent books. The combined efforts of parents, teachers, and community members make Lugoff-Elgin Middle School a wonderful place where students develop their promise, potential, and possibilities.

Karen S. Bullard, Principal
 Kerri Cameron, SIC Chair

Comprehensive detail, including definitions of ratings, performance criteria, and explanations of status, is available on www.ed.sc.gov and www.eoc.sc.gov as well as school and school district websites.

Printed versions are available from school districts upon request.

Abbreviations Key

N/A Not Applicable N/AV Not Available N/C Not Collected N/R Not Reported I/S Insufficient Sample TBD To be determined
 NI Newly Identified CSI Continuing School Improvement CA Corrective Action RP Plan to Restructure R Restructure DELAY School Improvement Status HOLD School Improvement Status