



SC Annual School Report Card Summary

Forestbrook Middle School
 Horry
 Grades: 6-8 Enrollment: 1,074
 Principal: April Scott
 Superintendent: Dr. Cynthia Elsberry
 Board Chair: Joe DeFeo

PERFORMANCE

Comprehensive detail, including definitions of ratings, performance criteria, and explanations of status, is available on www.ed.sc.gov and www.eoc.sc.gov as well as school and school district websites. Printed versions are available from school districts upon request.

YEAR	ABSOLUTE RATING	GROWTH RATING	PALMETTO GOLD AND SILVER AWARD		ESEA/FEDERAL ACCOUNTABILITY RATING SYSTEM	
			General Performance	Closing the Gap	ESEA Grade	Accountability Indicator
2013	Excellent	Excellent	TBD	TBD	A	N/A
2012	Excellent	Excellent	Gold	Gold	A	N/A
2011	Excellent	Excellent	Gold	Silver	Not Met	N/A

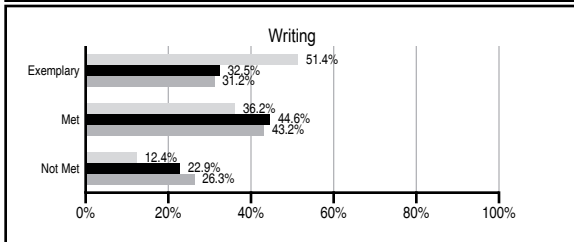
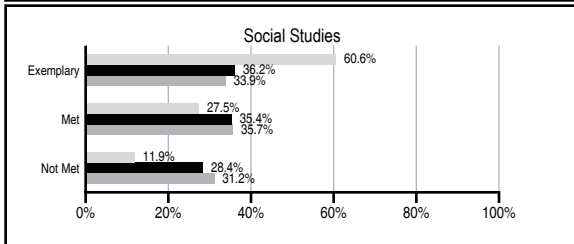
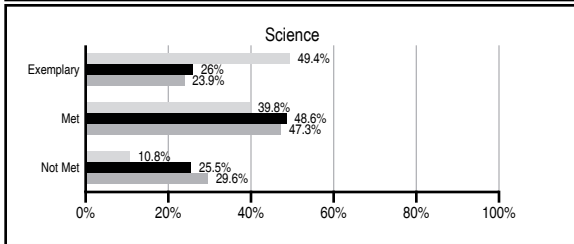
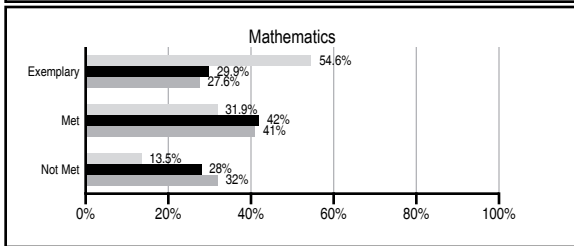
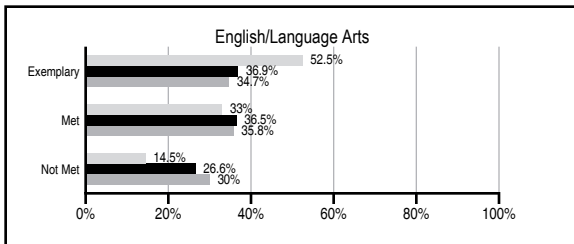
ABSOLUTE RATINGS OF MIDDLE SCHOOLS WITH STUDENTS LIKE OURS*

EXCELLENT	GOOD	AVERAGE	BELOW AVERAGE	AT-RISK
7	19	29	1	1

* Ratings are calculated with data available by 01/15/2014. Schools with Students Like Ours are Middle Schools with Poverty Indices of no more than 5% above or below the index for this school.

PASS PERFORMANCE

Our School Middle Schools with Students Like Ours Middle schools statewide



NAEP PERFORMANCE*

* Performance reported for SC and nation, data not available at school level. Percentages at NAEP Achievement Levels.



END OF COURSE TESTS - 2013

% of students scoring 70 or above on:	Our Middle School	Middle Schools with Students Like Ours
Algebra 1/Math for the Technologies 2	100.0	95.7
English 1	100.0	94.1
Physical Science	N/A	N/A
US History and the Constitution	N/A	N/A
All Subjects	100.0	95.1

SC PERFORMANCE VISION

By 2020 all students will graduate with the knowledge and skills necessary to compete successfully in the global economy, participate in a democratic society and contribute positively as members of families and communities.

Abbreviations Key

N/A Not Applicable N/AV Not Available N/C Not Collected N/R Not Reported I/S Insufficient Sample TBD To be determined

Forestbrook Middle School [Horry]

SCHOOL PROFILE

	Our School	Change from Last Year	Middle Schools with Students Like Ours	Median Middle School
Students (n=1,074)				
Students enrolled in high school credit courses (grades 7 & 8)	49.2%	Up from 46.0%	27.8%	24.6%
Retention rate	0.1%	Down from 0.2%	0.6%	0.6%
Attendance rate	97.1%	Up from 96.9%	95.8%	95.9%
Served by gifted and talented program	40.2%	N/A	20.9%	18.5%
With disabilities	12.1%	N/A	13.6%	13.0%
Older than usual for grade	2.3%	N/A	5.0%	4.8%
Out-of-school suspensions or expulsions for violent and/or criminal offenses	4.3%	Down from 4.9%	0.8%	0.6%
Annual dropout rate	0.0%	No Change	0.0%	0.0%
Teachers (n=67)				
Teachers with advanced degrees	53.7%	Down from 55.4%	62.9%	61.5%
Continuing contract teachers	76.1%	Down from 81.5%	83.3%	77.2%
Teachers returning from previous year	90.9%	Down from 93.0%	88.3%	85.9%
Teacher attendance rate	94.9%	No Change	94.6%	94.9%
Average teacher salary*	\$52,641	Up 1.4%	\$48,386	\$47,313
Classes not taught by highly qualified teachers	0.9%	Down from 1.7%	0.3%	2.0%
Professional development days/teacher	16.8 days	Down from 18.2 days	9.5 days	10.1 days
School				
Principal's years at school	3.0	Up from 2.0	4.0	4.0
Student-teacher ratio in core subjects	21.6 to 1	Up from 19.0 to 1	22.6 to 1	22.1 to 1
Prime instructional time	90.5%	Up from 90.4%	89.6%	89.6%
Opportunities in the arts	Excellent	No Change	Good	Good
SACS accreditation	Yes	No Change	Yes	Yes
Parents attending conferences	100.0%	Up from 99.1%	98.9%	99.0%
Character development program	Excellent	No Change	Good	Good
Dollars spent per pupil**	\$7,842	Up 3.7%	\$7,079	\$7,239
Percent of expenditures for instruction**	64.0%	Down from 66.1%	64.0%	63.0%
Percent of expenditures for teacher salaries**	62.0%	Down from 62.9%	61.0%	61.0%
ESEA composite index score	96.1	Up from 94.0	86.5	83.5

* Length of contract = 185+ days.

** Prior year audited financial data available.

EVALUATION RESULTS

	Teachers	Students*	Parents*
Number of surveys returned	73	341	148
Percent satisfied with learning environment	98.7%	84.8%	94.6%
Percent satisfied with social and physical environment	98.7%	85.1%	85.8%
Percent satisfied with school-home relations	97.3%	84.9%	84.9%

*Only students at the highest middle school grade level at this school and their parents were included.

REPORT OF PRINCIPAL AND SCHOOL IMPROVEMENT COUNCIL

Dear Gator Families,

It is great to be a Gator, and it has been a wonderful year in the swamp. Our goal at Forestbrook Middle School is to provide each stakeholder with sufficient information about our progress during the 2012-13 school year and to continue to ensure that all students are given a top quality educational experience. Overall, we achieved the best test scores in the history of our school, and our team continues to strive for excellence everyday in all aspects of our school and community. Our FMS Mock Trial team won its third state championship this year and our archery team, in its first year, qualified for the national competition. Our PTO was able to raise \$30,000 for a new laptop cart for our school. Also, we began a new program called WatchDog Dads so that parents have even more opportunities to be involved at FMS. Our students and teachers participated in several community service opportunities, such as Relay for Life, Special Olympics, and many others.

As we move forward toward a new school year, we will continue to work to utilize all of our tools and strategies to monitor student growth and progress. At FMS, we are committed to designing engaging lessons, infusing technology, and focusing on student data to push each individual student toward excellence throughout the school year. Our teachers will continue to work with our students to identify their individual strengths and areas for improvement. We will utilize test and classroom information to design instruction so that each child has all the tools necessary to ensure the opportunity to achieve his or her goals. We plan to continue to study and develop our curriculum as we move toward the common core standards and ensure pacing and sequencing to the standards. Our staff has worked intensely throughout the school year to ensure every student has many opportunities to grow and succeed both academically and socially. The young people of Forestbrook Middle School have risen to the every challenge, and we are confident that they will continue their success in the future.

Within this report you will see growth and improvement. At FMS, we are always striving for continuous improvement every year, and we are so proud of our students and staff. Please take a moment to carefully read this report. You will enjoy its contents and if you have any questions or concerns, please feel free to contact Mrs. Scott at any time at (843) 236-7300.

Sincerely,

Mrs. April Scott Mr. Scott Thompson
Principal, Forestbrook Middle School SIC Chairperson,
Forestbrook Middle School

Comprehensive detail, including definitions of ratings, performance criteria, and explanations of status, is available on www.ed.sc.gov and www.eoc.sc.gov as well as school and school district websites.

Printed versions are available from school districts upon request.

Abbreviations Key

N/A Not Applicable N/AV Not Available N/C Not Collected N/R Not Reported I/S Insufficient Sample TBD To be determined
NI Newly Identified CSI Continuing School Improvement CA Corrective Action RP Plan to Restructure R Restructure DELAY School Improvement Status HOLD School Improvement Status