



SC Annual School Report Card Summary

Myrtle Beach Middle School
 Horry
 Grades: 6-8 Enrollment: 1,001
 Principal: Roger Gray
 Superintendent: Dr. Cynthia Elsberry
 Board Chair: Joe DeFeo

PERFORMANCE

Comprehensive detail, including definitions of ratings, performance criteria, and explanations of status, is available on www.ed.sc.gov and www.eoc.sc.gov as well as school and school district websites. Printed versions are available from school districts upon request.

YEAR	ABSOLUTE RATING	GROWTH RATING	PALMETTO GOLD AND SILVER AWARD		ESEA/FEDERAL ACCOUNTABILITY RATING SYSTEM	
			General Performance	Closing the Gap	ESEA Grade	Accountability Indicator
2013	Average	Average	TBD	TBD	C	N/A
2012	Good	Good	Silver	N/A	A	N/A
2011	Average	Average	Silver	N/A	Not Met	N/A

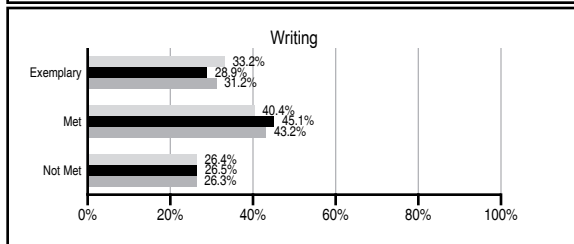
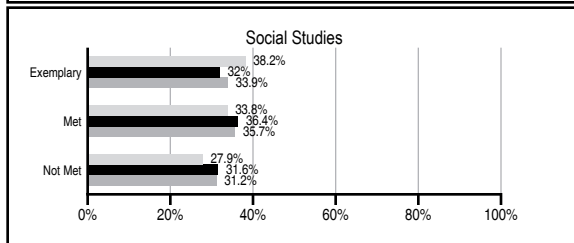
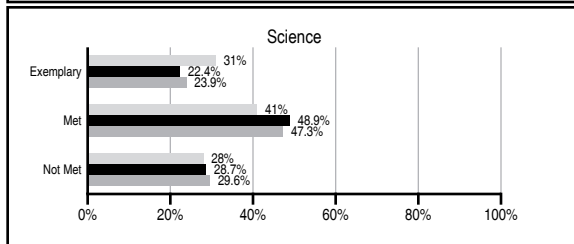
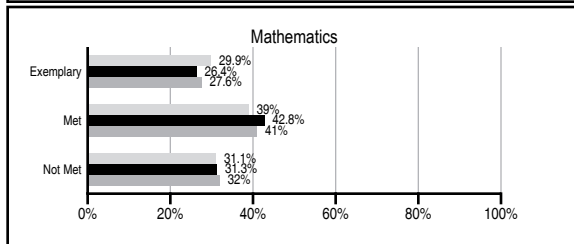
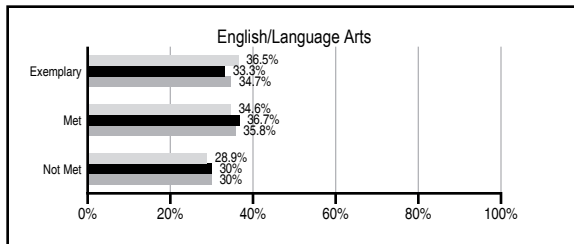
ABSOLUTE RATINGS OF MIDDLE SCHOOLS WITH STUDENTS LIKE OURS*

EXCELLENT	GOOD	AVERAGE	BELOW AVERAGE	AT-RISK
3	11	45	2	0

* Ratings are calculated with data available by 01/15/2014. Schools with Students Like Ours are Middle Schools with Poverty Indices of no more than 5% above or below the index for this school.

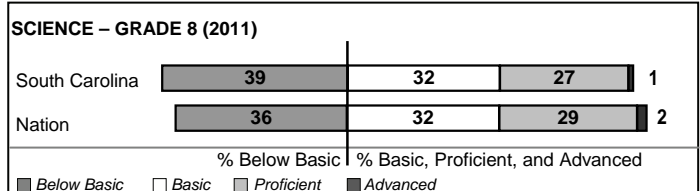
PASS PERFORMANCE

Our School Middle Schools with Students Like Ours Middle schools statewide



NAEP PERFORMANCE*

* Performance reported for SC and nation, data not available at school level. Percentages at NAEP Achievement Levels.



END OF COURSE TESTS - 2013

% of students scoring 70 or above on:	Our Middle School	Middle Schools with Students Like Ours
Algebra 1/Math for the Technologies 2	97.2	98.0
English 1	100.0	97.5
Physical Science	N/A	N/A
US History and the Constitution	N/A	N/A
All Subjects	97.7	97.7

SC PERFORMANCE VISION

By 2020 all students will graduate with the knowledge and skills necessary to compete successfully in the global economy, participate in a democratic society and contribute positively as members of families and communities.

Abbreviations Key

N/A Not Applicable N/AV Not Available N/C Not Collected N/R Not Reported I/S Insufficient Sample TBD To be determined

Myrtle Beach Middle School [Horry]

SCHOOL PROFILE

	Our School	Change from Last Year	Middle Schools with Students Like Ours	Median Middle School
Students (n=1,001)				
Students enrolled in high school credit courses (grades 7 & 8)	38.8%	Down from 45.0%	25.1%	24.6%
Retention rate	0.7%	Down from 1.2%	0.8%	0.6%
Attendance rate	97.4%	Up from 97.3%	95.5%	95.9%
Served by gifted and talented program	23.8%	N/A	18.4%	18.5%
With disabilities	17.3%	N/A	13.9%	13.0%
Older than usual for grade	4.2%	N/A	6.1%	4.8%
Out-of-school suspensions or expulsions for violent and/or criminal offenses	4.5%	Down from 5.3%	0.7%	0.6%
Annual dropout rate	0.0%	No Change	0.0%	0.0%
Teachers (n=64)				
Teachers with advanced degrees	46.9%	Down from 53.4%	58.7%	61.5%
Continuing contract teachers	67.2%	Down from 77.6%	78.5%	77.2%
Teachers returning from previous year	90.1%	Up from 89.9%	86.0%	85.9%
Teacher attendance rate	95.4%	Down from 96.1%	94.6%	94.9%
Average teacher salary*	\$51,302	Up 1.3%	\$47,174	\$47,313
Classes not taught by highly qualified teachers	0.5%	Down from 4.8%	0.5%	2.0%
Professional development days/teacher	18.1 days	Down from 22.5 days	10.7 days	10.1 days
School				
Principal's years at school	10.0	Up from 9.0	4.5	4.0
Student-teacher ratio in core subjects	24.4 to 1	Down from 24.9 to 1	21.7 to 1	22.1 to 1
Prime instructional time	91.2%	Up from 89.8%	89.0%	89.6%
Opportunities in the arts	Excellent	Up from Good	Good	Good
SACS accreditation	Yes	No Change	Yes	Yes
Parents attending conferences	99.7%	Down from 100.0%	98.5%	99.0%
Character development program	Excellent	No Change	Good	Good
Dollars spent per pupil**	\$8,257	Up 3.3%	\$7,072	\$7,239
Percent of expenditures for instruction**	66.0%	Down from 66.4%	63.0%	63.0%
Percent of expenditures for teacher salaries**	63.0%	Down from 63.4%	61.0%	61.0%
ESEA composite index score	79.2	Down from 90.4	83.2	83.5

* Length of contract = 185+ days.

** Prior year audited financial data available.

EVALUATION RESULTS

	Teachers	Students*	Parents*
Number of surveys returned	59	270	75
Percent satisfied with learning environment	78%	71.8%	77.3%
Percent satisfied with social and physical environment	88.1%	75.5%	75.7%
Percent satisfied with school-home relations	77.6%	86.9%	78.4%

*Only students at the highest middle school grade level at this school and their parents were included.

REPORT OF PRINCIPAL AND SCHOOL IMPROVEMENT COUNCIL

During the 2012 - 2013 school year, Myrtle Beach Middle School continued our leadership journey, focusing on the Stephen Covey 7 Habits of Highly Effective People. We would like to thank our parents and business community for providing their support in our efforts to continue the implementation of our leadership model, and we applaud their involvement with our school.

We are pleased to report the many successes and achievements of Myrtle Beach Middle School in the areas of academics, athletics, and extracurricular and community service activities. Literacy and writing in the content areas continues to be a major focus. In addition, we made a concentrated effort to raise the achievement level of all students in the areas of language arts and mathematics.

Myrtle Beach Middle received awards and accolades in the following areas: 46 South Carolina Junior Scholars, 30 Explore Scholars, 1 Duke TIP Scholar, 108 students received Algebra I credit, 20 students received Geometry credit, 26 students received English I Honors credit, and over 200 students received keyboarding credit. Over 120 of our 8th grade students took the PSAT. The fine arts program, with over 400 students participating in band, chorus, orchestra, and winter guard; received accolades and awards including superior and excellent ratings at various district, state, and regional competitions.

The athletic teams continued their long tradition of success with winning seasons for fall and winter B-team sports, with our boys basketball team finishing the season 11-1. Many students competed on JV and Varsity level sports also.

At Myrtle Beach Middle, we try to provide a number of extra-curricular activities for our students and did so by offering several clubs for students to participate in after school. Students placed first and second in the middle school robotics division this year, and first place in the video editing division at the HCS Technology Fair. Students placed in various local essay contests including first, second and third place in the Sertoma Club America Heritage Writing Contest. For the first time an HCS student placed first at the district level of the Lt. Governor's Essay contest and went on to place 2nd at the state level. We had five students who qualified at the state level of the National History Day Project. In addition, students placed 1st, 2nd and 3rd in the MB Lions Club poster contest.

Our student Lighthouse team, Student Council, the Ambassadors Group, and Ground Zero also offered opportunities for student leadership and involvement. Myrtle Beach Middle's faculty and staff provided support in helping these programs to be successful.

We continued our commitment to service learning. Students and staff donated over \$3,000 to various causes: Leukemia/Lymphoma Society, Polar Plunge for Special Olympics, Susan G. Komen Breast Cancer Foundation, and over 1151 cans of food for area community kitchens.

Roger Gray, Principal, MBMS, 2012-13
Maria Shuler, Chair, School Improvement Council 2012-13

Comprehensive detail, including definitions of ratings, performance criteria, and explanations of status, is available on www.ed.sc.gov and www.eoc.sc.gov as well as school and school district websites.

Printed versions are available from school districts upon request.

Abbreviations Key

N/A Not Applicable N/AV Not Available N/C Not Collected N/R Not Reported I/S Insufficient Sample TBD To be determined
NI Newly Identified CSI Continuing School Improvement CA Corrective Action RP Plan to Restructure R Restructure DELAY School Improvement Status HOLD School Improvement Status