



SC Annual School Report Card Summary

North District Middle School
 Hampton 1
 Grades: 7-8 Enrollment: 358
 Principal: Patricia Brantley
 Superintendent: Douglas E. McTeer, Jr.
 Board Chair: Libby Murdaugh

PERFORMANCE

Comprehensive detail, including definitions of ratings, performance criteria, and explanations of status, is available on www.ed.sc.gov and www.eoc.sc.gov as well as school and school district websites. Printed versions are available from school districts upon request.

YEAR	ABSOLUTE RATING	GROWTH RATING	PALMETTO GOLD AND SILVER AWARD		ESEA/FEDERAL ACCOUNTABILITY RATING SYSTEM	
			General Performance	Closing the Gap	ESEA Grade	Accountability Indicator
2013	Average	Average	TBD	TBD	A	N/A
2012	Average	Average	N/A	N/A	D	N/A
2011	Average	Average	Silver	N/A	Not Met	N/A

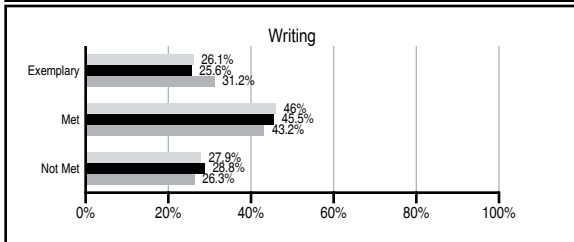
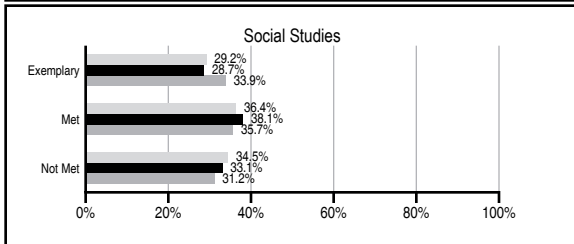
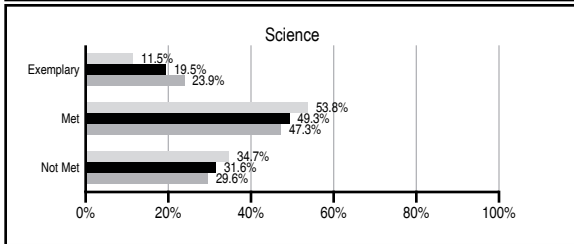
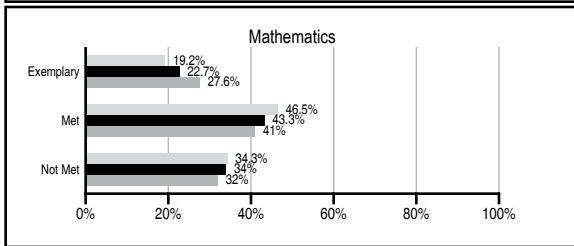
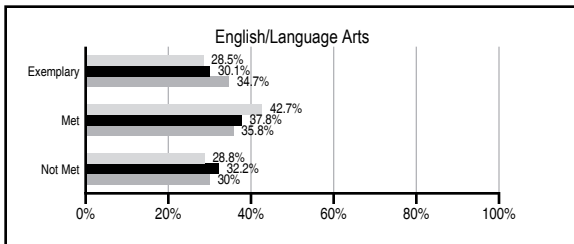
ABSOLUTE RATINGS OF MIDDLE SCHOOLS WITH STUDENTS LIKE OURS*

EXCELLENT	GOOD	AVERAGE	BELOW AVERAGE	AT-RISK
1	8	47	6	0

* Ratings are calculated with data available by 01/15/2014. Schools with Students Like Ours are Middle Schools with Poverty Indices of no more than 5% above or below the index for this school.

PASS PERFORMANCE

Our School Middle Schools with Students Like Ours Middle schools statewide



NAEP PERFORMANCE*

* Performance reported for SC and nation, data not available at school level. Percentages at NAEP Achievement Levels.



END OF COURSE TESTS - 2013

% of students scoring 70 or above on:	Our Middle School	Middle Schools with Students Like Ours
Algebra 1/Math for the Technologies 2	100.0	96.8
English 1	92.7	96.1
Physical Science	N/A	N/A
US History and the Constitution	N/A	N/A
All Subjects	95.5	96.8

SC PERFORMANCE VISION

By 2020 all students will graduate with the knowledge and skills necessary to compete successfully in the global economy, participate in a democratic society and contribute positively as members of families and communities.

Abbreviations Key

N/A Not Applicable N/AV Not Available N/C Not Collected N/R Not Reported I/S Insufficient Sample TBD To be determined

North District Middle School [Hampton 1]

SCHOOL PROFILE

	Our School	Change from Last Year	Middle Schools with Students Like Ours	Median Middle School
Students (n=358)				
Students enrolled in high school credit courses (grades 7 & 8)	46.7%	Down from 48.3%	21.9%	24.6%
Retention rate	1.4%	Down from 1.6%	0.8%	0.6%
Attendance rate	94.2%	Down from 94.8%	95.6%	95.9%
Served by gifted and talented program	12.3%	N/A	17.1%	18.5%
With disabilities	8.5%	N/A	13.9%	13.0%
Older than usual for grade	6.3%	N/A	5.8%	4.8%
Out-of-school suspensions or expulsions for violent and/or criminal offenses	0.0%	No Change	0.7%	0.6%
Annual dropout rate	0.0%	No Change	0.0%	0.0%
Teachers (n=24)				
Teachers with advanced degrees	62.5%	Up from 59.3%	58.7%	61.5%
Continuing contract teachers	91.7%	Up from 85.2%	76.2%	77.2%
Teachers returning from previous year	89.6%	Down from 89.9%	84.8%	85.9%
Teacher attendance rate	95.2%	Down from 95.4%	94.7%	94.9%
Average teacher salary*	\$48,069	Up 5.2%	\$46,554	\$47,313
Classes not taught by highly qualified teachers	9.9%	Up from 7.6%	1.9%	2.0%
Professional development days/teacher	11.2 days	Up from 9.5 days	11.2 days	10.1 days
School				
Principal's years at school	2.0	Up from 1.0	6.0	4.0
Student-teacher ratio in core subjects	8.8 to 1	Down from 20.0 to 1	21.9 to 1	22.1 to 1
Prime instructional time	88.0%	Up from 87.6%	89.3%	89.6%
Opportunities in the arts	Good	No Change	Good	Good
SACS accreditation	No	No Change	Yes	Yes
Parents attending conferences	88.6%	Down from 97.4%	98.5%	99.0%
Character development program	Average	Up from Below Average	Good	Good
Dollars spent per pupil**	\$7,165	Up 3.1%	\$6,996	\$7,239
Percent of expenditures for instruction**	63.0%	Up from 62.4%	62.0%	63.0%
Percent of expenditures for teacher salaries**	62.0%	Up from 60.8%	59.0%	61.0%
ESEA composite index score	90.1	Up from 65.4	79.8	83.5

* Length of contract = 185+ days.

** Prior year audited financial data available.

EVALUATION RESULTS

	Teachers	Students*	Parents*
Number of surveys returned	28	148	93
Percent satisfied with learning environment	92.9%	65.6%	74.2%
Percent satisfied with social and physical environment	100%	73.5%	71%
Percent satisfied with school-home relations	75%	82.3%	71.1%

*Only students at the highest middle school grade level at this school and their parents were included.

REPORT OF PRINCIPAL AND SCHOOL IMPROVEMENT COUNCIL

North District Middle School is a student-centered institution that provides academically challenging and engaging instruction to its students. Even though we are a rural school with a relatively high poverty level, we continuously revisit our academic program in an effort to meet the needs of the community we serve and to provide our students with a quality education. In addition to the regular classroom setting, our students are offered the following academic assistance: Literacy and Math Strategies Classes, Early morning tutorial classes, Study Island(Computer-Aided Instruction Program), and afterschool tutorial classes that provided transportation home.

We celebrated our students' success on PASS 2011-2012 by taking all students who scored exemplary across the board to Charlotte, NC. Our students were invited to be 'special guests of ' and observe a former NDMS student, who is now a judge, as he presided in court. Additionally, they enjoyed a fun-filled day at the Carowinds Amusement Park.

We are proud of the academic accomplishment of our students this year. Two of our students were named as Junior Scholars. Our students earned "211" Carnegie Credits (high school) while students at NDMS. Additionally, all of our students who took Algebra I passed the End of Course test for Algebra I and ninety-three percent of those taking English I passed the End of Course test for English I.

We held our first Academic Awards Banquet. It was for all students who made the honor roll for at least three nine weeks. There were 119 students invited, roughly thirty-three percent of our student body.

Our teachers play a major role in the success of our students and have been engaged in 252 days of professional professional development throughout the year. They use their common planning periods to collaborate and plan instruction that will improve student achievement based on research that addresses best teaching methods.

Our Athletic Department was a huge success. All of our teams did well and, although we didn't win any state championship, we learned good sportsmanship. The band and music departments did well this year also. We competed in many competitions and placed in most of them.

NDMS believes in community and partnerships so we participated in Relay For Life, the American Heart Association Drive, and other charities and raised over \$5000 in donations.

The first phase of our construction was completed December 2012. Our students were excited to move into the new building in January 2013. The final phase should be completed and ready for occupancy at the end of July 2013. We encourage all our parents, community members, and business community members to come see and experience NDMS for yourself.

Patricia Brantley, Principal
Mark Altman, SIC

Comprehensive detail, including definitions of ratings, performance criteria, and explanations of status, is available on www.ed.sc.gov and www.eoc.sc.gov as well as school and school district websites.

Printed versions are available from school districts upon request.

Abbreviations Key

N/A Not Applicable N/AV Not Available N/C Not Collected N/R Not Reported I/S Insufficient Sample TBD To be determined

NI Newly Identified CSI Continuing School Improvement CA Corrective Action RP Plan to Restructure R Restructure DELAY School Improvement Status HOLD School Improvement Status