



# SC Annual School Report Card Summary

**Brewer Middle School**  
**Greenwood 50**  
**Grades: 6-8** Enrollment: 666  
**Principal: Chad Evans**  
**Superintendent: Darrell Johnson**  
**Board Chair: Shell Dula**

## PERFORMANCE

Comprehensive detail, including definitions of ratings, performance criteria, and explanations of status, is available on [www.ed.sc.gov](http://www.ed.sc.gov) and [www.eoc.sc.gov](http://www.eoc.sc.gov) as well as school and school district websites. Printed versions are available from school districts upon request.

YEAR	ABSOLUTE RATING	GROWTH RATING	PALMETTO GOLD AND SILVER AWARD		ESEA/FEDERAL ACCOUNTABILITY RATING SYSTEM	
			General Performance	Closing the Gap	ESEA Grade	Accountability Indicator
2013	Average	Average	TBD	TBD	D	N/A
2012	Average	Average	N/A	N/A	D	N/A
2011	Average	Average	N/A	N/A	Not Met	N/A

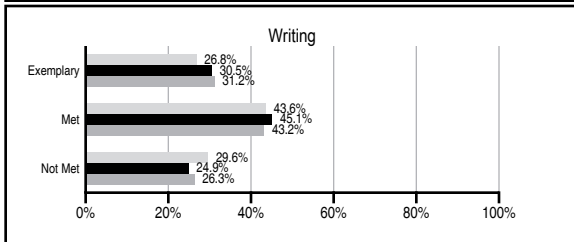
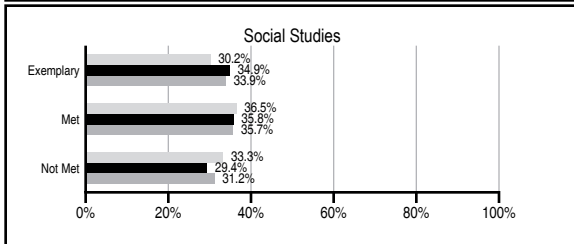
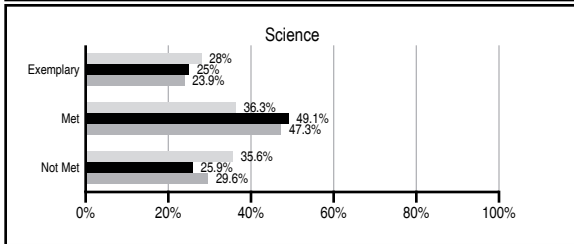
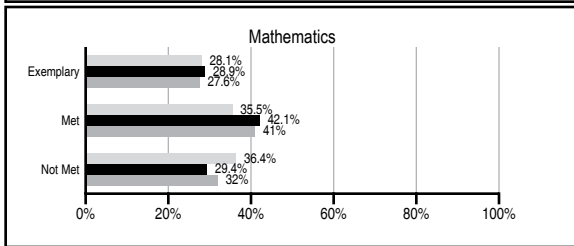
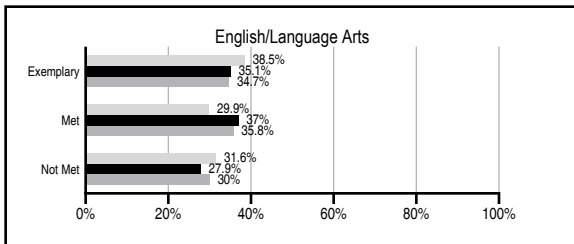
## ABSOLUTE RATINGS OF MIDDLE SCHOOLS WITH STUDENTS LIKE OURS\*

EXCELLENT	GOOD	AVERAGE	BELOW AVERAGE	AT-RISK
3	20	37	1	1

\* Ratings are calculated with data available by 01/15/2014. Schools with Students Like Ours are Middle Schools with Poverty Indices of no more than 5% above or below the index for this school.

## PASS PERFORMANCE

Our School
  Middle Schools with Students Like Ours
  Middle schools statewide



## NAEP PERFORMANCE\*

\* Performance reported for SC and nation, data not available at school level. Percentages at NAEP Achievement Levels.



## END OF COURSE TESTS - 2013

% of students scoring 70 or above on:	Our Middle School	Middle Schools with Students Like Ours
Algebra 1/Math for the Technologies 2	100.0	96.5
English 1	98.8	96.8
Physical Science	N/A	N/A
US History and the Constitution	N/A	N/A
All Subjects	99.3	96.2

## SC PERFORMANCE VISION

*By 2020 all students will graduate with the knowledge and skills necessary to compete successfully in the global economy, participate in a democratic society and contribute positively as members of families and communities.*

### Abbreviations Key

N/A Not Applicable N/AV Not Available N/C Not Collected N/R Not Reported I/S Insufficient Sample TBD To be determined

# Brewer Middle School [Greenwood 50]

## SCHOOL PROFILE

	Our School	Change from Last Year	Middle Schools with Students Like Ours	Median Middle School
<b>Students (n=666)</b>				
Students enrolled in high school credit courses (grades 7 & 8)	44.4%	Down from 55.0%	22.7%	24.6%
Retention rate	1.1%	Up from 0.3%	0.7%	0.6%
Attendance rate	96.7%	Down from 97.1%	95.7%	95.9%
Served by gifted and talented program	37.5%	N/A	20.0%	18.5%
With disabilities	10.8%	N/A	14.3%	13.0%
Older than usual for grade	4.6%	N/A	5.7%	4.8%
Out-of-school suspensions or expulsions for violent and/or criminal offenses	0.8%	Down from 1.5%	0.8%	0.6%
Annual dropout rate	0.5%	Up from 0.0%	0.0%	0.0%
<b>Teachers (n=41)</b>				
Teachers with advanced degrees	68.3%	Up from 65.2%	60.2%	61.5%
Continuing contract teachers	85.4%	Down from 93.5%	83.3%	77.2%
Teachers returning from previous year	76.3%	Down from 78.4%	87.7%	85.9%
Teacher attendance rate	93.9%	Down from 94.2%	94.8%	94.9%
Average teacher salary*	\$50,760	Up 4.5%	\$47,682	\$47,313
Classes not taught by highly qualified teachers	0.0%	No Change	1.3%	2.0%
Professional development days/teacher	9.0 days	Up from 7.7 days	8.9 days	10.1 days
<b>School</b>				
Principal's years at school	4.0	Up from 3.0	5.0	4.0
Student-teacher ratio in core subjects	23.1 to 1	Up from 21.7 to 1	21.9 to 1	22.1 to 1
Prime instructional time	89.9%	Down from 90.6%	89.3%	89.6%
Opportunities in the arts	Excellent	No Change	Good	Good
SACS accreditation	Yes	No Change	Yes	Yes
Parents attending conferences	100.0%	Up from 99.2%	99.4%	99.0%
Character development program	Good	No Change	Good	Good
Dollars spent per pupil**	\$7,397	Up 6.1%	\$7,096	\$7,239
Percent of expenditures for instruction**	64.0%	Down from 68.2%	65.0%	63.0%
Percent of expenditures for teacher salaries**	62.0%	Down from 66.5%	62.0%	61.0%
ESEA composite index score	65.3	Down from 66.9	84.4	83.5

\* Length of contract = 185+ days.

\*\* Prior year audited financial data available.

## EVALUATION RESULTS

	Teachers	Students*	Parents*
Number of surveys returned	50	161	80
Percent satisfied with learning environment	98%	82.6%	88.8%
Percent satisfied with social and physical environment	100%	84.4%	86.1%
Percent satisfied with school-home relations	90%	92%	81%

\*Only students at the highest middle school grade level at this school and their parents were included.

## REPORT OF PRINCIPAL AND SCHOOL IMPROVEMENT COUNCIL

Brewer Middle School serves a diverse population of learners from multiple elementary schools in Greenwood District 50. We serve approximately 660 students in grades six through eight. Brewer offers a core program focusing on ELA, Math, Science and Social Studies and related arts classes which offer multiple opportunities for students. Brewer is also home to the ACTS Magnet Program. The Arts, Communication, and Theatre School uses a "school within a school" model providing artistically talented students with an academically challenging arts integrated curriculum.

Not only does Brewer offer an outstanding academic program, we also offer multiple opportunities for our students to excel in extra-curricular activities. Our athletic teams had a great year winning multiple conference and city championships. The Brewer Boy's Soccer Team and the Girl's Soccer Team went undefeated this year. Our Brewer Cheerleaders won multiple awards as well. Our Academic Challenge team finished second overall in the district competition. Our ACTS voice students placed 3rd overall in the State in the Mixed Choir Division. Eighteen of our drama students won ten awards this year in the SC Speech and Theatre Associations Middle School Festival.

Academically, Brewer Middle School had an excellent year. Four of our students were recognized as Duke TIP Scholars, we inducted 57 new Beta Club members, and we had 12 Junior Scholars. We had eight students selected to attend the South Carolina Governor's School for the Arts. Brewer was also proud to have 2 students recognized for scoring perfect on the PASS test.

Our students and staff did an excellent job this year with fundraising as well. We were recognized by The United Way for raising 157% of our goal which totaled over \$6400. We also raised in excess of \$2400 for March of Dimes, more than any middle school in our district. Clubs within our school also raised money for the Cystic Fibrosis Foundation and the American Cancer Society. We had multiple canned food drives this year to assist families in our community. Brewer also maintains a food bank in which we help serve various organizations in our community.

Our teachers were provided with multiple professional development opportunities throughout the year. They attended Project CRISS training, Capturing Kids' Hearts training, iPad training, Compass Learning training, Common Core State Standards training, along with other sessions as well.

We are very proud of our accomplishments this year and we attribute our successes to our dedicated faculty and staff, our Parent Teacher Student Organization, an active School Improvement Council, excellent district level leadership, a supportive school board, and parental and community involvement.

Mr. Chad M. Evans – Principal  
Mr. Lawrence Johnson – SIC Chairperson

Comprehensive detail, including definitions of ratings, performance criteria, and explanations of status, is available on [www.ed.sc.gov](http://www.ed.sc.gov) and [www.eoc.sc.gov](http://www.eoc.sc.gov) as well as school and school district websites.

Printed versions are available from school districts upon request.

### Abbreviations Key

N/A Not Applicable N/AV Not Available N/C Not Collected N/R Not Reported I/S Insufficient Sample TBD To be determined  
NI Newly Identified CSI Continuing School Improvement CA Corrective Action RP Plan to Restructure R Restructure DELAY School Improvement Status HOLD School Improvement Status