



SC Annual School Report Card Summary

Northside Middle School
 Greenwood 50
 Grades: 6-8 Enrollment: 732
 Principal: Cynthia C. Storer
 Superintendent: Darrell Johnson
 Board Chair: Shell Dula

PERFORMANCE

Comprehensive detail, including definitions of ratings, performance criteria, and explanations of status, is available on www.ed.sc.gov and www.eoc.sc.gov as well as school and school district websites. Printed versions are available from school districts upon request.

YEAR	ABSOLUTE RATING	GROWTH RATING	PALMETTO GOLD AND SILVER AWARD		ESEA/FEDERAL ACCOUNTABILITY RATING SYSTEM	
			General Performance	Closing the Gap	ESEA Grade	Accountability Indicator
2013	Average	Average	TBD	TBD	C	N/A
2012	Good	Average	N/A	N/A	B	N/A
2011	Good	Good	Silver	N/A	Not Met	N/A

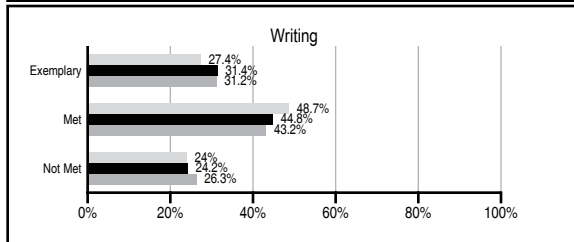
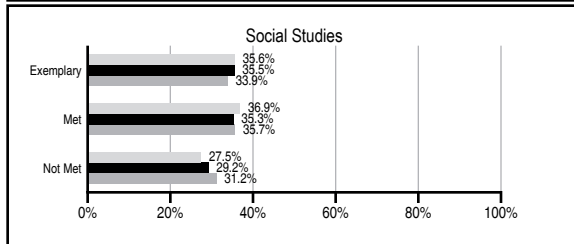
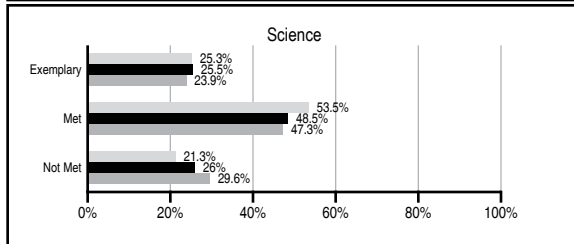
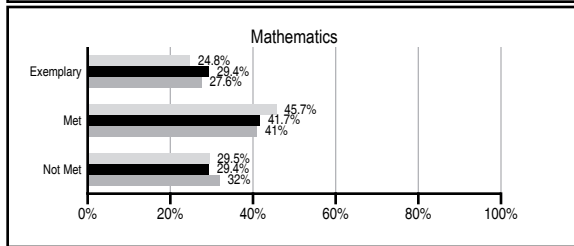
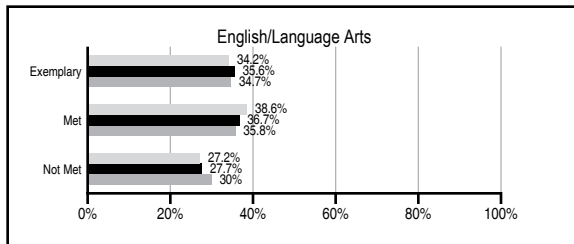
ABSOLUTE RATINGS OF MIDDLE SCHOOLS WITH STUDENTS LIKE OURS*

EXCELLENT	GOOD	AVERAGE	BELOW AVERAGE	AT-RISK
5	18	37	1	1

* Ratings are calculated with data available by 01/15/2014. Schools with Students Like Ours are Middle Schools with Poverty Indices of no more than 5% above or below the index for this school.

PASS PERFORMANCE

Our School Middle Schools with Students Like Ours Middle schools statewide



NAEP PERFORMANCE*

* Performance reported for SC and nation, data not available at school level. Percentages at NAEP Achievement Levels.



END OF COURSE TESTS - 2013

% of students scoring 70 or above on:	Our Middle School	Middle Schools with Students Like Ours
Algebra 1/Math for the Technologies 2	90.4	96.6
English 1	91.7	96.5
Physical Science	N/A	N/A
US History and the Constitution	N/A	N/A
All Subjects	91.0	96.1

SC PERFORMANCE VISION

By 2020 all students will graduate with the knowledge and skills necessary to compete successfully in the global economy, participate in a democratic society and contribute positively as members of families and communities.

Abbreviations Key

N/A Not Applicable N/AV Not Available N/C Not Collected N/R Not Reported I/S Insufficient Sample TBD To be determined

Northside Middle School [Greenwood 50]

SCHOOL PROFILE

	Our School	Change from Last Year	Middle Schools with Students Like Ours	Median Middle School
Students (n=732)				
Students enrolled in high school credit courses (grades 7 & 8)	45.4%	Down from 47.8%	24.6%	24.6%
Retention rate	2.0%	Down from 2.1%	0.7%	0.6%
Attendance rate	95.0%	Down from 95.3%	95.7%	95.9%
Served by gifted and talented program	17.3%	N/A	20.7%	18.5%
With disabilities	15.0%	N/A	14.1%	13.0%
Older than usual for grade	4.8%	N/A	5.7%	4.8%
Out-of-school suspensions or expulsions for violent and/or criminal offenses	1.8%	Up from 1.2%	0.8%	0.6%
Annual dropout rate	0.0%	No Change	0.0%	0.0%
Teachers (n=44)				
Teachers with advanced degrees	54.5%	Up from 53.7%	61.0%	61.5%
Continuing contract teachers	93.2%	Down from 95.1%	83.3%	77.2%
Teachers returning from previous year	80.9%	Down from 83.5%	87.4%	85.9%
Teacher attendance rate	93.5%	Up from 92.8%	94.8%	94.9%
Average teacher salary*	\$48,036	Up 2.0%	\$48,342	\$47,313
Classes not taught by highly qualified teachers	0.0%	No Change	1.0%	2.0%
Professional development days/teacher	15.7 days	Up from 14.6 days	9.4 days	10.1 days
School				
Principal's years at school	3.0	Up from 2.0	5.0	4.0
Student-teacher ratio in core subjects	12.3 to 1	Down from 23.0 to 1	22.2 to 1	22.1 to 1
Prime instructional time	87.7%	Up from 87.0%	89.3%	89.6%
Opportunities in the arts	Good	No Change	Good	Good
SACS accreditation	Yes	No Change	Yes	Yes
Parents attending conferences	96.3%	Up from 95.8%	99.4%	99.0%
Character development program	Excellent	No Change	Good	Good
Dollars spent per pupil**	\$6,607	Down 5.5%	\$7,170	\$7,239
Percent of expenditures for instruction**	64.0%	Down from 66.5%	64.0%	63.0%
Percent of expenditures for teacher salaries**	62.0%	Down from 64.6%	61.5%	61.0%
ESEA composite index score	76.9	Down from 83.5	84.5	83.5

* Length of contract = 185+ days.

** Prior year audited financial data available.

EVALUATION RESULTS

	Teachers	Students*	Parents*
Number of surveys returned	43	188	83
Percent satisfied with learning environment	81.4%	71.8%	79.5%
Percent satisfied with social and physical environment	92.9%	71.5%	70.1%
Percent satisfied with school-home relations	78.6%	83.6%	75.9%

*Only students at the highest middle school grade level at this school and their parents were included.

Comprehensive detail, including definitions of ratings, performance criteria, and explanations of status, is available on www.ed.sc.gov and www.eoc.sc.gov as well as school and school district websites.

Printed versions are available from school districts upon request.

REPORT OF PRINCIPAL AND SCHOOL IMPROVEMENT COUNCIL

The mission of Northside Middle School is to ensure that all learners achieve personal success through an atmosphere of respect, responsibility and readiness to learn. Our school initiatives are designed to empower today's students for tomorrow's opportunities. Northside is an outstanding school with high expectations and academic excellence as primary goals. We are committed to providing a learning environment where students are challenged to acquire the skills and knowledge necessary for future success. "Closing the Achievement Gap" continues to be a major focus as we strive to meet the academic needs of all of our students. With standards-based instruction as a highest priority, teachers and administrators work together in professional learning communities to find new instructional strategies that will enable them to move all students to their greatest academic potential. All students participate in MAP testing in the areas of reading and math in the fall and spring. Test data is analyzed in an effort to identify the academic strengths and weaknesses of individual students. Northside teachers offer remediation during Related Arts time designed to provide assistance for students in all academic classes. Many teachers provide time for tutoring students before and after school. We will continue to increase the number of students that exceed expectation in all areas of the Palmetto Assessment of State Standards Test. Our students are not only successful academically, but also in athletics and all areas of arts. Football, basketball and soccer teams won city and/or region championships this year.

The NMS National Junior Beta Club inducted almost 150 students this year and participated in various community activities and events. The third year of the AVID (Advancement via Individual Determination) Program was also a tremendous success. The goal of the AVID program is to close the achievement gap by preparing all students for college readiness and success in a global society. Fifty-six sixth graders were added to the program and our first group of eighth graders completed honors courses this year. Students participated in quarterly goal setting and academic awards, went on several college visits, learned how to take Cornell notes, and kept an organizational binder. We are proud to note that five of our AVID students qualified for state recognition as Duke TIP Scholars. And five were recognized as Junior Scholars.

Our Positive Behavior Intervention and Support (PBIS) Initiative continued to have an impact during our third year of implementation. Positive behaviors were identified, taught, modeled, and acknowledged throughout the school. Students collected Medieval Money and earned rewards for exhibiting positive behaviors. Good Behavior celebrations were held each quarter to recognize appropriate behaviors. Our data for the year indicated a continued decrease in the number of office referrals and suspensions.

The faculty and staff appreciate a supportive PTO and School Improvement Council. Our PTO continues to provide funds for extracurricular events and clubs, as well as behavior incentives.

Our goal is to provide students with diverse and challenging opportunities that will bridge the gap to the future and enable them to develop skills to ensure success throughout their educational careers and beyond.

Cynthia C. Storer, Principal Angie Randall, SIC Chairperson

Abbreviations Key

N/A Not Applicable N/AV Not Available N/C Not Collected N/R Not Reported I/S Insufficient Sample TBD To be determined

NI Newly Identified CSI Continuing School Improvement CA Corrective Action RP Plan to Restructure R Restructure DELAY School Improvement Status HOLD School Improvement Status