



SC Annual School Report Card Summary

Lead Academy
 Greenville County
 Grades: 5-8 Enrollment: 150
 Principal: Rodney Johnson
 Superintendent: Mr. Burke Royster
 Board Chair: Mr. Chuck Saylor

PERFORMANCE

Comprehensive detail, including definitions of ratings, performance criteria, and explanations of status, is available on www.ed.sc.gov and www.eoc.sc.gov as well as school and school district websites. Printed versions are available from school districts upon request.

YEAR	ABSOLUTE RATING	GROWTH RATING	PALMETTO GOLD AND SILVER AWARD		ESEA/FEDERAL ACCOUNTABILITY RATING SYSTEM	
			General Performance	Closing the Gap	ESEA Grade	Accountability Indicator
2013	Good	Excellent	TBD	TBD	A	N/A
2012	Average	Excellent	Gold	Silver	B	N/A
2011	N/A	N/A	N/A	N/A	Not Met	N/A

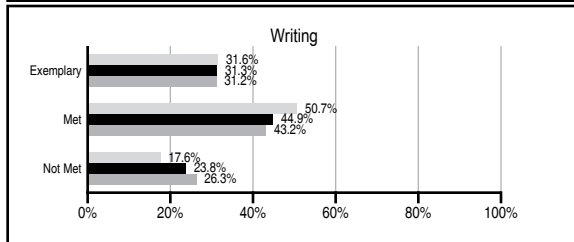
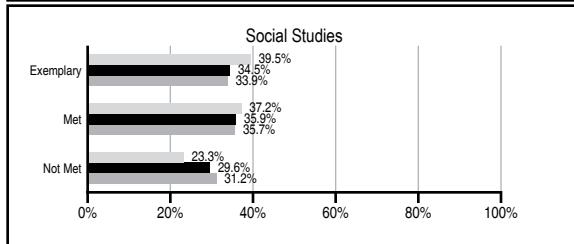
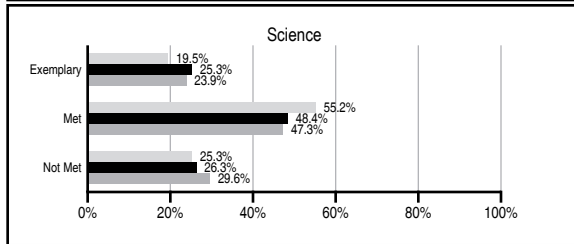
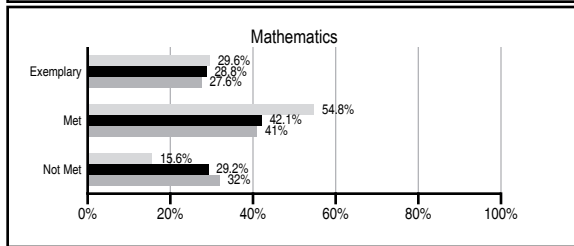
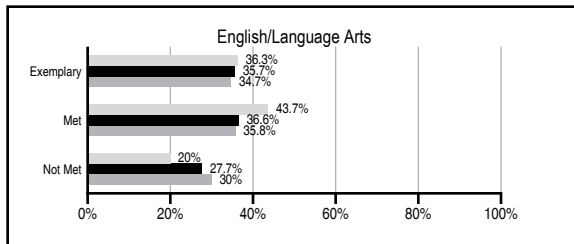
ABSOLUTE RATINGS OF MIDDLE SCHOOLS WITH STUDENTS LIKE OURS*

EXCELLENT	GOOD	AVERAGE	BELOW AVERAGE	AT-RISK
3	21	34	1	1

* Ratings are calculated with data available by 01/15/2014. Schools with Students Like Ours are Middle Schools with Poverty Indices of no more than 5% above or below the index for this school.

PASS PERFORMANCE

Our School Middle Schools with Students Like Ours Middle schools statewide



NAEP PERFORMANCE*

* Performance reported for SC and nation, data not available at school level. Percentages at NAEP Achievement Levels.



END OF COURSE TESTS - 2013

% of students scoring 70 or above on:	Our Middle School	Middle Schools with Students Like Ours
Algebra 1/Math for the Technologies 2	62.5	95.5
English 1	100.0	94.6
Physical Science	N/A	N/A
US History and the Constitution	N/A	N/A
All Subjects	64.7	95.2

SC PERFORMANCE VISION

By 2020 all students will graduate with the knowledge and skills necessary to compete successfully in the global economy, participate in a democratic society and contribute positively as members of families and communities.

Abbreviations Key

N/A Not Applicable N/AV Not Available N/C Not Collected N/R Not Reported I/S Insufficient Sample TBD To be determined

Lead Academy [Greenville County]

SCHOOL PROFILE

	Our School	Change from Last Year	Middle Schools with Students Like Ours	Median Middle School
Students (n=150)				
Students enrolled in high school credit courses (grades 7 & 8)	25.2%	Up from 0.0%	28.1%	24.6%
Retention rate	3.0%	Up from 1.8%	0.6%	0.6%
Attendance rate	96.7%	No Change	95.8%	95.9%
Served by gifted and talented program	7.4%	N/A	21.0%	18.5%
With disabilities	14.8%	N/A	13.4%	13.0%
Older than usual for grade	3.7%	N/A	5.2%	4.8%
Out-of-school suspensions or expulsions for violent and/or criminal offenses	0.0%	No Change	0.8%	0.6%
Annual dropout rate	0.0%	No Change	0.0%	0.0%
Teachers (n=14)				
Teachers with advanced degrees	57.1%	Down from 66.7%	62.3%	61.5%
Continuing contract teachers	35.7%	Down from 44.4%	83.3%	77.2%
Teachers returning from previous year	N/A	N/A	88.8%	85.9%
Teacher attendance rate	96.7%	Down from 98.3%	94.5%	94.9%
Average teacher salary*	\$42,109	Up 6.8%	\$48,289	\$47,313
Classes not taught by highly qualified teachers	8.0%	Down from 19.4%	0.0%	2.0%
Professional development days/teacher	8.5 days	Down from 9.6 days	9.0 days	10.1 days
School				
Principal's years at school	3.0	Up from 2.0	4.0	4.0
Student-teacher ratio in core subjects	13.6 to 1	Down from 20.7 to 1	22.6 to 1	22.1 to 1
Prime instructional time	93.1%	Down from 94.6%	89.4%	89.6%
Opportunities in the arts	Poor	Down from Fair	Good	Good
SACS accreditation	Yes	No Change	Yes	Yes
Parents attending conferences	93.6%	Down from 100.0%	98.8%	99.0%
Character development program	Excellent	Up from Good	Good	Good
Dollars spent per pupil**	\$7,512	Down 18.8%	\$7,097	\$7,239
Percent of expenditures for instruction**	64.0%	Up from 61.0%	63.0%	63.0%
Percent of expenditures for teacher salaries**	52.0%	Up from 37.1%	60.5%	61.0%
ESEA composite index score	97.6	Up from 84.5	85.2	83.5

* Length of contract = 185+ days.

** Prior year audited financial data available.

EVALUATION RESULTS

	Teachers	Students*	Parents*
Number of surveys returned	9	16	5
Percent satisfied with learning environment	77.7%	81.3%	N/A
Percent satisfied with social and physical environment	100%	72.2%	N/A
Percent satisfied with school-home relations	100%	83.3%	N/A

*Only students at the highest middle school grade level at this school and their parents were included.

REPORT OF PRINCIPAL AND SCHOOL IMPROVEMENT COUNCIL

Lead Academy was founded on the belief that every child can achieve at an exceptionally high level, regardless of background or circumstance. Our school community continues to make strides towards achieving this reality during our third year, and we are excited to continue the pursuit. Our commitment to realize this goal is evident as students and staff all participate in a longer school day, Saturday service opportunities, and a whole-school summer session. We set high expectations for our students through our focus on the three expectations that guide our school culture: be nice; work hard; serve well. Our school has also adopted "Demanding Excellence, Embracing Diversity, and Modeling Integrity" as a framework to refine and execute our mission.

The hard work of our students and staff was evident as we grew in our absolute Report Card rating and achieved an Excellent Growth Rating. This accomplishment was achieved by posting one of the highest growth indices in the state. In addition to this, we were awarded a Palmetto Gold Award for General Performance and a Palmetto Silver Award for Closing the Gap. We also became a South Carolina TAP school, which has provided our staff with opportunities for multiple career paths, ongoing professional growth, instructionally-focused accountability and performance-based compensation. Student achievement, and specifically student growth, is at the center of our mission and we will continue to focus on developing ourselves as educators in order to provide our students with tools to succeed in high school, college, and life beyond the classroom.

The 2012-2013 school year marked the start of our new home on the campus of Upstate Circle of Friends in the Belle Meade community of Greenville County. The 100% wireless-enabled facility provides us with classrooms, ample field space and a cafetorium for meetings and meals. The move to a more traditional school building has allowed our parents to become increasingly involved in the life of the school. This year marked the establishment of our first Parent-Teacher Organization. Parents also logged numerous volunteer hours and were integral contributors to the operation of our school. Our local community has also become more involved in our school. Most notably, the Downtown Rotary Club of Greenville awarded Lead Academy with a \$10,000 grant to implement Greenville County's first EarlyAct FirstKnight character education program. It had been a huge hit with students, parents and teachers.

Our students had the opportunity to participate in a number of extracurricular activities and clubs including honor band, YMCA sports leagues, gardening, yearbook and Lego robotics. In the coming year, we plan to add art to the elective curriculum and expand club offerings to meet the needs of our student body. We also remained true to our mission of serving the community, with each student fulfilling their community service requirement with organizations such as the City of Greenville, the Humane Society, and the Children's Museum of the Upstate. We look forward to building on the achievements of years past as we work together as a community of parents, students and teachers to build the next generation of leaders.

Rodney Johnson, Principal Dr. H. Paul Thompson, Board Chairperson

Comprehensive detail, including definitions of ratings, performance criteria, and explanations of status, is available on www.ed.sc.gov and www.eoc.sc.gov as well as school and school district websites.

Printed versions are available from school districts upon request.

Abbreviations Key

N/A Not Applicable N/AV Not Available N/C Not Collected N/R Not Reported I/S Insufficient Sample TBD To be determined

NI Newly Identified CSI Continuing School Improvement CA Corrective Action RP Plan to Restructure R Restructure DELAY School Improvement Status HOLD School Improvement Status