



# SC Annual School Report Card Summary

Langston Charter Middle School  
 Greenville County  
 Grades: 6-8 Enrollment: 449  
 Principal: Gregory Abel  
 Superintendent: Mr. Burke Royster  
 Board Chair: Mr. Chuck Saylor

## PERFORMANCE

Comprehensive detail, including definitions of ratings, performance criteria, and explanations of status, is available on [www.ed.sc.gov](http://www.ed.sc.gov) and [www.eoc.sc.gov](http://www.eoc.sc.gov) as well as school and school district websites. Printed versions are available from school districts upon request.

YEAR	ABSOLUTE RATING	GROWTH RATING	PALMETTO GOLD AND SILVER AWARD		ESEA/FEDERAL ACCOUNTABILITY RATING SYSTEM	
			General Performance	Closing the Gap	ESEA Grade	Accountability Indicator
2013	Excellent	Excellent	TBD	TBD	A	N/A
2012	Excellent	Excellent	Gold	Gold	A	N/A
2011	Excellent	Excellent	Gold	N/A	Met	N/A

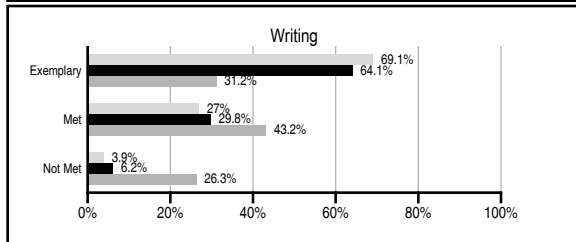
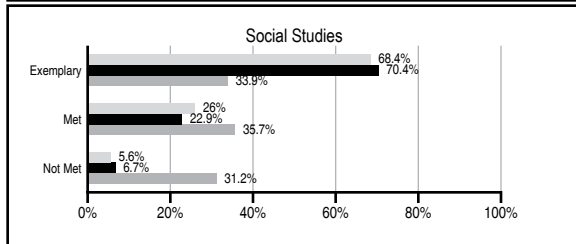
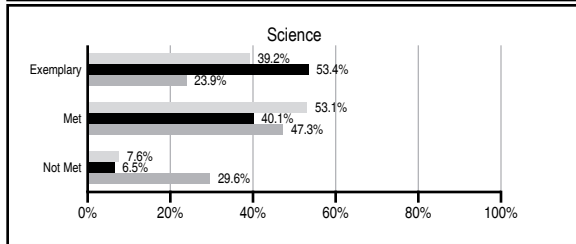
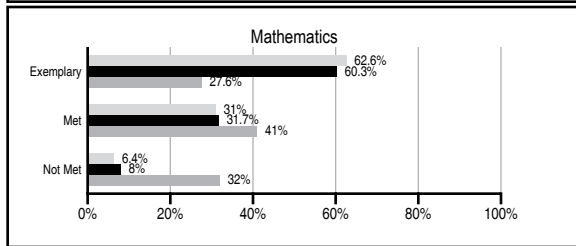
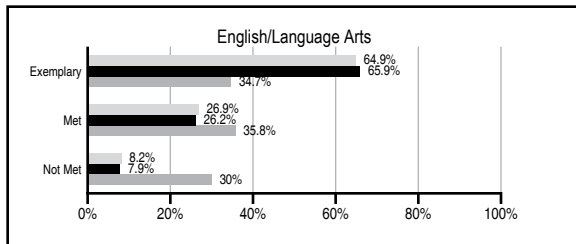
## ABSOLUTE RATINGS OF MIDDLE SCHOOLS WITH STUDENTS LIKE OURS\*

EXCELLENT	GOOD	AVERAGE	BELOW AVERAGE	AT-RISK
6	0	0	0	0

\* Ratings are calculated with data available by 01/15/2014. Schools with Students Like Ours are Middle Schools with Poverty Indices of no more than 5% above or below the index for this school.

## PASS PERFORMANCE

Our School Middle Schools with Students Like Ours Middle schools statewide



## NAEP PERFORMANCE\*

\* Performance reported for SC and nation, data not available at school level. Percentages at NAEP Achievement Levels.



## END OF COURSE TESTS - 2013

% of students scoring 70 or above on:	Our Middle School	Middle Schools with Students Like Ours
Algebra 1/Math for the Technologies 2	100.0	99.7
English 1	100.0	100.0
Physical Science	N/A	N/A
US History and the Constitution	N/A	N/A
All Subjects	100.0	99.9

## SC PERFORMANCE VISION

By 2020 all students will graduate with the knowledge and skills necessary to compete successfully in the global economy, participate in a democratic society and contribute positively as members of families and communities.

### Abbreviations Key

N/A Not Applicable N/AV Not Available N/C Not Collected N/R Not Reported I/S Insufficient Sample TBD To be determined

# Langston Charter Middle School [Greenville County]

## SCHOOL PROFILE

	Our School	Change from Last Year	Middle Schools with Students Like Ours	Median Middle School
<b>Students (n=449)</b>				
Students enrolled in high school credit courses (grades 7 & 8)	61.6%	Up from 51.4%	51.5%	24.6%
Retention rate	0.2%	Down from 0.4%	0.2%	0.6%
Attendance rate	97.7%	No Change	96.4%	95.9%
Served by gifted and talented program	42.3%	N/A	43.8%	18.5%
With disabilities	4.3%	N/A	8.1%	13.0%
Older than usual for grade	0.7%	N/A	0.8%	4.8%
Out-of-school suspensions or expulsions for violent and/or criminal offenses	0.0%	No Change	0.3%	0.6%
Annual dropout rate	0.0%	No Change	0.0%	0.0%
<b>Teachers (n=25)</b>				
Teachers with advanced degrees	72.0%	Up from 68.0%	63.3%	61.5%
Continuing contract teachers	24.0%	Down from 28.0%	85.5%	77.2%
Teachers returning from previous year	91.5%	Down from 95.0%	90.2%	85.9%
Teacher attendance rate	97.6%	Up from 97.2%	94.8%	94.9%
Average teacher salary*	\$45,614	Up 8.0%	\$47,234	\$47,313
Classes not taught by highly qualified teachers	6.4%	Up from 4.8%	4.8%	2.0%
Professional development days/teacher	8.0 days	Up from 7.8 days	9.0 days	10.1 days
<b>School</b>				
Principal's years at school	8.0	Up from 7.0	1.5	4.0
Student-teacher ratio in core subjects	28.1 to 1	No Change	24.4 to 1	22.1 to 1
Prime instructional time	95.0%	Up from 94.6%	89.5%	89.6%
Opportunities in the arts	Poor	No Change	Excellent	Good
SACS accreditation	No	Down from Yes	Yes	Yes
Parents attending conferences	100.0%	No Change	98.9%	99.0%
Character development program	Good	Up from Average	Excellent	Good
Dollars spent per pupil**	\$5,397	Up 8.7%	\$5,793	\$7,239
Percent of expenditures for instruction**	65.0%	Up from 63.0%	67.5%	63.0%
Percent of expenditures for teacher salaries**	62.0%	Up from 61.8%	66.0%	61.0%
ESEA composite index score	100.0	No Change	93.6	83.5

\* Length of contract = 185+ days.

\*\* Prior year audited financial data available.

## EVALUATION RESULTS

	Teachers	Students*	Parents*
Number of surveys returned	20	159	127
Percent satisfied with learning environment	100%	79.9%	91.4%
Percent satisfied with social and physical environment	100%	79.1%	89.1%
Percent satisfied with school-home relations	95.3%	92%	93.7%

\*Only students at the highest middle school grade level at this school and their parents were included.

Comprehensive detail, including definitions of ratings, performance criteria, and explanations of status, is available on [www.ed.sc.gov](http://www.ed.sc.gov) and [www.eoc.sc.gov](http://www.eoc.sc.gov) as well as school and school district websites.

Printed versions are available from school districts upon request.

## REPORT OF PRINCIPAL AND SCHOOL IMPROVEMENT COUNCIL

The mission of Langston Charter Middle School is to enrich and empower sixth, seventh, and eighth graders with personal responsibility and compassion for their community through single gender classes and innovative teacher, parent, and community collaborative learning. Langston Charter Middle School expects parental involvement in their child's academic, emotional, and social development.

The school is named for a courageous young girl, Laodicea "Dicey" Langston, who, during the Revolutionary War, risked her life on several occasions in our country's fight for freedom. Her selfless acts and willingness to be involved exemplify the character traits that must exist in people if their community is to be a place of quality. Building on the legacy of people like Dicey Langston, our school encourages academic excellence in students while instilling the values of personal responsibility and accountability.

Langston Charter Middle School opened on August 22, 2005. Standards for AYP have been met every year. Since our second year, we have had full enrollment with a waiting list. During the 12-13 school year, our 450 students contributed thousands of hours of service to local charitable organizations and activities. Students in all grades sharpened their leadership skills and won awards at the 2012 YMCA Youth in Government Conference in Columbia. Students were recognized for their performance at the 2013 YMCA Model UN Conference and Junior Forensic League Tournament.

Parent and community support continues to be outstanding. Well over 5500 volunteer hours were logged by parents at school or school-sponsored events. Leaders from local businesses and non-profit organizations brought their experiences and insight to our students through classroom visits and other presentations. Our parents consistently model leadership as they serve on our school and foundation boards and contribute their energy and talents to school projects.

Our teachers regularly attend professional development conferences focused on single gender education and continuous school improvement. Faculty members frequently present at conferences, sharing their experience and teaching strategies with colleagues from around the state and across the country. We have continued our collaboration with researchers from Wellesley University to study and document the effectiveness of single gender instruction.

We strive to challenge all students at the highest possible academic level. 191 students earned high school credit for one or more of the following courses: Algebra I Honors, Geometry I Honors, English I Honors, and Spanish I. One hundred percent of our students in Algebra I and English I passed the state EOC exams. Langston was again awarded the Palmetto Gold Award for performance in 2012-2013.

In July 2010, we moved into our third facility, finally achieving our goal of having a permanent home for the school. At 450 students, we are maintaining our desired maximum enrollment. Our vision is that Langston will be a replicable model for academic excellence, community service, and responsible leadership.  
Gregory Abel, Principal      Scott Zemitis, Board Chairman

### Abbreviations Key

N/A Not Applicable N/AV Not Available N/C Not Collected N/R Not Reported I/S Insufficient Sample TBD To be determined

NI Newly Identified CSI Continuing School Improvement CA Corrective Action RP Plan to Restructure R Restructure DELAY School Improvement Status HOLD School Improvement Status