



SC Annual School Report Card Summary

Ralph Chandler Middle School
 Greenville County
 Grades: 6-8 Enrollment: 739
 Principal: Rita Mantooth
 Superintendent: Mr. Burke Royster
 Board Chair: Mr. Chuck Saylor

PERFORMANCE

Comprehensive detail, including definitions of ratings, performance criteria, and explanations of status, is available on www.ed.sc.gov and www.eoc.sc.gov as well as school and school district websites. Printed versions are available from school districts upon request.

YEAR	ABSOLUTE RATING	GROWTH RATING	PALMETTO GOLD AND SILVER AWARD		ESEA/FEDERAL ACCOUNTABILITY RATING SYSTEM	
			General Performance	Closing the Gap	ESEA Grade	Accountability Indicator
2013	Excellent	Excellent	TBD	TBD	B	N/A
2012	Excellent	Excellent	Gold	N/A	A	N/A
2011	Good	Excellent	Gold	N/A	Not Met	N/A

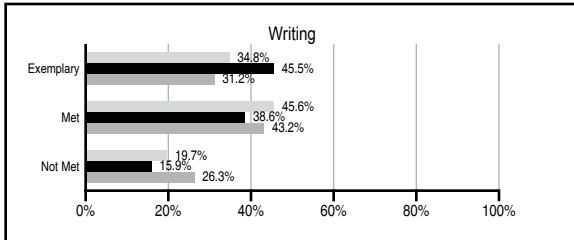
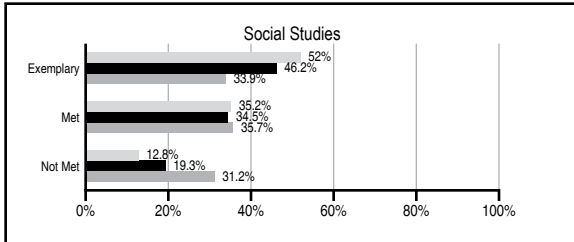
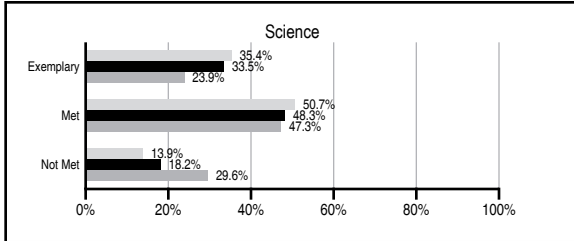
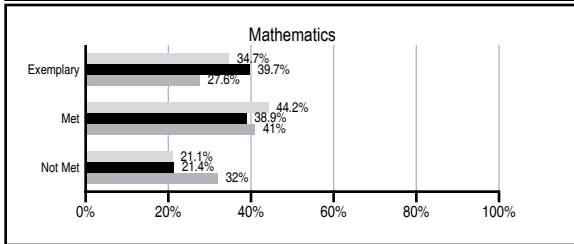
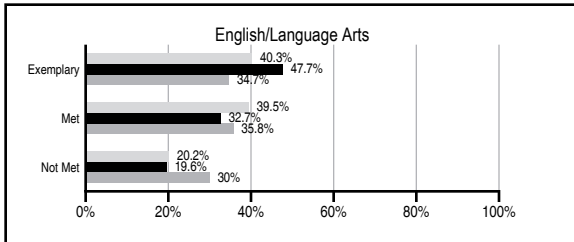
ABSOLUTE RATINGS OF MIDDLE SCHOOLS WITH STUDENTS LIKE OURS*

EXCELLENT	GOOD	AVERAGE	BELOW AVERAGE	AT-RISK
15	5	3	0	0

* Ratings are calculated with data available by 01/15/2014. Schools with Students Like Ours are Middle Schools with Poverty Indices of no more than 5% above or below the index for this school.

PASS PERFORMANCE

Our School Middle Schools with Students Like Ours Middle schools statewide



NAEP PERFORMANCE*

* Performance reported for SC and nation, data not available at school level. Percentages at NAEP Achievement Levels.



END OF COURSE TESTS - 2013

% of students scoring 70 or above on:	Our Middle School	Middle Schools with Students Like Ours
Algebra 1/Math for the Technologies 2	96.7	97.4
English 1	98.1	99.5
Physical Science	N/A	N/A
US History and the Constitution	N/A	N/A
All Subjects	97.2	97.5

SC PERFORMANCE VISION

By 2020 all students will graduate with the knowledge and skills necessary to compete successfully in the global economy, participate in a democratic society and contribute positively as members of families and communities.

Abbreviations Key

N/A Not Applicable N/AV Not Available N/C Not Collected N/R Not Reported I/S Insufficient Sample TBD To be determined

Ralph Chandler Middle School [Greenville County]

SCHOOL PROFILE

	Our School	Change from Last Year	Middle Schools with Students Like Ours	Median Middle School
Students (n=739)				
Students enrolled in high school credit courses (grades 7 & 8)	56.1%	Up from 39.0%	44.4%	24.6%
Retention rate	0.8%	No Change	0.3%	0.6%
Attendance rate	96.0%	Down from 96.5%	96.6%	95.9%
Served by gifted and talented program	24.7%	N/A	31.5%	18.5%
With disabilities	11.0%	N/A	10.7%	13.0%
Older than usual for grade	3.7%	N/A	3.1%	4.8%
Out-of-school suspensions or expulsions for violent and/or criminal offenses	1.4%	Up from 0.1%	0.6%	0.6%
Annual dropout rate	0.0%	No Change	0.0%	0.0%
Teachers (n=40)				
Teachers with advanced degrees	57.5%	Up from 56.1%	66.7%	61.5%
Continuing contract teachers	75.0%	Down from 85.4%	81.7%	77.2%
Teachers returning from previous year	83.1%	Down from 86.5%	87.9%	85.9%
Teacher attendance rate	94.4%	Down from 95.6%	94.9%	94.9%
Average teacher salary*	\$42,246	Up 4.8%	\$49,778	\$47,313
Classes not taught by highly qualified teachers	0.0%	Down from 7.4%	2.7%	2.0%
Professional development days/teacher	10.5 days	Up from 9.6 days	9.2 days	10.1 days
School				
Principal's years at school	5.0	Up from 4.0	4.0	4.0
Student-teacher ratio in core subjects	27.2 to 1	Up from 25.7 to 1	24.8 to 1	22.1 to 1
Prime instructional time	89.6%	Down from 91.4%	90.6%	89.6%
Opportunities in the arts	Excellent	No Change	Excellent	Good
SACS accreditation	Yes	No Change	Yes	Yes
Parents attending conferences	99.2%	Down from 100.0%	98.2%	99.0%
Character development program	Good	Down from Excellent	Good	Good
Dollars spent per pupil**	\$5,668	Up 13.7%	\$6,540	\$7,239
Percent of expenditures for instruction**	56.0%	Up from 54.4%	65.0%	63.0%
Percent of expenditures for teacher salaries**	55.0%	Up from 53.4%	62.0%	61.0%
ESEA composite index score	84.9	Down from 97.6	86.4	83.5

* Length of contract = 185+ days.

** Prior year audited financial data available.

EVALUATION RESULTS

	Teachers	Students*	Parents*
Number of surveys returned	32	202	61
Percent satisfied with learning environment	100%	88.6%	90.2%
Percent satisfied with social and physical environment	100%	86.7%	90.3%
Percent satisfied with school-home relations	90.6%	90.2%	88.5%

*Only students at the highest middle school grade level at this school and their parents were included.

REPORT OF PRINCIPAL AND SCHOOL IMPROVEMENT COUNCIL

Ralph Chandler Middle School has been serving the families in the Simpsonville and Fork Shoals communities since 2008. RCMS is a family-friendly school where parents, community, and staff work to create a school climate that fosters academic rigor, high expectations, and well-rounded youth. The school continues to grow in enrollment from 560 students in 2008 to 740 students this past school year. 100% of our staff is highly qualified. This staff consists of 41 teachers, 7 support staff members, and 3 administrators. We are proud to have 3 teachers who hold National Board Certification. Of the professional staff, thirty percent have less than 10 years' teaching experience, but sixty percent of them hold Master's degrees. Our most recent state assessment shows that more than 80% of our students met or exceeded the standard in ELA and Math. Based on the state's new grading system, our school scored 97.6 and received a rating of Excellent on improvement and Excellent overall. As a result, RCMS received a Gold award from the SC Department of Education based on this PASS performance. Teachers continue to integrate technology making it an integral part of daily instruction. New strategies like the "flipped classroom" approach and project-based learning activities provide more interactive environment that promotes engagement and creativity. Staff members consistently meet to analyze data which includes reviewing benchmark tests and MAP scores. This allows us to provide rigorous academic experiences for our students, and continues to be the foundation for professional development for our teachers. RCMS is proud of the many accomplishments of our students. 60% of our students were recognized on honor rolls during the year; 72 7th graders qualified for the Duke Talent Identification Program, 190 of our students were enrolled in advanced classes, and 18 8th graders were named Junior Scholars. The data also allowed us to create mentoring and enrichment programs for students who needed additional assistance. Our band/strings programs continue to achieve excellent ratings at state and regional events and our drama department produced two shows this year. 4 out of 9 of our athletic teams qualified for the playoffs. 50% of our students and parents participated in student led conferences held twice during the school year. Our school continues to receive extra support from the PTSA and SIC. Teachers were awarded \$8,000 in grants to support instruction and to purchase equipment to enhance instruction. SIC collaborates with teachers and staff to support the efforts of the school to respond to the needs of families and works proactively to build parent-school relationships. During the 2013-2014 school year, classes will be offered to the parents during back to school events to foster parental involvement. In addition, our staff continues to support student needs through mentoring students who do not have support at home. In an effort to help students understand how they can become active members of their community, the Giving Tree program was created as an opportunity to meet that goal. Our mission, vision, and goals support our work to raise academic achievement for our students. Students and families were given four opportunities to make donations to meet the needs of their peers. We strive to meet all the needs of our students: academic, social, developmental and emotional. For further information concerning our school, please visit our website at <http://www.greenville.k12.sc.us/chandler/>.

Rita Mantooth, Principal and Lynn Magnan, SIC Chair

Comprehensive detail, including definitions of ratings, performance criteria, and explanations of status, is available on www.ed.sc.gov and www.eoc.sc.gov as well as school and school district websites.

Printed versions are available from school districts upon request.

Abbreviations Key

N/A Not Applicable N/AV Not Available N/C Not Collected N/R Not Reported I/S Insufficient Sample TBD To be determined

NI Newly Identified CSI Continuing School Improvement CA Corrective Action RP Plan to Restructure R Restructure DELAY School Improvement Status HOLD School Improvement Status