



SC Annual School Report Card Summary

Mauldin Middle School
Greenville County
Grades: 6-8 Enrollment: 1,233
Principal: Rosia D. Gardner
Superintendent: Mr. Burke Royster
Board Chair: Mr. Chuck Saylor

PERFORMANCE

Comprehensive detail, including definitions of ratings, performance criteria, and explanations of status, is available on www.ed.sc.gov and www.eoc.sc.gov as well as school and school district websites. Printed versions are available from school districts upon request.

| YEAR | ABSOLUTE RATING | GROWTH RATING | PALMETTO GOLD AND SILVER AWARD | | ESEA/FEDERAL ACCOUNTABILITY RATING SYSTEM | |
|------|-----------------|---------------|--------------------------------|-----------------|---|--------------------------|
| | | | General Performance | Closing the Gap | ESEA Grade | Accountability Indicator |
| 2013 | Good | Below Average | TBD | TBD | A | N/A |
| 2012 | Excellent | Excellent | Gold | N/A | A | N/A |
| 2011 | Good | Good | Silver | N/A | Not Met | N/A |

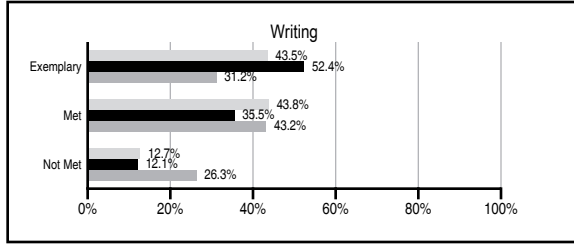
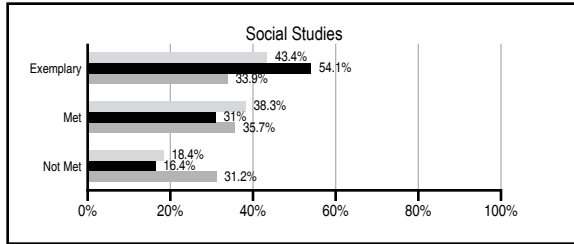
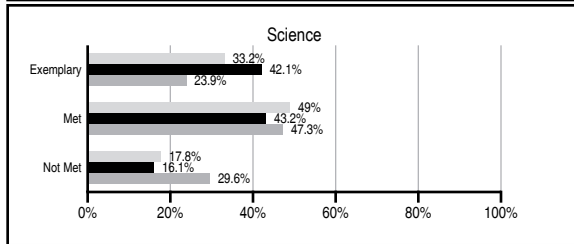
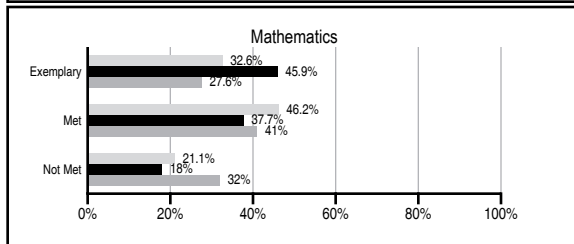
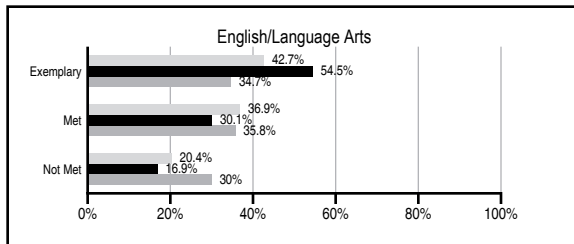
ABSOLUTE RATINGS OF MIDDLE SCHOOLS WITH STUDENTS LIKE OURS*

| EXCELLENT | GOOD | AVERAGE | BELOW AVERAGE | AT-RISK |
|-----------|------|---------|---------------|---------|
| 8 | 2 | 1 | 0 | 0 |

* Ratings are calculated with data available by 01/15/2014. Schools with Students Like Ours are Middle Schools with Poverty Indices of no more than 5% above or below the index for this school.

PASS PERFORMANCE

Our School
 Middle Schools with Students Like Ours
 Middle schools statewide



NAEP PERFORMANCE*

* Performance reported for SC and nation, data not available at school level. Percentages at NAEP Achievement Levels.



END OF COURSE TESTS - 2013

| % of students scoring 70 or above on: | Our Middle School | Middle Schools with Students Like Ours |
|---------------------------------------|-------------------|--|
| Algebra 1/Math for the Technologies 2 | 99.4 | 97.6 |
| English 1 | 99.1 | 98.8 |
| Physical Science | N/A | N/A |
| US History and the Constitution | N/A | N/A |
| All Subjects | 99.2 | 98.3 |

SC PERFORMANCE VISION

By 2020 all students will graduate with the knowledge and skills necessary to compete successfully in the global economy, participate in a democratic society and contribute positively as members of families and communities.

Abbreviations Key

N/A Not Applicable N/AV Not Available N/C Not Collected N/R Not Reported I/S Insufficient Sample TBD To be determined

Mauldin Middle School [Greenville County]

SCHOOL PROFILE

| | Our School | Change from Last Year | Middle Schools with Students Like Ours | Median Middle School |
|--|------------|-----------------------|--|----------------------|
| Students (n=1,233) | | | | |
| Students enrolled in high school credit courses (grades 7 & 8) | 33.3% | Down from 41.7% | 38.8% | 24.6% |
| Retention rate | 0.3% | Down from 2.0% | 0.2% | 0.6% |
| Attendance rate | 96.5% | Down from 97.2% | 96.5% | 95.9% |
| Served by gifted and talented program | 27.3% | N/A | 32.1% | 18.5% |
| With disabilities | 8.8% | N/A | 8.1% | 13.0% |
| Older than usual for grade | 2.1% | N/A | 2.4% | 4.8% |
| Out-of-school suspensions or expulsions for violent and/or criminal offenses | 0.7% | Down from 0.8% | 0.7% | 0.6% |
| Annual dropout rate | 0.0% | No Change | 0.0% | 0.0% |
| Teachers (n=66) | | | | |
| Teachers with advanced degrees | 74.2% | Up from 71.0% | 62.3% | 61.5% |
| Continuing contract teachers | 86.4% | Down from 95.2% | 78.3% | 77.2% |
| Teachers returning from previous year | 91.4% | Down from 93.7% | 86.5% | 85.9% |
| Teacher attendance rate | 95.5% | Down from 95.7% | 95.4% | 94.9% |
| Average teacher salary* | \$52,572 | Up 2.5% | \$47,770 | \$47,313 |
| Classes not taught by highly qualified teachers | 0.0% | No Change | 4.6% | 2.0% |
| Professional development days/teacher | 6.8 days | Down from 6.9 days | 7.9 days | 10.1 days |
| School | | | | |
| Principal's years at school | 14.0 | Up from 13.0 | 3.0 | 4.0 |
| Student-teacher ratio in core subjects | 25.3 to 1 | Down from 25.5 to 1 | 24.9 to 1 | 22.1 to 1 |
| Prime instructional time | 91.2% | Down from 92.4% | 90.3% | 89.6% |
| Opportunities in the arts | Excellent | No Change | Good | Good |
| SACS accreditation | Yes | No Change | Yes | Yes |
| Parents attending conferences | 99.2% | Up from 97.3% | 100.0% | 99.0% |
| Character development program | Good | No Change | Good | Good |
| Dollars spent per pupil** | \$5,831 | Up 5.8% | \$6,174 | \$7,239 |
| Percent of expenditures for instruction** | 66.0% | Down from 66.4% | 62.0% | 63.0% |
| Percent of expenditures for teacher salaries** | 64.0% | Down from 65.8% | 61.0% | 61.0% |
| ESEA composite index score | 90.9 | Down from 93.9 | 91.3 | 83.5 |

* Length of contract = 185+ days.

** Prior year audited financial data available.

EVALUATION RESULTS

| | Teachers | Students* | Parents* |
|--|----------|-----------|----------|
| Number of surveys returned | 63 | 384 | 129 |
| Percent satisfied with learning environment | 96.9% | 71.3% | 84.5% |
| Percent satisfied with social and physical environment | 96.8% | 72.4% | 88.3% |
| Percent satisfied with school-home relations | 96.8% | 89.2% | 73.2% |

*Only students at the highest middle school grade level at this school and their parents were included.

REPORT OF PRINCIPAL AND SCHOOL IMPROVEMENT COUNCIL

Mauldin Middle School has been in existence for fourteen years. Our numerous accomplishments have been made through the conscious efforts of our teachers, students, parents, administrators and community members. We continue to closely analyze our test scores in order to maximize our staff development strategies and increase the number of students meeting or exceeding the state standard on the Palmetto Assessment of State Standards (PASS). Our teachers are Highly Qualified as defined by the No Child Left Behind Act, and twenty-two of our teachers are National Board Certified Teachers. The school motto of "Expect the Best!" encourages all of our students to strive for their best grades, excellent behavior and impressive attendance. Mauldin Middle School was named a Red Carpet School twice due to our family friendly environment and outstanding customer service. The Mauldin Mustangs, our collective athletic, academic and performing groups, continue to distinguish ourselves in district, state and national competitions. In conjunction with our school PTA, each student is given multiple opportunities to enhance his or her self-awareness through Beta Club, Sandlapper Club, Science Club, Be a Fan Club, Student Council, Service Learning Corps, Step Team, Band, Strings, Chorus, as well as our athletic and academic teams. The extraordinary performance of "Beauty and The Beast" by our drama students capped off the academic year. Our PTA, School Improvement Council, Band and Athletic Booster Clubs have joined our business partners, including Publix, Arby's, Chic-Fil-A and Sam's Wholesale Club, to provide both teachers and students with additional resources and assistance in the successes we have enjoyed this year. Our school staff worked diligently as our school and district achieved international recognition as a high quality school system when awarded National Accreditation for AdvanceED Worldwide, a distinguished mark of quality for the school system, its schools, students, teachers, and community. Each staff member contributed suggestions and strategies to develop our Strategic Plan as we addressed each goal of the Greenville County Schools' Education Plan. We are proud of what we have accomplished in each of our fourteen years and we look forward to being a leader in middle school education for many years to come.

Rosia Gardner – Principal
Vanessa Rhodes- SIC Chair

Comprehensive detail, including definitions of ratings, performance criteria, and explanations of status, is available on www.ed.sc.gov and www.eoc.sc.gov as well as school and school district websites.

Printed versions are available from school districts upon request.

Abbreviations Key

N/A Not Applicable N/AV Not Available N/C Not Collected N/R Not Reported I/S Insufficient Sample TBD To be determined

NI Newly Identified CSI Continuing School Improvement CA Corrective Action RP Plan to Restructure R Restructure DELAY School Improvement Status HOLD School Improvement Status