



SC Annual School Report Card Summary

Tanglewood Middle School
 Greenville County
 Grades: 6-8 Enrollment: 548
 Principal: William C. Price
 Superintendent: Mr. Burke Royster
 Board Chair: Mr. Chuck Saylor

PERFORMANCE

Comprehensive detail, including definitions of ratings, performance criteria, and explanations of status, is available on www.ed.sc.gov and www.eoc.sc.gov as well as school and school district websites. Printed versions are available from school districts upon request.

| YEAR | ABSOLUTE RATING | GROWTH RATING | PALMETTO GOLD AND SILVER AWARD | | ESEA/FEDERAL ACCOUNTABILITY RATING SYSTEM | |
|------|-----------------|---------------|--------------------------------|-----------------|---|--------------------------|
| | | | General Performance | Closing the Gap | ESEA Grade | Accountability Indicator |
| 2013 | Below Average | Average | TBD | TBD | C | Priority |
| 2012 | At-Risk | Below Average | N/A | N/A | F | Priority |
| 2011 | Below Average | Average | N/A | N/A | Not Met | N/A |

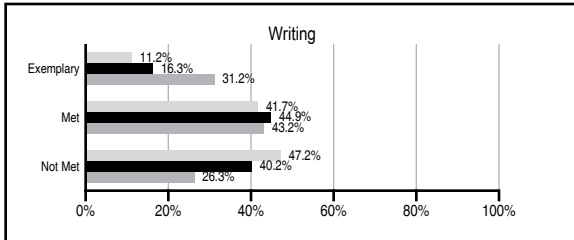
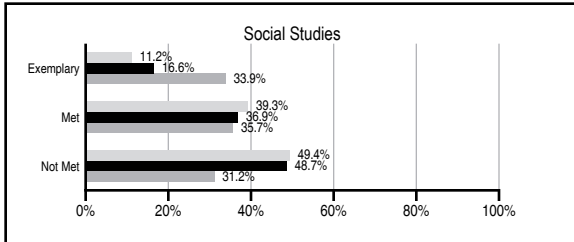
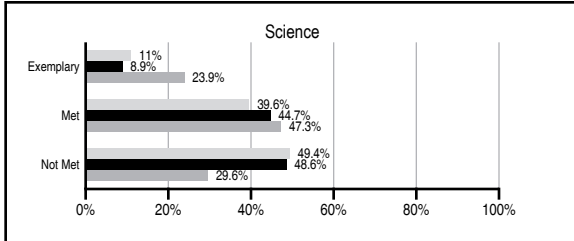
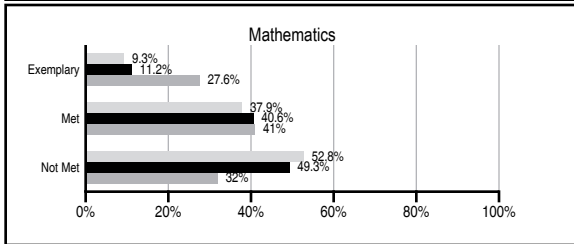
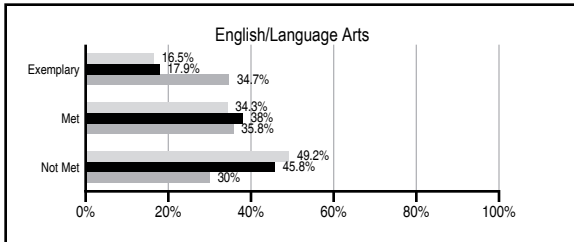
ABSOLUTE RATINGS OF MIDDLE SCHOOLS WITH STUDENTS LIKE OURS*

| EXCELLENT | GOOD | AVERAGE | BELOW AVERAGE | AT-RISK |
|-----------|------|---------|---------------|---------|
| 0 | 0 | 21 | 21 | 15 |

* Ratings are calculated with data available by 01/15/2014. Schools with Students Like Ours are Middle Schools with Poverty Indices of no more than 5% above or below the index for this school.

PASS PERFORMANCE

Our School Middle Schools with Students Like Ours Middle schools statewide



NAEP PERFORMANCE*

* Performance reported for SC and nation, data not available at school level. Percentages at NAEP Achievement Levels.

READING – GRADE 8 (2011)



MATH – GRADE 8 (2011)



SCIENCE – GRADE 8 (2011)



END OF COURSE TESTS - 2013

| % of students scoring 70 or above on: | Our Middle School | Middle Schools with Students Like Ours |
|---------------------------------------|-------------------|--|
| Algebra 1/Math for the Technologies 2 | 82.0 | 87.5 |
| English 1 | 87.9 | 87.8 |
| Physical Science | N/A | N/A |
| US History and the Constitution | N/A | N/A |
| All Subjects | 84.3 | 88.4 |

SC PERFORMANCE VISION

By 2020 all students will graduate with the knowledge and skills necessary to compete successfully in the global economy, participate in a democratic society and contribute positively as members of families and communities.

Abbreviations Key

N/A Not Applicable N/AV Not Available N/C Not Collected N/R Not Reported I/S Insufficient Sample TBD To be determined

Tanglewood Middle School [Greenville County]

SCHOOL PROFILE

| | Our School | Change from Last Year | Middle Schools with Students Like Ours | Median Middle School |
|--|------------|-----------------------|--|----------------------|
| Students (n=548) | | | | |
| Students enrolled in high school credit courses (grades 7 & 8) | 22.8% | Up from 16.2% | 14.1% | 24.6% |
| Retention rate | 0.5% | Down from 0.7% | 0.9% | 0.6% |
| Attendance rate | 95.2% | Down from 95.9% | 95.5% | 95.9% |
| Served by gifted and talented program | 3.7% | N/A | 6.8% | 18.5% |
| With disabilities | 20.2% | N/A | 16.0% | 13.0% |
| Older than usual for grade | 8.0% | N/A | 7.7% | 4.8% |
| Out-of-school suspensions or expulsions for violent and/or criminal offenses | 2.2% | Down from 3.8% | 0.5% | 0.6% |
| Annual dropout rate | 0.3% | Up from 0.0% | 0.0% | 0.0% |
| Teachers (n=45) | | | | |
| Teachers with advanced degrees | 60.0% | Up from 58.5% | 59.6% | 61.5% |
| Continuing contract teachers | 77.8% | Down from 85.4% | 65.5% | 77.2% |
| Teachers returning from previous year | 87.7% | Up from 83.9% | 78.0% | 85.9% |
| Teacher attendance rate | 95.3% | Up from 95.1% | 95.3% | 94.9% |
| Average teacher salary* | \$45,728 | Up 2.8% | \$44,373 | \$47,313 |
| Classes not taught by highly qualified teachers | 8.7% | Up from 7.5% | 3.3% | 2.0% |
| Professional development days/teacher | 14.6 days | Up from 14.4 days | 9.3 days | 10.1 days |
| School | | | | |
| Principal's years at school | 5.0 | Up from 4.0 | 3.0 | 4.0 |
| Student-teacher ratio in core subjects | 18.8 to 1 | Down from 19.6 to 1 | 18.4 to 1 | 22.1 to 1 |
| Prime instructional time | 89.6% | Down from 90.1% | 89.6% | 89.6% |
| Opportunities in the arts | Excellent | No Change | Good | Good |
| SACS accreditation | Yes | No Change | Yes | Yes |
| Parents attending conferences | 100.0% | No Change | 98.5% | 99.0% |
| Character development program | Excellent | No Change | Excellent | Good |
| Dollars spent per pupil** | \$9,244 | Up 13.7% | \$9,729 | \$7,239 |
| Percent of expenditures for instruction** | 69.0% | Up from 64.9% | 60.0% | 63.0% |
| Percent of expenditures for teacher salaries** | 54.0% | Down from 63.3% | 54.0% | 61.0% |
| ESEA composite index score | 71.0 | Up from 28.4 | 55.5 | 83.5 |

* Length of contract = 185+ days.

** Prior year audited financial data available.

EVALUATION RESULTS

| | Teachers | Students* | Parents* |
|--|----------|-----------|----------|
| Number of surveys returned | 25 | 128 | 45 |
| Percent satisfied with learning environment | 68% | 64.1% | 66.7% |
| Percent satisfied with social and physical environment | 73.1% | 74.6% | 56.9% |
| Percent satisfied with school-home relations | 30.8% | 71.5% | 77.7% |

*Only students at the highest middle school grade level at this school and their parents were included.

REPORT OF PRINCIPAL AND SCHOOL IMPROVEMENT COUNCIL

Tanglewood Middle School is a Making Middle Grades Work (MMGW) school that follows a comprehensive improvement framework comprised of ten key practices designed to prepare students for college preparatory classes in high school. MMGW has been instrumental in developing a climate for growth in student achievement. This was our inaugural year for Algebra 1 at the seventh grade level. Next year will be the first time in the history of our school that Geometry will be offered as a full class in the eighth grade. Forty percent of our grade eight students were enrolled in at least one class to receive high school credit in 2012-2013.

In the fall of 2012 we began the journey of creating a caring, nurturing environment with the implementation of Flip Flippen's proven model, Capturing Kids Hearts. As we work diligently to improve achievement, we are focusing on building positive relationships and a climate of trust. We want all of our students to reach their maximum potential while preparing for high school and higher education. We focus on Centurion PRIDE and teach not only the fundamentals of curriculum but also the components of character that ultimately develop good citizens.

Tanglewood is equipped with the best technology available today. We have the latest Promethean Boards in every classroom coupled with ActivExpressions and Activslates. Our students have access to state of the art Dell laptops in every classroom, making our school one of few that offers a 1 to 1 ratio of computers to students. Our classrooms are truly 21st Century environments.

We have a performing arts department that competes on many levels. One of our students took first place in the Middle School Division of Greenville County's Best Singer in the District competition this year. Our band has received numerous awards and recently received a grant from the Mr. Holland's Opus Foundation for new instruments. Our Gateway to Technology program will have a Robotics team competing for the first time in the 2013-2014 school year.

At Tanglewood Middle School...

Our mission is to collaboratively foster learning with an engaging and challenging environment that will prepare our students for high school and beyond.

Our school is committed to the students, families, and communities we serve. It takes the combined efforts of these stakeholders to make Tanglewood Middle a great school. Together we will achieve performance excellence.

William C. Price, Principal
Dr. Frederick Menzer, SIC Chair

Inspiring Hearts and Minds
Inspirando a Corazones y Mentes

Comprehensive detail, including definitions of ratings, performance criteria, and explanations of status, is available on www.ed.sc.gov and www.eoc.sc.gov as well as school and school district websites.

Printed versions are available from school districts upon request.

Abbreviations Key

N/A Not Applicable N/AV Not Available N/C Not Collected N/R Not Reported I/S Insufficient Sample TBD To be determined

NI Newly Identified CSI Continuing School Improvement CA Corrective Action RP Plan to Restructure R Restructure DELAY School Improvement Status HOLD School Improvement Status