



SC Annual School Report Card Summary

Sevier Middle School
 Greenville County
 Grades: 6-8 Enrollment: 617
 Principal: Karen M. Kapp
 Superintendent: Mr. Burke Royster
 Board Chair: Mr. Chuck Saylor

PERFORMANCE

Comprehensive detail, including definitions of ratings, performance criteria, and explanations of status, is available on www.ed.sc.gov and www.eoc.sc.gov as well as school and school district websites. Printed versions are available from school districts upon request.

YEAR	ABSOLUTE RATING	GROWTH RATING	PALMETTO GOLD AND SILVER AWARD		ESEA/FEDERAL ACCOUNTABILITY RATING SYSTEM	
			General Performance	Closing the Gap	ESEA Grade	Accountability Indicator
2013	Good	Average	TBD	TBD	B	N/A
2012	Average	Good	Silver	N/A	B	N/A
2011	Average	Average	Silver	N/A	Not Met	N/A

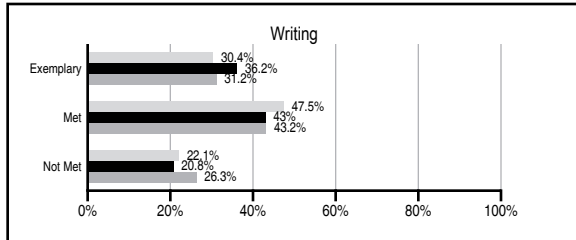
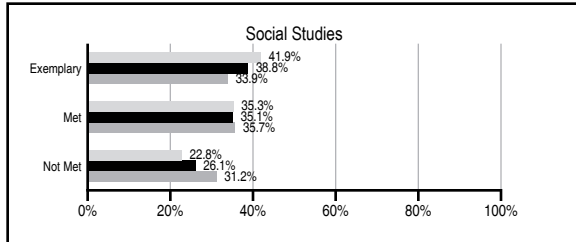
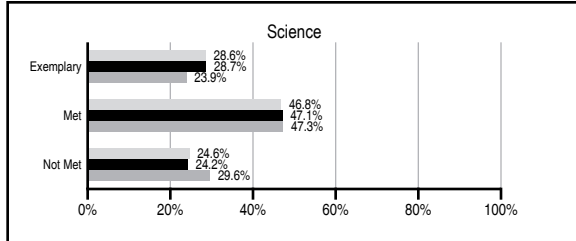
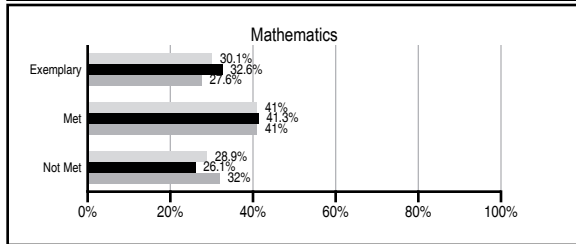
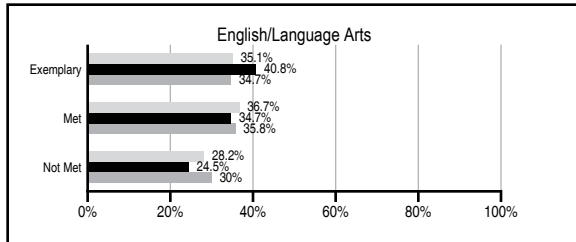
ABSOLUTE RATINGS OF MIDDLE SCHOOLS WITH STUDENTS LIKE OURS*

EXCELLENT	GOOD	AVERAGE	BELOW AVERAGE	AT-RISK
11	18	18	1	0

* Ratings are calculated with data available by 01/15/2014. Schools with Students Like Ours are Middle Schools with Poverty Indices of no more than 5% above or below the index for this school.




PASS PERFORMANCE

Our School Middle Schools with Students Like Ours Middle schools statewide



NAEP PERFORMANCE*

* Performance reported for SC and nation, data not available at school level. Percentages at NAEP Achievement Levels.



END OF COURSE TESTS - 2013

% of students scoring 70 or above on:	Our Middle School	Middle Schools with Students Like Ours
Algebra 1/Math for the Technologies 2	100.0	97.2
English 1	100.0	93.7
Physical Science	N/A	N/A
US History and the Constitution	N/A	0
All Subjects	100.0	96.7

SC PERFORMANCE VISION

By 2020 all students will graduate with the knowledge and skills necessary to compete successfully in the global economy, participate in a democratic society and contribute positively as members of families and communities.

Abbreviations Key

N/A Not Applicable N/AV Not Available N/C Not Collected N/R Not Reported I/S Insufficient Sample TBD To be determined

Sevier Middle School [Greenville County]

SCHOOL PROFILE

	Our School	Change from Last Year	Middle Schools with Students Like Ours	Median Middle School
Students (n=617)				
Students enrolled in high school credit courses (grades 7 & 8)	17.5%	Up from 14.4%	28.0%	24.6%
Retention rate	1.4%	Down from 1.5%	0.5%	0.6%
Attendance rate	96.4%	Down from 96.9%	96.0%	95.9%
Served by gifted and talented program	16.6%	N/A	21.4%	18.5%
With disabilities	16.6%	N/A	11.2%	13.0%
Older than usual for grade	4.9%	N/A	4.3%	4.8%
Out-of-school suspensions or expulsions for violent and/or criminal offenses	0.3%	Up from 0.2%	0.8%	0.6%
Annual dropout rate	0.2%	Up from 0.0%	0.0%	0.0%
Teachers (n=37)				
Teachers with advanced degrees	59.5%	No Change	61.3%	61.5%
Continuing contract teachers	75.7%	No Change	79.3%	77.2%
Teachers returning from previous year	85.7%	Down from 88.2%	88.2%	85.9%
Teacher attendance rate	95.0%	Up from 93.9%	94.5%	94.9%
Average teacher salary*	\$44,746	Up 0.4%	\$47,642	\$47,313
Classes not taught by highly qualified teachers	0.6%	No Change	0.0%	2.0%
Professional development days/teacher	15.5 days	Up from 13.0 days	11.3 days	10.1 days
School				
Principal's years at school	7.0	Up from 6.0	3.0	4.0
Student-teacher ratio in core subjects	25.7 to 1	Down from 27.5 to 1	22.6 to 1	22.1 to 1
Prime instructional time	90.4%	Up from 90.0%	89.7%	89.6%
Opportunities in the arts	Good	No Change	Good	Good
SACS accreditation	Yes	No Change	Yes	Yes
Parents attending conferences	100.0%	Up from 99.9%	99.0%	99.0%
Character development program	Good	Up from Average	Good	Good
Dollars spent per pupil**	\$6,484	Up 3.1%	\$6,725	\$7,239
Percent of expenditures for instruction**	59.0%	Down from 60.9%	64.0%	63.0%
Percent of expenditures for teacher salaries**	57.0%	Down from 60.1%	61.0%	61.0%
ESEA composite index score	89.4	Up from 82.9	87.2	83.5

* Length of contract = 185+ days.

** Prior year audited financial data available.

EVALUATION RESULTS

	Teachers	Students*	Parents*
Number of surveys returned	40	182	75
Percent satisfied with learning environment	92.5%	56%	88%
Percent satisfied with social and physical environment	95%	60.6%	82.7%
Percent satisfied with school-home relations	90%	73.9%	78.4%

*Only students at the highest middle school grade level at this school and their parents were included.

REPORT OF PRINCIPAL AND SCHOOL IMPROVEMENT COUNCIL

The 2012-2013 school year ended with much to celebrate. Sevier enjoyed broad-based parent and community investment, with over 6500 hours of recorded volunteer service – a 90% increase over 2012. Parents, business, and community partners supported a safe and vibrant school environment through activities that included: beautification projects, WatchDOG dads, front office help, incentive exchanges, co-sponsored student competitions, family events, speaking and career awareness, and celebrations of teachers and staff. Volunteers made possible our first visual arts show and sale, mock legislature competition, and development of leadership and service skills.

The depth of caring and support from our community, SIC, and PTA are tremendously motivating to the staff and serve to elevate public support for Sevier. Thank you to all who contribute to the growth and effectiveness of our school.

Now in our second year of Positive Behavior Intervention and Support (PBIS), a healthy climate of respect, responsibility, and integrity has become the standard among students and teachers. Our Gathering of Falcons character programming enhances this system of clear expectations, cooperation, and praise – we are pleased at the positive impact on peer to peer culture and the focus of learning.

In 2012-13, we ramped up the implementation of Common Core instructional practice, expanding the use of critical reading and writing across the curriculum, along with group development of supported argument and demonstrations of learning. As we increasingly engage students in real-world problem solving and collaborative learning projects, students will integrate academic skills with those needed to be college and career ready after high school.

Adding only 10 minutes to our school day, we have now developed Friday morning opportunities for extra time and help or enrichment. There are prospects here, as well, for volunteers to share their time and talent in enrichment seminars and student academic support.

Our community is growing, and so is Sevier. Our reputation for safe and focused schooling, challenging curriculum, and effective preparation has made us the school of choice among parents who seek a rich and engaging experience where families take a part in student success.

Adding two teachers and another counselor this fall, we now offer a full curriculum of computer applications, engineering, and career exploration, along with musical theatre opportunities for students.

Every day at Sevier, over 650 students are growing in confidence and competence. They love to learn and are committed to better their world. We appreciate all that parents do to encourage students to do well in school. Consistent attendance, preparation for each school day, and on-going communication are all very important. Thank you for sending such talented and energetic children our way every day.

Robin Broumas, SIC Co-Chair
Janet Grabowski, SIC Co-Chair
Karen M. Kapp, Principal

Comprehensive detail, including definitions of ratings, performance criteria, and explanations of status, is available on www.ed.sc.gov and www.eoc.sc.gov as well as school and school district websites.

Printed versions are available from school districts upon request.

Abbreviations Key

N/A Not Applicable N/AV Not Available N/C Not Collected N/R Not Reported I/S Insufficient Sample TBD To be determined

NI Newly Identified CSI Continuing School Improvement CA Corrective Action RP Plan to Restructure R Restructure DELAY School Improvement Status HOLD School Improvement Status