

SC Annual School Report Card Summary

League Academy of Communication Arts
 Greenville County
 Grades: 6-8 Enrollment: 785
 Principal: Merry L. Cox
 Superintendent: Mr. Burke Royster
 Board Chair: Mr. Chuck Saylor

PERFORMANCE

Comprehensive detail, including definitions of ratings, performance criteria, and explanations of status, is available on www.ed.sc.gov and www.eoc.sc.gov as well as school and school district websites. Printed versions are available from school districts upon request.

YEAR	ABSOLUTE RATING	GROWTH RATING	PALMETTO GOLD AND SILVER AWARD		ESEA/FEDERAL ACCOUNTABILITY RATING SYSTEM	
			General Performance	Closing the Gap	ESEA Grade	Accountability Indicator
2013	Excellent	Good	TBD	TBD	A	N/A
2012	Excellent	Excellent	Gold	N/A	A	N/A
2011	Excellent	Excellent	Gold	N/A	Not Met	N/A

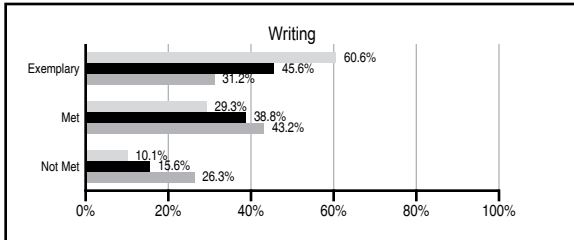
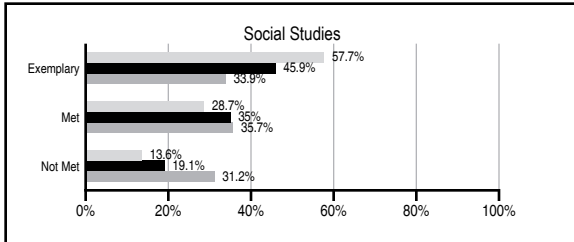
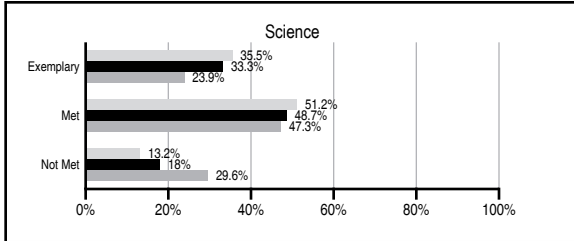
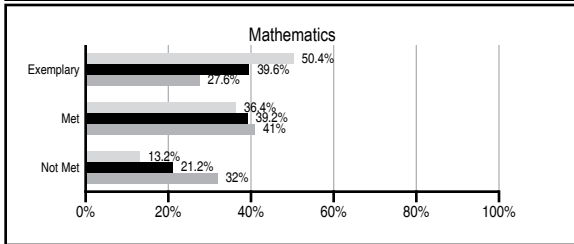
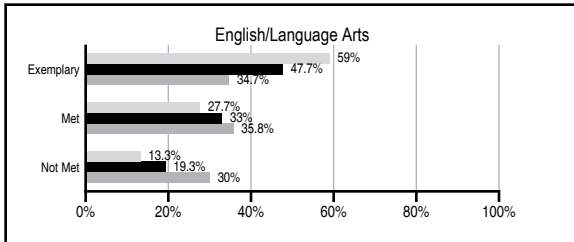
ABSOLUTE RATINGS OF MIDDLE SCHOOLS WITH STUDENTS LIKE OURS*

EXCELLENT	GOOD	AVERAGE	BELOW AVERAGE	AT-RISK
14	5	3	0	0

* Ratings are calculated with data available by 01/15/2014. Schools with Students Like Ours are Middle Schools with Poverty Indices of no more than 5% above or below the index for this school.




PASS PERFORMANCE

Our School Middle Schools with Students Like Ours Middle schools statewide



NAEP PERFORMANCE*

* Performance reported for SC and nation, data not available at school level. Percentages at NAEP Achievement Levels.



END OF COURSE TESTS - 2013

% of students scoring 70 or above on:	Our Middle School	Middle Schools with Students Like Ours
Algebra 1/Math for the Technologies 2	100.0	97.3
English 1	100.0	99.5
Physical Science	N/A	N/A
US History and the Constitution	N/A	N/A
All Subjects	100.0	97.4

SC PERFORMANCE VISION

By 2020 all students will graduate with the knowledge and skills necessary to compete successfully in the global economy, participate in a democratic society and contribute positively as members of families and communities.

Abbreviations Key

N/A Not Applicable N/AV Not Available N/C Not Collected N/R Not Reported I/S Insufficient Sample TBD To be determined

League Academy of Communication Arts [Greenville]

SCHOOL PROFILE

	Our School	Change from Last Year	Middle Schools with Students Like Ours	Median Middle School
Students (n=785)				
Students enrolled in high school credit courses (grades 7 & 8)	48.2%	Up from 40.7%	43.9%	24.6%
Retention rate	1.7%	Up from 0.8%	0.3%	0.6%
Attendance rate	96.8%	Down from 96.9%	96.6%	95.9%
Served by gifted and talented program	38.1%	N/A	31.3%	18.5%
With disabilities	9.5%	N/A	10.6%	13.0%
Older than usual for grade	2.4%	N/A	3.2%	4.8%
Out-of-school suspensions or expulsions for violent and/or criminal offenses	1.3%	Up from 0.3%	0.7%	0.6%
Annual dropout rate	0.2%	Up from 0.0%	0.0%	0.0%
Teachers (n=48)				
Teachers with advanced degrees	62.5%	Up from 59.2%	67.2%	61.5%
Continuing contract teachers	85.4%	Down from 85.7%	81.3%	77.2%
Teachers returning from previous year	89.6%	Down from 92.0%	88.2%	85.9%
Teacher attendance rate	94.1%	Down from 95.6%	94.7%	94.9%
Average teacher salary*	\$47,648	Up 2.9%	\$49,556	\$47,313
Classes not taught by highly qualified teachers	2.3%	Down from 9.8%	2.6%	2.0%
Professional development days/teacher	11.7 days	Down from 11.8 days	8.9 days	10.1 days
School				
Principal's years at school	12.0	Up from 11.0	3.5	4.0
Student-teacher ratio in core subjects	24.8 to 1	Down from 25.8 to 1	24.9 to 1	22.1 to 1
Prime instructional time	90.5%	Down from 92.1%	90.5%	89.6%
Opportunities in the arts	Excellent	No Change	Excellent	Good
SACS accreditation	Yes	No Change	Yes	Yes
Parents attending conferences	98.2%	Down from 100.0%	98.1%	99.0%
Character development program	Excellent	No Change	Good	Good
Dollars spent per pupil**	\$6,413	Up 11.1%	\$6,523	\$7,239
Percent of expenditures for instruction**	63.0%	Up from 62.1%	64.5%	63.0%
Percent of expenditures for teacher salaries**	62.0%	Up from 61.5%	62.0%	61.0%
ESEA composite index score	93.8	Down from 94.7	86.5	83.5

* Length of contract = 185+ days.

** Prior year audited financial data available.

EVALUATION RESULTS

	Teachers	Students*	Parents*
Number of surveys returned	42	209	106
Percent satisfied with learning environment	90.5%	74.2%	91.5%
Percent satisfied with social and physical environment	97.6%	73.5%	86.9%
Percent satisfied with school-home relations	87.8%	89.1%	81.1%

*Only students at the highest middle school grade level at this school and their parents were included.

Comprehensive detail, including definitions of ratings, performance criteria, and explanations of status, is available on www.ed.sc.gov and www.eoc.sc.gov as well as school and school district websites.

Printed versions are available from school districts upon request.

REPORT OF PRINCIPAL AND SCHOOL IMPROVEMENT COUNCIL

League Academy of Communication Arts was named a National "School to Watch" in March of 2011, and this prestigious award has launched us forward into even more possibilities. Our motto of "Hands on Today, Eyes on Tomorrow," and our mission statement of "Challenge – Create – Communicate!" truly describe our school in just a few words. League is an exciting place to teach and learn. League is a magnet school with a student body of almost 800 students, comprised of about two thirds home-based students and one third magnet students. Our poverty index is a little over 50%. Our diversity lies in many areas: ethnicity, socio-economics, educational experiences, and life experiences and opportunities, which makes League a melting pot of life experiences. It also creates a unique task for our teachers to work to move ALL students forward in their educational journey. We continue to work to raise the academic challenge and performance for each student at League and to provide a school environment supportive of learning, all the while striving to integrate a high quality arts program into our curriculum.

Our longitudinal PASS scores in ELA and MATH show a continued increase in the number of students meeting or exceeding standard. Our professional staff has qualified teachers and staff members, with 69% having advanced degrees and an average of 14.7 years of educational experience. We have increased involvement in our PTA and our School Improvement Council. The PTA and SIC members have worked together to secure a crossing guard and a new crosswalk for our students to ensure their safety as they enter and leave our campus. Through the SIC, the "Dr. Richard Maag Arts Integration Award" was given to a teacher for the use of exceptional arts integration practices.

As we worked through the National Schools to Watch school improvement process, we realized that League has a long history of "firsts," including the first middle school in GCS to win the "Palmetto's Finest Award" in 1981, the first middle school in GCS to win the "National Blue Ribbon Award" in 1982, the first GCS middle school to win the "Red Carpet Award" in 2005 and the first middle school in GCS to become a "School to Watch." What a history of excellence! We began the first middle school W.A.T.C.H. Dog program, designed to bring dads into the school. These things have not happened by accident. We train constantly using data to drive our instruction, using teachers' expertise and leadership in hiring staff members, using quality instructional strategies learned through Learning-Focused training and the use of Baldrige Quality tools and using technology and arts to push our staff and students forward. During the 13-14 school year, our students were recognized at the school, district, state and national level for their work in academic areas and in the arts. Our showcases in dance, drama, art, strings, band and choral work are truly extraordinary.

Our school portfolio is a dynamic school improvement plan that guides our work. Our mission, vision and goals are stated and are used to help raise student achievement. Please visit our website at <http://greenville.k12.sc.us/league> to learn more about League. "Challenge – Create – Communicate!" is what we will continue to do!

Merry L. Cox, Principal; John Kaup, SIC Chair

Abbreviations Key

N/A Not Applicable N/AV Not Available N/C Not Collected N/R Not Reported I/S Insufficient Sample TBD To be determined

NI Newly Identified CSI Continuing School Improvement CA Corrective Action RP Plan to Restructure R Restructure DELAY School Improvement Status HOLD School Improvement Status