



SC Annual School Report Card Summary

Northwest Middle School
 Greenville County
 Grades: 6-8 Enrollment: 865
 Principal: Lee Givins
 Superintendent: Mr. Burke Royster
 Board Chair: Mr. Chuck Saylor

PERFORMANCE

Comprehensive detail, including definitions of ratings, performance criteria, and explanations of status, is available on www.ed.sc.gov and www.eoc.sc.gov as well as school and school district websites. Printed versions are available from school districts upon request.

YEAR	ABSOLUTE RATING	GROWTH RATING	PALMETTO GOLD AND SILVER AWARD		ESEA/FEDERAL ACCOUNTABILITY RATING SYSTEM	
			General Performance	Closing the Gap	ESEA Grade	Accountability Indicator
2013	Average	Average	TBD	TBD	B	N/A
2012	Average	Good	Silver	N/A	B	N/A
2011	Average	Average	N/A	N/A	Not Met	N/A

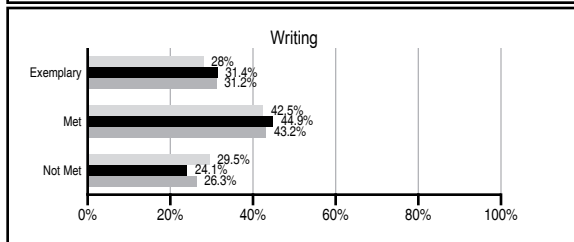
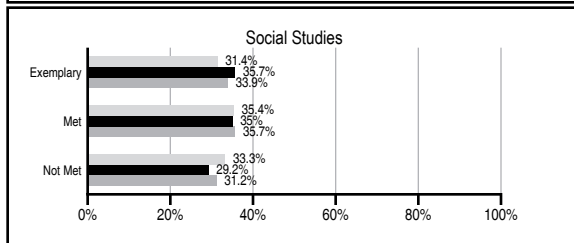
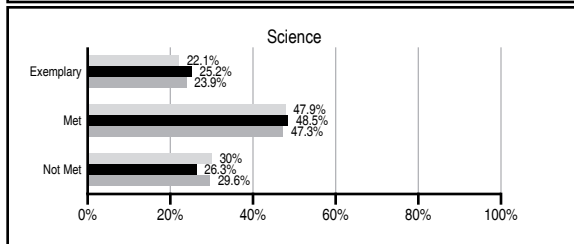
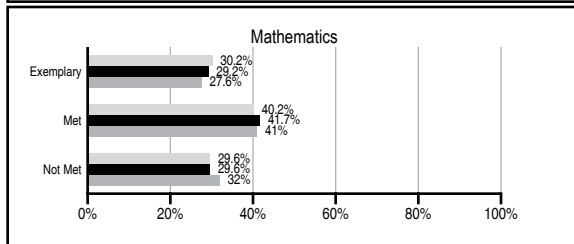
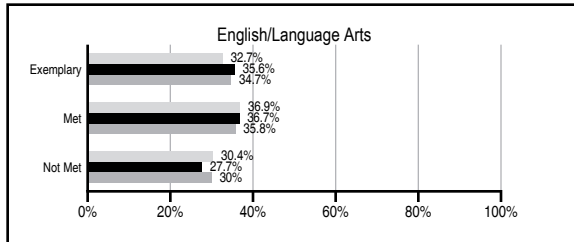
ABSOLUTE RATINGS OF MIDDLE SCHOOLS WITH STUDENTS LIKE OURS*

EXCELLENT	GOOD	AVERAGE	BELOW AVERAGE	AT-RISK
5	16	38	1	1

* Ratings are calculated with data available by 01/15/2014. Schools with Students Like Ours are Middle Schools with Poverty Indices of no more than 5% above or below the index for this school.

PASS PERFORMANCE

Our School Middle Schools with Students Like Ours Middle schools statewide



NAEP PERFORMANCE*

* Performance reported for SC and nation, data not available at school level. Percentages at NAEP Achievement Levels.



END OF COURSE TESTS - 2013

% of students scoring 70 or above on:	Our Middle School	Middle Schools with Students Like Ours
Algebra 1/Math for the Technologies 2	95.5	96.3
English 1	100.0	95.5
Physical Science	N/A	N/A
US History and the Constitution	N/A	N/A
All Subjects	97.4	95.8

SC PERFORMANCE VISION

By 2020 all students will graduate with the knowledge and skills necessary to compete successfully in the global economy, participate in a democratic society and contribute positively as members of families and communities.

Abbreviations Key

N/A Not Applicable N/AV Not Available N/C Not Collected N/R Not Reported I/S Insufficient Sample TBD To be determined

Northwest Middle School [Greenville County]

SCHOOL PROFILE

	Our School	Change from Last Year	Middle Schools with Students Like Ours	Median Middle School
Students (n=865)				
Students enrolled in high school credit courses (grades 7 & 8)	18.0%	Up from 12.6%	24.9%	24.6%
Retention rate	0.6%	Up from 0.3%	0.7%	0.6%
Attendance rate	93.5%	Down from 94.4%	95.7%	95.9%
Served by gifted and talented program	17.1%	N/A	20.4%	18.5%
With disabilities	17.7%	N/A	14.1%	13.0%
Older than usual for grade	6.8%	N/A	5.4%	4.8%
Out-of-school suspensions or expulsions for violent and/or criminal offenses	1.6%	Up from 1.2%	0.8%	0.6%
Annual dropout rate	0.3%	Up from 0.0%	0.0%	0.0%
Teachers (n=47)				
Teachers with advanced degrees	66.0%	Up from 65.0%	61.5%	61.5%
Continuing contract teachers	76.6%	Up from 75.0%	83.3%	77.2%
Teachers returning from previous year	86.7%	Up from 86.0%	87.9%	85.9%
Teacher attendance rate	92.8%	Down from 93.7%	94.4%	94.9%
Average teacher salary*	\$47,386	Up 2.4%	\$48,394	\$47,313
Classes not taught by highly qualified teachers	1.4%	Up from 0.0%	0.6%	2.0%
Professional development days/teacher	7.4 days	No Change	9.5 days	10.1 days
School				
Principal's years at school	11.0	No Change	4.5	4.0
Student-teacher ratio in core subjects	26.5 to 1	Down from 27.7 to 1	22.4 to 1	22.1 to 1
Prime instructional time	85.4%	Down from 87.2%	89.2%	89.6%
Opportunities in the arts	Good	No Change	Good	Good
SACS accreditation	Yes	No Change	Yes	Yes
Parents attending conferences	97.3%	Down from 100.0%	99.0%	99.0%
Character development program	Average	Down from Good	Good	Good
Dollars spent per pupil**	\$5,837	Up 4.0%	\$7,138	\$7,239
Percent of expenditures for instruction**	61.0%	Down from 64.5%	64.0%	63.0%
Percent of expenditures for teacher salaries**	60.0%	Down from 63.9%	61.0%	61.0%
ESEA composite index score	83.1	Down from 89.7	84.4	83.5

* Length of contract = 185+ days.

** Prior year audited financial data available.

EVALUATION RESULTS

	Teachers	Students*	Parents*
Number of surveys returned	38	245	50
Percent satisfied with learning environment	65.8%	75.5%	68%
Percent satisfied with social and physical environment	73.7%	75.5%	54.9%
Percent satisfied with school-home relations	65.8%	89.4%	61.6%

*Only students at the highest middle school grade level at this school and their parents were included.

REPORT OF PRINCIPAL AND SCHOOL IMPROVEMENT COUNCIL

At Northwest Middle School our goal is for every student, teacher, and administrator to give 100% effort, 100% of the time. Our learning community is an authorized International Baccalaureate Middle Years program (IBMYP). IB provides a framework of academic challenge that encourages students to embrace and understand the connections between traditional subjects and the real world and become critical, reflective thinkers. We are one of four IBMYP schools in our district. Our students have the opportunity to earn high school credit in English I Honors, Algebra I Honors, and Spanish I Honors. Our teachers, administrators, parents, and students are committed to helping each other reach their greatest potential with rigorous academic opportunities.

In August, Northwest Middle was awarded a Palmetto Silver Award from the state based on our PASS Scores from the previous year. During the 2012-2013 school year, Northwest had three students recognized as Duke University TIP scholars. We also had sixteen (16) eighth grade students recognized as SC Junior Scholars due to their scores on the PSAT. The Northwest Middle band was one of only 31 middle schools across the state recognized with an Outstanding Performance Award and the 8th grade band received a "Superior" rating at the SC Junior Division Concert Festival.

Service and extra-curricular activities are critical components of our school curricular program. During the 2012-2013 school year our students participated in the Shoes4Water project, collecting over 1000 lbs. of shoes to be sold to build wells in Kenya, Africa. Our students collected over \$750 for Pennies for Pasta to support cancer research. Our Relay for Life Basketball Tournament raised over \$2700 for cancer research. The BETA Club collected Christmas gifts for needy families. The Blue Star Mothers were presented with a Christmas Care Collection as a way for our students to show support for our military families. In sports, our athletic teams competed well. Our volleyball and softball teams were second in our region. Boys' basketball finished runners-up in the region while our girls' basketball team won our region and were runners-up in the district tournament. The baseball team won first in our region. We also had 18 athletes participate in the Special Olympics held at Furman University.

Northwest will continue to strive to provide excellent programs and services for all our students. Our faculty and staff remains one of the more stable in the district with very little turn over. We continue to see gains in our students' academic success and look forward to even more in the future. Our teachers are continuing extensive training in the Common Core State Standards and are ready to implement these fully during the 2013-2014 school year.

Lee Givins – Principal

Sandra Larson – SIC Chair

Comprehensive detail, including definitions of ratings, performance criteria, and explanations of status, is available on www.ed.sc.gov and www.eoc.sc.gov as well as school and school district websites.

Printed versions are available from school districts upon request.

Abbreviations Key

N/A Not Applicable N/AV Not Available N/C Not Collected N/R Not Reported I/S Insufficient Sample TBD To be determined
 NI Newly Identified CSI Continuing School Improvement CA Corrective Action RP Plan to Restructure R Restructure DELAY School Improvement Status HOLD School Improvement Status