



SC Annual School Report Card Summary

Northwood Middle
 Greenville County
 Grades: 6-8 Enrollment: 902
 Principal: Richard L. Griffin
 Superintendent: Mr. Burke Royster
 Board Chair: Mr. Chuck Saylor

PERFORMANCE

Comprehensive detail, including definitions of ratings, performance criteria, and explanations of status, is available on www.ed.sc.gov and www.eoc.sc.gov as well as school and school district websites. Printed versions are available from school districts upon request.

YEAR	ABSOLUTE RATING	GROWTH RATING	PALMETTO GOLD AND SILVER AWARD		ESEA/FEDERAL ACCOUNTABILITY RATING SYSTEM	
			General Performance	Closing the Gap	ESEA Grade	Accountability Indicator
2013	Good	Average	TBD	TBD	B	N/A
2012	Good	Good	Silver	N/A	A	N/A
2011	Good	Good	Silver	N/A	Not Met	N/A

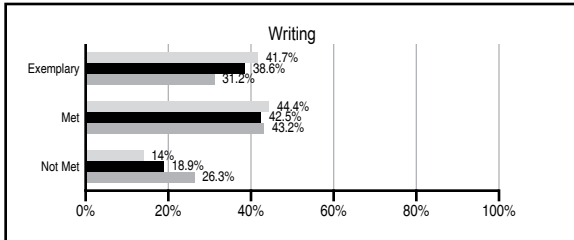
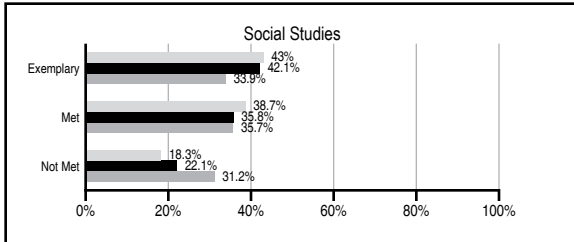
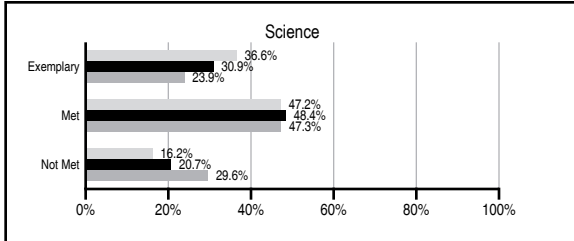
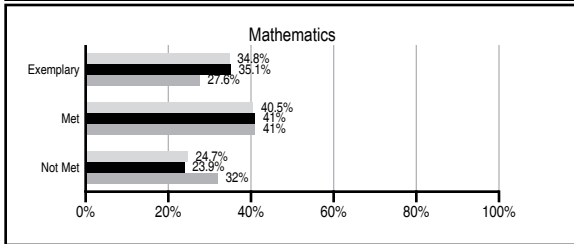
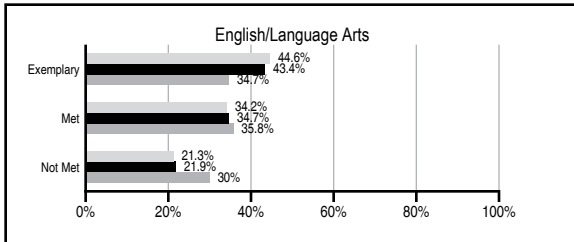
ABSOLUTE RATINGS OF MIDDLE SCHOOLS WITH STUDENTS LIKE OURS*

EXCELLENT	GOOD	AVERAGE	BELOW AVERAGE	AT-RISK
15	15	10	0	0

* Ratings are calculated with data available by 01/15/2014. Schools with Students Like Ours are Middle Schools with Poverty Indices of no more than 5% above or below the index for this school.

PASS PERFORMANCE

Our School
 Middle Schools with Students Like Ours
 Middle schools statewide



NAEP PERFORMANCE*

* Performance reported for SC and nation, data not available at school level. Percentages at NAEP Achievement Levels.



END OF COURSE TESTS - 2013

% of students scoring 70 or above on:	Our Middle School	Middle Schools with Students Like Ours
Algebra 1/Math for the Technologies 2	100.0	95.9
English 1	100.0	95.4
Physical Science	N/A	N/A
US History and the Constitution	N/A	0
All Subjects	100.0	95.9

SC PERFORMANCE VISION

By 2020 all students will graduate with the knowledge and skills necessary to compete successfully in the global economy, participate in a democratic society and contribute positively as members of families and communities.

Abbreviations Key

N/A Not Applicable N/AV Not Available N/C Not Collected N/R Not Reported I/S Insufficient Sample TBD To be determined

Northwood Middle [Greenville County]

SCHOOL PROFILE

	Our School	Change from Last Year	Middle Schools with Students Like Ours	Median Middle School
Students (n=902)				
Students enrolled in high school credit courses (grades 7 & 8)	53.8%	Up from 50.5%	27.8%	24.6%
Retention rate	1.2%	No Change	0.6%	0.6%
Attendance rate	96.1%	Down from 96.4%	96.4%	95.9%
Served by gifted and talented program	25.1%	N/A	24.2%	18.5%
With disabilities	11.3%	N/A	11.3%	13.0%
Older than usual for grade	4.0%	N/A	3.4%	4.8%
Out-of-school suspensions or expulsions for violent and/or criminal offenses	0.9%	Up from 0.6%	0.3%	0.6%
Annual dropout rate	0.0%	No Change	0.0%	0.0%
Teachers (n=49)				
Teachers with advanced degrees	65.3%	Up from 62.5%	63.8%	61.5%
Continuing contract teachers	81.6%	Up from 81.3%	77.2%	77.2%
Teachers returning from previous year	87.2%	Down from 88.7%	87.9%	85.9%
Teacher attendance rate	95.6%	No Change	95.3%	94.9%
Average teacher salary*	\$48,550	Up 3.6%	\$48,443	\$47,313
Classes not taught by highly qualified teachers	2.1%	Down from 4.3%	2.4%	2.0%
Professional development days/teacher	13.6 days	Down from 43.2 days	11.3 days	10.1 days
School				
Principal's years at school	14.5	Up from 13.0	4.0	4.0
Student-teacher ratio in core subjects	26.2 to 1	Up from 25.3 to 1	23.8 to 1	22.1 to 1
Prime instructional time	91.1%	Down from 91.6%	90.2%	89.6%
Opportunities in the arts	Excellent	No Change	Good	Good
SACS accreditation	Yes	No Change	Yes	Yes
Parents attending conferences	100.0%	Up from 97.4%	99.4%	99.0%
Character development program	Good	No Change	Good	Good
Dollars spent per pupil**	\$5,662	Up 3.3%	\$6,966	\$7,239
Percent of expenditures for instruction**	64.0%	Down from 66.4%	65.5%	63.0%
Percent of expenditures for teacher salaries**	63.0%	Down from 65.8%	63.5%	61.0%
ESEA composite index score	89.2	Down from 93.0	86.8	83.5

* Length of contract = 185+ days.

** Prior year audited financial data available.

EVALUATION RESULTS

	Teachers	Students*	Parents*
Number of surveys returned	27	289	276
Percent satisfied with learning environment	92.5%	76.5%	82.2%
Percent satisfied with social and physical environment	96.3%	80.8%	82.6%
Percent satisfied with school-home relations	96.2%	84.5%	77.9%

*Only students at the highest middle school grade level at this school and their parents were included.

REPORT OF PRINCIPAL AND SCHOOL IMPROVEMENT COUNCIL

Northwood Middle continues to be a successful middle school with strong participation of parents through our SIC, PTA and numerous volunteer opportunities. The school's motto is "Northwood: A Community of Learners." The motto stands for our commitment to the school, parents and students all working together for the best interest of the students' academic success.

Northwood has completed its fifth year in the new facility. The impact of the facility can be felt in all aspects of our program. The school's technology was refreshed this year with all new computers. Every classroom has a Promethean Board and this includes the gym. We have three fully equipped computer labs and three portable labs. Northwood is also in its fifth year of its uniform dress code. This requires students to wear khaki short/pants with solid colored shirts. This has had a tremendous impact on the academic success of our students. An indicator of the progress of our students is shown with the school receiving both an Absolute rating and an Improvement rating of "Good" on the state report card. This has led to Northwood being named a "Silver Award" winning school for the third year in a row. From a behavioral standpoint, Northwood had the fewest number of disciplinary referrals of the eighteen middle schools in Greenville County for the 11-12 school year.

Northwood's academic achievement goals for the past year were based on the PASS Test. The goal called for a 79.6% of students to score Met or Exemplary in ELA and 76.8% to score at that level in Math. PASS results were not in yet to include in this report.

Northwood continues to have successful programs that serve students. Among these are the "Knights for Success" program, the Invention Convention, the History Club, the PTA Reflections contest, the Career and Mentoring program, and the career awareness/character education program funded by the Education Economic Development Act. Northwood also sponsors an award winning yearbook program. Northwood sponsors the National Junior Honor Society, the Student Council, various honor rolls. This includes the B.U.G. (Bringing Up Grades) Honor Roll. This recognizes and encourages students to always try to improve their grades. The school also sponsors the Northwood Knight program that encourages good citizenship and respect among students.

Northwood continues to strive for improvement for its students through our yearly self-evaluation Portfolio for Continuous Improvement model. Profession Development for the staff in the areas of implementing the Common Core Curriculum and improved communication with home continues to be focal points for our school.

Richard L. Griffin, Principal
Susan Smith, SIC Chairperson

Comprehensive detail, including definitions of ratings, performance criteria, and explanations of status, is available on www.ed.sc.gov and www.eoc.sc.gov as well as school and school district websites.

Printed versions are available from school districts upon request.

Abbreviations Key

N/A Not Applicable N/AV Not Available N/C Not Collected N/R Not Reported I/S Insufficient Sample TBD To be determined

NI Newly Identified CSI Continuing School Improvement CA Corrective Action RP Plan to Restructure R Restructure DELAY School Improvement Status HOLD School Improvement Status