



SC Annual School Report Card Summary

Lakeview Middle
 Greenville County
 Grades: 6-8 Enrollment: 521
 Principal: Dr. Tracy Hall
 Superintendent: Mr. Burke Royster
 Board Chair: Mr. Chuck Saylor

PERFORMANCE

Comprehensive detail, including definitions of ratings, performance criteria, and explanations of status, is available on www.ed.sc.gov and www.eoc.sc.gov as well as school and school district websites. Printed versions are available from school districts upon request.

YEAR	ABSOLUTE RATING	GROWTH RATING	PALMETTO GOLD AND SILVER AWARD		ESEA/FEDERAL ACCOUNTABILITY RATING SYSTEM	
			General Performance	Closing the Gap	ESEA Grade	Accountability Indicator
2013	Below Average	Average	TBD	TBD	F	Priority
2012	Below Average	Below Average	N/A	N/A	F	Priority
2011	Below Average	Average	N/A	N/A	Not Met	N/A

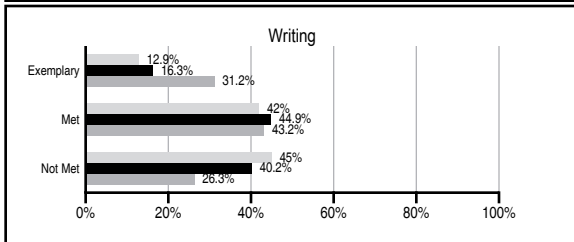
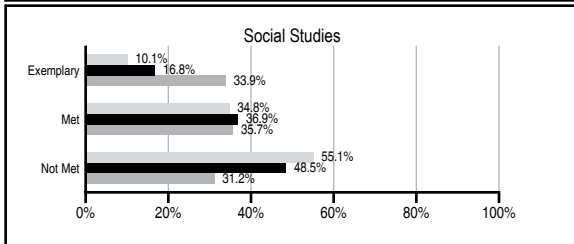
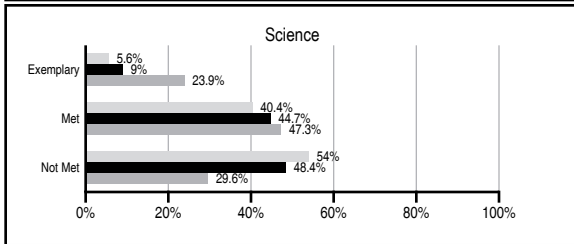
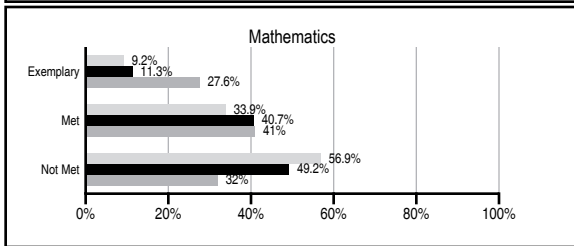
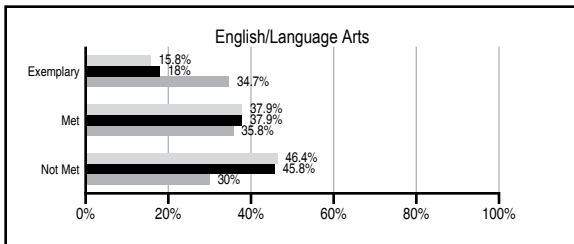
ABSOLUTE RATINGS OF MIDDLE SCHOOLS WITH STUDENTS LIKE OURS*

EXCELLENT	GOOD	AVERAGE	BELOW AVERAGE	AT-RISK
0	0	22	21	15

* Ratings are calculated with data available by 01/15/2014. Schools with Students Like Ours are Middle Schools with Poverty Indices of no more than 5% above or below the index for this school.

PASS PERFORMANCE

Our School Middle Schools with Students Like Ours Middle schools statewide



NAEP PERFORMANCE*

* Performance reported for SC and nation, data not available at school level. Percentages at NAEP Achievement Levels.



END OF COURSE TESTS - 2013

% of students scoring 70 or above on:	Our Middle School	Middle Schools with Students Like Ours
Algebra 1/Math for the Technologies 2	97.7	87.8
English 1	87.5	86.9
Physical Science	N/A	N/A
US History and the Constitution	N/A	N/A
All Subjects	92.9	88.4

SC PERFORMANCE VISION

By 2020 all students will graduate with the knowledge and skills necessary to compete successfully in the global economy, participate in a democratic society and contribute positively as members of families and communities.

Abbreviations Key

N/A Not Applicable N/AV Not Available N/C Not Collected N/R Not Reported I/S Insufficient Sample TBD To be determined

Lakeview Middle [Greenville County]

SCHOOL PROFILE

	Our School	Change from Last Year	Middle Schools with Students Like Ours	Median Middle School
Students (n=521)				
Students enrolled in high school credit courses (grades 7 & 8)	23.3%	Up from 20.2%	14.2%	24.6%
Retention rate	0.4%	Up from 0.2%	0.7%	0.6%
Attendance rate	94.8%	Down from 94.9%	95.4%	95.9%
Served by gifted and talented program	5.8%	N/A	6.9%	18.5%
With disabilities	18.7%	N/A	16.1%	13.0%
Older than usual for grade	6.7%	N/A	7.6%	4.8%
Out-of-school suspensions or expulsions for violent and/or criminal offenses	0.4%	Up from 0.2%	0.5%	0.6%
Annual dropout rate	0.0%	No Change	0.0%	0.0%
Teachers (n=39)				
Teachers with advanced degrees	71.8%	Down from 75.0%	60.0%	61.5%
Continuing contract teachers	76.9%	Down from 77.5%	65.9%	77.2%
Teachers returning from previous year	83.8%	Down from 89.6%	78.8%	85.9%
Teacher attendance rate	94.1%	Down from 95.9%	95.3%	94.9%
Average teacher salary*	\$44,328	Up 0.2%	\$44,377	\$47,313
Classes not taught by highly qualified teachers	2.4%	No Change	2.7%	2.0%
Professional development days/teacher	13.2 days	Up from 11.3 days	9.3 days	10.1 days
School				
Principal's years at school	7.0	Up from 6.0	3.0	4.0
Student-teacher ratio in core subjects	37.7 to 1	Up from 21.4 to 1	18.4 to 1	22.1 to 1
Prime instructional time	86.8%	Down from 89.9%	89.5%	89.6%
Opportunities in the arts	Good	No Change	Good	Good
SACS accreditation	Yes	No Change	Yes	Yes
Parents attending conferences	100.0%	No Change	98.6%	99.0%
Character development program	Excellent	No Change	Excellent	Good
Dollars spent per pupil**	\$9,145	Up 14.6%	\$9,697	\$7,239
Percent of expenditures for instruction**	67.0%	Up from 62.8%	60.0%	63.0%
Percent of expenditures for teacher salaries**	54.0%	Down from 60.5%	54.5%	61.0%
ESEA composite index score	40.5	Up from 29.9	57.1	83.5

* Length of contract = 185+ days.

** Prior year audited financial data available.

EVALUATION RESULTS

	Teachers	Students*	Parents*
Number of surveys returned	31	132	48
Percent satisfied with learning environment	70.9%	65.2%	77.1%
Percent satisfied with social and physical environment	83.9%	68%	75.5%
Percent satisfied with school-home relations	51.6%	81%	79.6%

*Only students at the highest middle school grade level at this school and their parents were included.

REPORT OF PRINCIPAL AND SCHOOL IMPROVEMENT COUNCIL

Lakeview Middle School (LMS) aptly reflects the ideals of its mission statement. We are committed to providing a nurturing, rigorous, academic environment for all of our students that meets the intellectual, social, physical, and emotional needs of each child. Located in an urban area between Furman University and downtown Greenville, our school population consists of approximately 550 students. We are a community school representing the historical mill villages and Furman area. LMS faculty, staff, and students desire to return to our past tradition of excellence through a vast array of programs that include rigorous academics of the College Board's Springboard program, the Laptop Initiative with all students given laptops, competitive athletics, and excellent visual and performing arts. Our curriculum offers courses for high school credit to include Spanish 1, English 1 Honors, Algebra 1 Honors and Geometry Honors. Past awards include the 2012 Runner UP Boys Soccer, 2011 SC ETV Top Middle School, 2010-11 Greenville County Emerging Teacher of the Year, 2011 Alliance Grant Winner, 2011 Region Girls Soccer, 2009 Region Girls Basketball Champions, 2009 Boys Soccer County Runner Up, 2006 Beacon Award- Autoskill for Technology, 2005 Boys Soccer Team Undefeated, 2004, 2003 & 2002 Junior BETA Club 1st, 2nd, & 3rd Place respectively for Living Literature, 2004 Invention Convention - 1st and 3rd Place Winners for 7th Grade, 2004 Shining Star Awards, 2003 & 2004 Greenville Boys Basketball Championship, 2003 SC Middle School Chorus, and 2001 Reconceptions Technology Grant Award.

In pursuit of these goals Lakeview Middle School has undergone a rigorous self-study under the auspices of the Southern Association of Colleges and Schools and the Making Middle Grades Work reform model. The results of this study are driving continuing efforts to improve to include new initiatives for student achievement and school culture. And with more than 70% of our teachers holding advanced degrees and two of our teachers obtaining National Board Certification, our faculty has established a professional learning community to support the initiatives through professional development. Other efforts undertaken this year include tutors provided for struggling students, additional help and enrichment after school, and the use of technology in instruction to motivate our diverse student population. Community support remains strong with one business partner, ScanSource donating financial support for our Backpack food program. Other initiatives to improve school culture include student government, Peace Flag- peer mediation program, and service learning projects with our local community.

Dr. Tracy Hall, Principal

Mr. Brian Howell, School Improvement Chair

Comprehensive detail, including definitions of ratings, performance criteria, and explanations of status, is available on www.ed.sc.gov and www.eoc.sc.gov as well as school and school district websites.

Printed versions are available from school districts upon request.

Abbreviations Key

N/A Not Applicable N/AV Not Available N/C Not Collected N/R Not Reported I/S Insufficient Sample TBD To be determined

NI Newly Identified CSI Continuing School Improvement CA Corrective Action RP Plan to Restructure R Restructure DELAY School Improvement Status HOLD School Improvement Status