



SC Annual School Report Card Summary

Hughes Academy of Science and Technology
 Greenville County
 Grades: 6-8 Enrollment: 928
 Principal: Dr. Patrick J. Mark
 Superintendent: Mr. Burke Royster
 Board Chair: Mr. Chuck Saylor

PERFORMANCE

Comprehensive detail, including definitions of ratings, performance criteria, and explanations of status, is available on www.ed.sc.gov and www.eoc.sc.gov as well as school and school district websites. Printed versions are available from school districts upon request.

YEAR	ABSOLUTE RATING	GROWTH RATING	PALMETTO GOLD AND SILVER AWARD		ESEA/FEDERAL ACCOUNTABILITY RATING SYSTEM	
			General Performance	Closing the Gap	ESEA Grade	Accountability Indicator
2013	Average	Average	TBD	TBD	B	N/A
2012	Average	Average	N/A	N/A	C	N/A
2011	Average	Average	N/A	N/A	Not Met	N/A

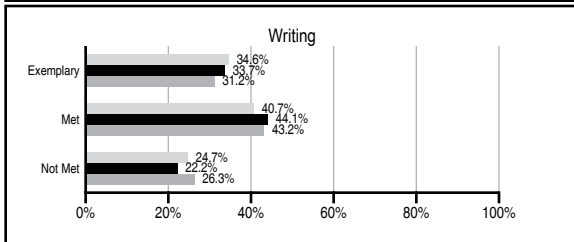
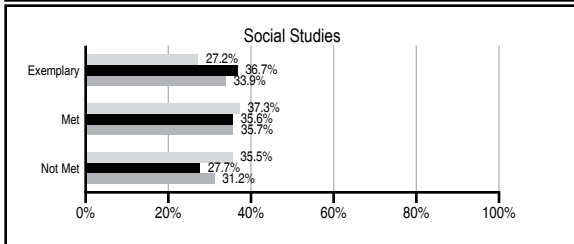
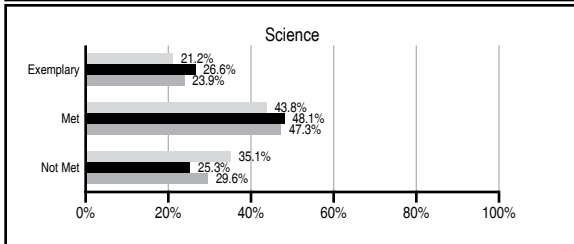
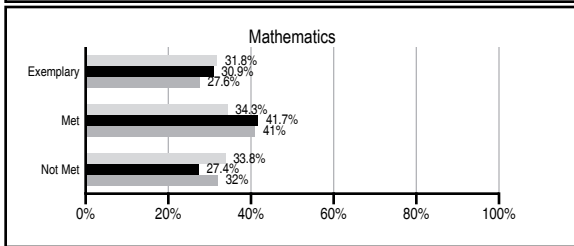
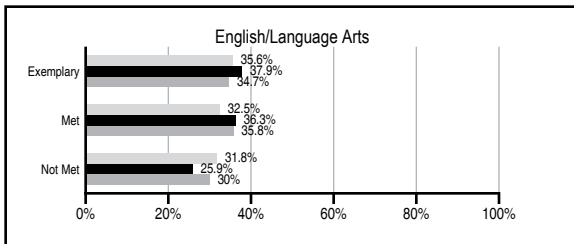
ABSOLUTE RATINGS OF MIDDLE SCHOOLS WITH STUDENTS LIKE OURS*

EXCELLENT	GOOD	AVERAGE	BELOW AVERAGE	AT-RISK
7	23	24	1	1

* Ratings are calculated with data available by 01/15/2014. Schools with Students Like Ours are Middle Schools with Poverty Indices of no more than 5% above or below the index for this school.

PASS PERFORMANCE

Our School Middle Schools with Students Like Ours Middle schools statewide



NAEP PERFORMANCE*

* Performance reported for SC and nation, data not available at school level. Percentages at NAEP Achievement Levels.



END OF COURSE TESTS - 2013

% of students scoring 70 or above on:	Our Middle School	Middle Schools with Students Like Ours
Algebra 1/Math for the Technologies 2	99.0	95.7
English 1	99.1	93.0
Physical Science	N/A	N/A
US History and the Constitution	N/A	N/A
All Subjects	99.0	95.1

SC PERFORMANCE VISION

By 2020 all students will graduate with the knowledge and skills necessary to compete successfully in the global economy, participate in a democratic society and contribute positively as members of families and communities.

Abbreviations Key

N/A Not Applicable N/AV Not Available N/C Not Collected N/R Not Reported I/S Insufficient Sample TBD To be determined

Hughes Academy of Science and Technology [Greenville County]

SCHOOL PROFILE

	Our School	Change from Last Year	Middle Schools with Students Like Ours	Median Middle School
Students (n=928)				
Students enrolled in high school credit courses (grades 7 & 8)	31.0%	Down from 34.7%	27.9%	24.6%
Retention rate	0.3%	Down from 0.8%	0.5%	0.6%
Attendance rate	95.7%	Down from 96.1%	95.9%	95.9%
Served by gifted and talented program	26.4%	N/A	21.4%	18.5%
With disabilities	11.0%	N/A	12.7%	13.0%
Older than usual for grade	3.4%	N/A	4.6%	4.8%
Out-of-school suspensions or expulsions for violent and/or criminal offenses	1.3%	Down from 2.6%	0.8%	0.6%
Annual dropout rate	0.0%	No Change	0.0%	0.0%
Teachers (n=50)				
Teachers with advanced degrees	68.0%	Up from 66.0%	65.0%	61.5%
Continuing contract teachers	82.0%	Down from 89.4%	83.0%	77.2%
Teachers returning from previous year	83.6%	Down from 85.2%	88.8%	85.9%
Teacher attendance rate	96.0%	No Change	94.8%	94.9%
Average teacher salary*	\$48,378	Up 4.6%	\$48,394	\$47,313
Classes not taught by highly qualified teachers	8.5%	Down from 9.0%	0.0%	2.0%
Professional development days/teacher	9.1 days	Up from 7.2 days	9.9 days	10.1 days
School				
Principal's years at school	6.0	Up from 5.0	3.5	4.0
Student-teacher ratio in core subjects	18.4 to 1	Down from 25.5 to 1	22.6 to 1	22.1 to 1
Prime instructional time	91.1%	Down from 91.9%	89.7%	89.6%
Opportunities in the arts	Good	No Change	Good	Good
SACS accreditation	Yes	No Change	Yes	Yes
Parents attending conferences	97.6%	Up from 90.1%	99.0%	99.0%
Character development program	Good	Up from Average	Excellent	Good
Dollars spent per pupil**	\$5,863	Up 1.5%	\$7,075	\$7,239
Percent of expenditures for instruction**	61.0%	Down from 61.7%	64.0%	63.0%
Percent of expenditures for teacher salaries**	59.0%	Down from 61.2%	61.0%	61.0%
ESEA composite index score	81.6	Up from 72.6	87.1	83.5

* Length of contract = 185+ days.

** Prior year audited financial data available.

EVALUATION RESULTS

	Teachers	Students*	Parents*
Number of surveys returned	1	220	102
Percent satisfied with learning environment	N/A	67.7%	72.5%
Percent satisfied with social and physical environment	N/A	69.5%	64.7%
Percent satisfied with school-home relations	N/A	87.3%	64.7%

*Only students at the highest middle school grade level at this school and their parents were included.

REPORT OF PRINCIPAL AND SCHOOL IMPROVEMENT COUNCIL

The mission of Hughes Academy of Science and Technology is to create independent thinkers for the future in an ever changing society. Our developmentally appropriate, school-wide curriculum is fully aligned to state and national standards. Faculty and support staff members are dedicated to concentrating on best practices and strategies that continue to improve the educational profile and academic standing of our school.

This year, the students at Hughes Academy have undertaken a major cross-curriculum project on creating an organic garden in collaboration with Furman University. All students involved will be charged with the task of planning, building, and growing all aspects of this organic garden.

Education business partnerships are designed to prepare our students to compete in a global economy. We also provided a supportive school environment that prompted student learning. Faculty and staff improved communication between homes, the school and the community.

Students continue to be challenged academically. Hughes Academy is still on the cutting edge of innovative science curriculum. Hughes Academy will continue to use MAP and PASS testing to assist teachers in designing lesson plans, which raised academic success of the students. In addition, students were given the opportunities to participate in other extra-curricular activities which develop the total student ability.

The Parent Teachers Student Association (PTSA) at Hughes Academy continues to initiate and support numerous opportunities for student and parent involvement on our campus. The School Improvement Council (SIC) is a valuable resource in evaluating growth areas viable to the health of our school. Business partners continue to assist the school financially, as well as provide tutors, speakers and other resources.

The educational climate at Hughes Academy continues to improve. The teachers continue in their efforts to become more effective classroom instructors by seeking advanced degrees with the goal of all teachers achieving highly qualified status. With the support of business partners, parents, teachers, and the community as a whole, our goal of making Hughes Academy the outstanding science and technology school in the south east can be achieved. We look forward to a successful 2013-2014 school year.

Dr. Patrick J. Mark, Principal
Ms. Brooke Culclasure, SIC Chairperson

Comprehensive detail, including definitions of ratings, performance criteria, and explanations of status, is available on www.ed.sc.gov and www.eoc.sc.gov as well as school and school district websites.

Printed versions are available from school districts upon request.

Abbreviations Key

N/A Not Applicable N/AV Not Available N/C Not Collected N/R Not Reported I/S Insufficient Sample TBD To be determined

NI Newly Identified CSI Continuing School Improvement CA Corrective Action RP Plan to Restructure R Restructure DELAY School Improvement Status HOLD School Improvement Status