



SC Annual School Report Card Summary

Greer Middle IB School
 Greenville County
 Grades: 6-8 Enrollment: 942
 Principal: Scott Rhymer
 Superintendent: Mr. Burke Royster
 Board Chair: Mr. Chuck Saylor

PERFORMANCE

Comprehensive detail, including definitions of ratings, performance criteria, and explanations of status, is available on www.ed.sc.gov and www.eoc.sc.gov as well as school and school district websites. Printed versions are available from school districts upon request.

YEAR	ABSOLUTE RATING	GROWTH RATING	PALMETTO GOLD AND SILVER AWARD		ESEA/FEDERAL ACCOUNTABILITY RATING SYSTEM	
			General Performance	Closing the Gap	ESEA Grade	Accountability Indicator
2013	Average	Average	TBD	TBD	B	N/A
2012	Good	Good	Silver	N/A	B	N/A
2011	Average	Good	Silver	N/A	Not Met	N/A

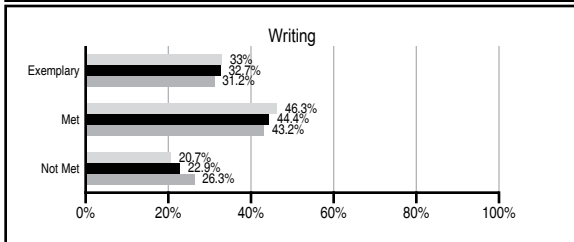
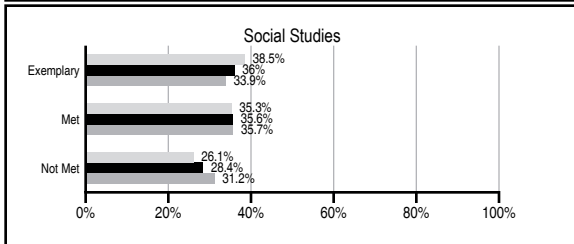
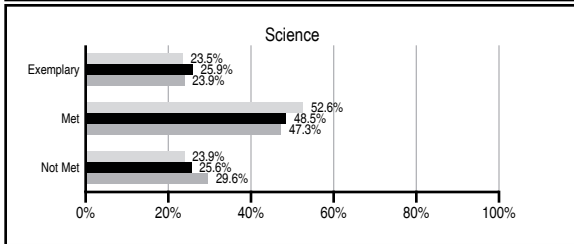
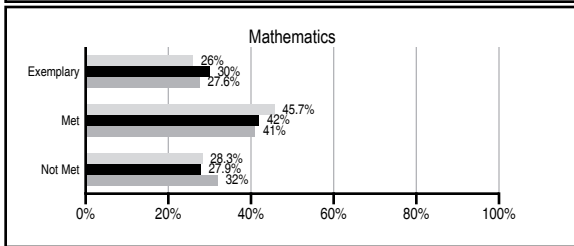
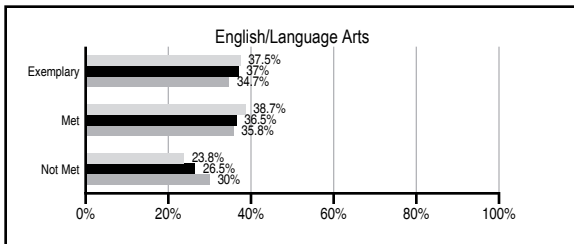
ABSOLUTE RATINGS OF MIDDLE SCHOOLS WITH STUDENTS LIKE OURS*

EXCELLENT	GOOD	AVERAGE	BELOW AVERAGE	AT-RISK
7	20	29	1	1

* Ratings are calculated with data available by 01/15/2014. Schools with Students Like Ours are Middle Schools with Poverty Indices of no more than 5% above or below the index for this school.

PASS PERFORMANCE

Our School Middle Schools with Students Like Ours Middle schools statewide



NAEP PERFORMANCE*

* Performance reported for SC and nation, data not available at school level. Percentages at NAEP Achievement Levels.



END OF COURSE TESTS - 2013

% of students scoring 70 or above on:	Our Middle School	Middle Schools with Students Like Ours
Algebra 1/Math for the Technologies 2	92.2	95.9
English 1	100.0	94.3
Physical Science	N/A	N/A
US History and the Constitution	N/A	N/A
All Subjects	94.0	95.4

SC PERFORMANCE VISION

By 2020 all students will graduate with the knowledge and skills necessary to compete successfully in the global economy, participate in a democratic society and contribute positively as members of families and communities.

Abbreviations Key

N/A Not Applicable N/AV Not Available N/C Not Collected N/R Not Reported I/S Insufficient Sample TBD To be determined

Greer Middle IB School [Greenville County]

SCHOOL PROFILE

	Our School	Change from Last Year	Middle Schools with Students Like Ours	Median Middle School
Students (n=942)				
Students enrolled in high school credit courses (grades 7 & 8)	41.1%	Up from 37.9%	26.7%	24.6%
Retention rate	0.2%	Up from 0.0%	0.5%	0.6%
Attendance rate	95.8%	Down from 96.2%	95.8%	95.9%
Served by gifted and talented program	16.3%	N/A	21.0%	18.5%
With disabilities	16.3%	N/A	13.4%	13.0%
Older than usual for grade	4.6%	N/A	4.9%	4.8%
Out-of-school suspensions or expulsions for violent and/or criminal offenses	1.3%	Down from 2.6%	0.9%	0.6%
Annual dropout rate	0.0%	No Change	0.0%	0.0%
Teachers (n=54)				
Teachers with advanced degrees	61.1%	Down from 65.4%	63.2%	61.5%
Continuing contract teachers	83.3%	Down from 88.5%	83.0%	77.2%
Teachers returning from previous year	91.3%	Down from 92.8%	88.4%	85.9%
Teacher attendance rate	94.4%	Down from 95.4%	94.6%	94.9%
Average teacher salary*	\$47,349	Down 0.0%	\$48,378	\$47,313
Classes not taught by highly qualified teachers	0.0%	No Change	0.6%	2.0%
Professional development days/teacher	11.5 days	Up from 11.1 days	9.3 days	10.1 days
School				
Principal's years at school	5.0	Up from 4.0	4.0	4.0
Student-teacher ratio in core subjects	25.5 to 1	Up from 23.6 to 1	22.7 to 1	22.1 to 1
Prime instructional time	89.4%	Down from 90.8%	89.7%	89.6%
Opportunities in the arts	Good	No Change	Good	Good
SACS accreditation	Yes	No Change	Yes	Yes
Parents attending conferences	98.5%	Up from 98.1%	98.8%	99.0%
Character development program	Average	No Change	Good	Good
Dollars spent per pupil**	\$5,798	Up 2.9%	\$7,039	\$7,239
Percent of expenditures for instruction**	64.0%	Down from 64.1%	63.0%	63.0%
Percent of expenditures for teacher salaries**	63.0%	Down from 63.5%	61.0%	61.0%
ESEA composite index score	84.8	Down from 89.3	86.7	83.5

* Length of contract = 185+ days.

** Prior year audited financial data available.

EVALUATION RESULTS

	Teachers	Students*	Parents*
Number of surveys returned	55	262	179
Percent satisfied with learning environment	94.5%	82.1%	88.9%
Percent satisfied with social and physical environment	98.1%	83.3%	81.2%
Percent satisfied with school-home relations	92.7%	88.4%	85.4%

*Only students at the highest middle school grade level at this school and their parents were included.

Comprehensive detail, including definitions of ratings, performance criteria, and explanations of status, is available on www.ed.sc.gov and www.eoc.sc.gov as well as school and school district websites.

Printed versions are available from school districts upon request.

REPORT OF PRINCIPAL AND SCHOOL IMPROVEMENT COUNCIL

Greer Middle International Baccalaureate School's mission is to empower learners for a world class education. During the 2012-2013 school year, over 170 students earned high school credit in English I, Algebra I, Geometry, French I, and Spanish I.

Extracurricular activities for GMS students include seven sports teams, visual and performing arts opportunities, an academic team, and participation in intramural athletics at GMS and high school sports at Greer High School. The boys' and girls' basketball, softball, and volleyball teams all earned spots in the region playoffs. Twenty GMS students auditioned, and six were selected, to perform with the All-County Band. The GMS Model United Nations Team made it to the formal presentation round at the South Carolina Youth in Government Conference and won team recognition. Our students logged over 4,500 hours of community service in and around Greer, during the school year.

Our students continue to increase their academic success inside the classroom. For the fourth straight year, our Measure of Academic Progress (MAP) scores increased in all three grade levels. Every academic class has an interactive Promethean Board in the classroom to increase student participation in learning.

All of our faculty members are highly qualified, and they continue to seek advanced degrees. As an International Baccalaureate school, students and teacher sponsors participate in events and programs such as Night at the Museum, GMS Sisterhood, which helps sixth grade girls build self-esteem and positive relationships, and the GMS Ambassadors program, which trains students to be leaders at GMS, in their community, and globally. GMS also began a school-wide energy-conservation initiative. Our Career Development Facilitator partnered with 20 new businesses in the community to arrange 61 speakers who volunteered over 250 hours with students at GMS.

The cooperative efforts of the staff, PTSA, and SIC increased our parental involvement opportunities. Some of the parental involvement opportunities included: 6th Grade Orientation, 7th/8th Grade Orientation, Washington DC Parent Meeting, PTSA Open House, GMS Book Fair, Night at the Museum, Bring Dads To Lunch, Bring Moms To Lunch, Goodies For Grands, Bring Grandparents To Lunch, Mr. and Miss GMS Pageants, Ambassador End Of Year Luncheon, Celebration of Excellence, Black and Gold Day, and Fall/Spring concerts in Strings, Band, and Chorus.

Greer Christian Learning Center provides opportunities to a total of over 550 students on a weekly basis for release time activities, which are requested by parents and supported by our community.

The school culture and climate of Greer Middle School is regarded as safe and friendly with a high rate of student, parent, and staff satisfaction with the school environment. Greer Middle IB School follows a model of high expectations and continuous improvement as we strive to be on the cutting edge of student achievement.

Scott Rhymer, Principal

Vivian Jensen, SIC

Chairperson

Abbreviations Key

N/A Not Applicable N/AV Not Available N/C Not Collected N/R Not Reported I/S Insufficient Sample TBD To be determined

NI Newly Identified CSI Continuing School Improvement CA Corrective Action RP Plan to Restructure R Restructure DELAY School Improvement Status HOLD School Improvement Status