



SC Annual School Report Card Summary

Woodmont Middle School
 Greenville County
 Grades: 6-8 Enrollment: 644
 Principal: Gregg Scott
 Superintendent: Mr. Burke Royster
 Board Chair: Mr. Chuck Saylor

PERFORMANCE

Comprehensive detail, including definitions of ratings, performance criteria, and explanations of status, is available on www.ed.sc.gov and www.eoc.sc.gov as well as school and school district websites. Printed versions are available from school districts upon request.

YEAR	ABSOLUTE RATING	GROWTH RATING	PALMETTO GOLD AND SILVER AWARD		ESEA/FEDERAL ACCOUNTABILITY RATING SYSTEM	
			General Performance	Closing the Gap	ESEA Grade	Accountability Indicator
2013	Average	Average	TBD	TBD	B	N/A
2012	Average	Good	Silver	N/A	B	N/A
2011	Average	Average	Silver	N/A	Not Met	N/A

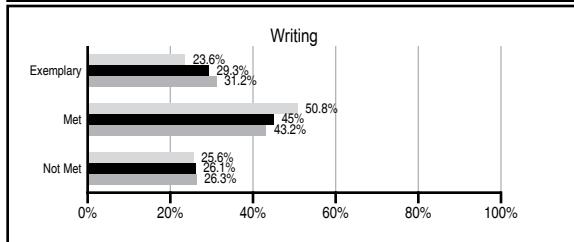
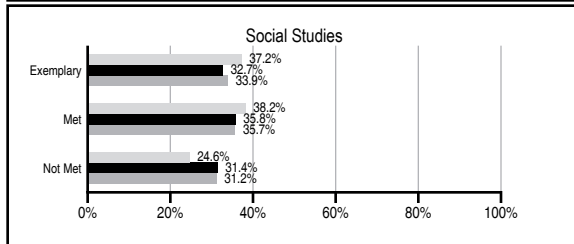
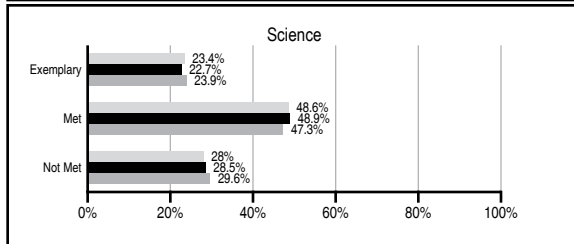
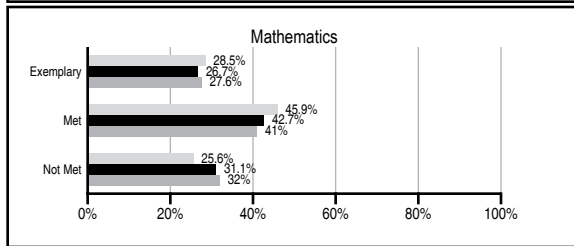
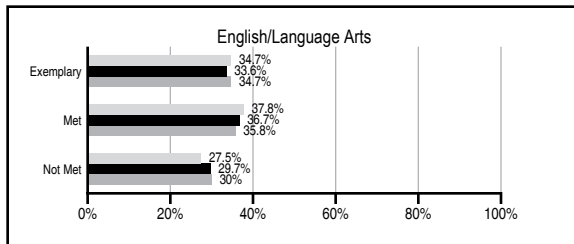
ABSOLUTE RATINGS OF MIDDLE SCHOOLS WITH STUDENTS LIKE OURS*

EXCELLENT	GOOD	AVERAGE	BELOW AVERAGE	AT-RISK
3	11	44	2	0

* Ratings are calculated with data available by 01/15/2014. Schools with Students Like Ours are Middle Schools with Poverty Indices of no more than 5% above or below the index for this school.


PASS PERFORMANCE

Our School Middle Schools with Students Like Ours Middle schools statewide



NAEP PERFORMANCE*

* Performance reported for SC and nation, data not available at school level. Percentages at NAEP Achievement Levels.



END OF COURSE TESTS - 2013

% of students scoring 70 or above on:	Our Middle School	Middle Schools with Students Like Ours
Algebra 1/Math for the Technologies 2	100.0	98.0
English 1	100.0	97.8
Physical Science	N/A	N/A
US History and the Constitution	N/A	N/A
All Subjects	100.0	97.9

SC PERFORMANCE VISION

By 2020 all students will graduate with the knowledge and skills necessary to compete successfully in the global economy, participate in a democratic society and contribute positively as members of families and communities.

Abbreviations Key

N/A Not Applicable N/AV Not Available N/C Not Collected N/R Not Reported I/S Insufficient Sample TBD To be determined

Woodmont Middle School [Greenville County]

SCHOOL PROFILE

	Our School	Change from Last Year	Middle Schools with Students Like Ours	Median Middle School
Students (n=644)				
Students enrolled in high school credit courses (grades 7 & 8)	16.1%	Up from 15.0%	25.5%	24.6%
Retention rate	1.0%	Down from 1.3%	0.8%	0.6%
Attendance rate	95.2%	Down from 95.6%	95.5%	95.9%
Served by gifted and talented program	13.0%	N/A	18.5%	18.5%
With disabilities	12.8%	N/A	14.0%	13.0%
Older than usual for grade	6.1%	N/A	6.1%	4.8%
Out-of-school suspensions or expulsions for violent and/or criminal offenses	1.2%	Down from 1.6%	0.7%	0.6%
Annual dropout rate	0.0%	No Change	0.0%	0.0%
Teachers (n=41)				
Teachers with advanced degrees	56.1%	No Change	58.8%	61.5%
Continuing contract teachers	78.0%	No Change	78.6%	77.2%
Teachers returning from previous year	86.9%	Down from 87.2%	86.0%	85.9%
Teacher attendance rate	94.5%	Up from 93.9%	94.6%	94.9%
Average teacher salary*	\$47,756	Up 1.2%	\$47,386	\$47,313
Classes not taught by highly qualified teachers	4.8%	Up from 2.6%	0.7%	2.0%
Professional development days/teacher	16.8 days	Down from 17.3 days	10.6 days	10.1 days
School				
Principal's years at school	6.0	Up from 5.0	5.0	4.0
Student-teacher ratio in core subjects	24.5 to 1	Down from 26.7 to 1	21.9 to 1	22.1 to 1
Prime instructional time	88.9%	No Change	88.9%	89.6%
Opportunities in the arts	Excellent	No Change	Good	Good
SACS accreditation	Yes	No Change	Yes	Yes
Parents attending conferences	100.0%	Up from 99.0%	98.3%	99.0%
Character development program	Good	No Change	Good	Good
Dollars spent per pupil**	\$6,271	Down 1.9%	\$7,079	\$7,239
Percent of expenditures for instruction**	60.0%	Down from 61.7%	63.0%	63.0%
Percent of expenditures for teacher salaries**	59.0%	Down from 60.8%	61.0%	61.0%
ESEA composite index score	83.6	Down from 88.8	83.1	83.5

* Length of contract = 185+ days.

** Prior year audited financial data available.

EVALUATION RESULTS

	Teachers	Students*	Parents*
Number of surveys returned	45	167	64
Percent satisfied with learning environment	73.4%	71.3%	81.2%
Percent satisfied with social and physical environment	80.4%	72.4%	71.9%
Percent satisfied with school-home relations	47.8%	87.8%	73.5%

*Only students at the highest middle school grade level at this school and their parents were included.

REPORT OF PRINCIPAL AND SCHOOL IMPROVEMENT COUNCIL

A major initiative of Woodmont Middle School is the implementation and development of the International Baccalaureate Middle Years Programme (IBMYP) in partnership with Woodmont High School. Woodmont Middle School became an authorized International Baccalaureate School in February 2005. We offer the International Baccalaureate Middle Years Programme to all students in our school. As part of this program, our students give back to the stakeholders by participating in community and service opportunities. Our students take the leadership role each year through our student-led conferences. Cultural night is a culminating event that showcases students' learning across content areas from an international approach. This year marked our tenth year of the event. Also, we celebrate IB Learner Profile Students of the Month to recognize students who exhibit the characteristics of the IB Learner Profile.

The significant accomplishments of Woodmont Middle School over the past three years include receiving the Palmetto Silver Award for General Performance Improvement in 2012 and 2013 and earning a Good for Improvement on the Report Card. The School Improvement Council was named as an Honor Roll SIC for the Riley Award in 2012. In 2011 Woodmont Middle was named as a finalist for the Panasonic School Change Award. The related arts department has expanded to include strings, art and drama teachers. The school has received the United Way Award for Campaign Achievement for six consecutive years. Sixth grade teachers and administrators developed and implemented a Rookie Camp for incoming sixth graders. An intramural program was implemented during this year. The school received a 21st Century Community 14 Learning Center Grant to provide an after school program for 6th graders. The Beta Club received a State Beta Club Award. Students received awards at the YMCA Model UN Conference. Several students received PTSA Reflection awards and the strings students received district recognition.

To strengthen community relations, Woodmont Middle works closely with members of the faith community, and nearly 150 students attend the Christian Release Program each week. The ministers in the area visit the school and participate in the Pastors Breakfast. One of the local churches provided transportation and chaperones for the students who participated in the Model United Nations Program. Michelin, one of our business partners, provides mentors at lunch time for our students and 3M provides office supplies. Woodmont Middle School continues to increase parent and community participation in our school. The staff and faculty of Woodmont Middle School are committed to developing life-long learners who will be active participants in a global society.

Mr. Gregg Scott, Principal
Mrs. Dorothy Tesnear, SIC Chair

Comprehensive detail, including definitions of ratings, performance criteria, and explanations of status, is available on www.ed.sc.gov and www.eoc.sc.gov as well as school and school district websites.

Printed versions are available from school districts upon request.

Abbreviations Key

N/A Not Applicable N/AV Not Available N/C Not Collected N/R Not Reported I/S Insufficient Sample TBD To be determined

NI Newly Identified CSI Continuing School Improvement CA Corrective Action RP Plan to Restructure R Restructure DELAY School Improvement Status HOLD School Improvement Status