



SC Annual School Report Card Summary

Berea Middle School
Greenville County
Grades: 6-8 Enrollment: 696
Principal: Robin B. Mill
Superintendent: Mr. Burke Royster
Board Chair: Mr. Chuck Saylor

PERFORMANCE

Comprehensive detail, including definitions of ratings, performance criteria, and explanations of status, is available on www.ed.sc.gov and www.eoc.sc.gov as well as school and school district websites. Printed versions are available from school districts upon request.

YEAR	ABSOLUTE RATING	GROWTH RATING	PALMETTO GOLD AND SILVER AWARD		ESEA/FEDERAL ACCOUNTABILITY RATING SYSTEM	
			General Performance	Closing the Gap	ESEA Grade	Accountability Indicator
2013	Average	Average	TBD	TBD	D	N/A
2012	Average	Average	N/A	N/A	B	N/A
2011	Average	Average	Silver	N/A	Not Met	NI

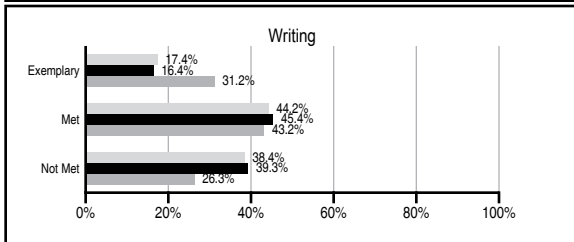
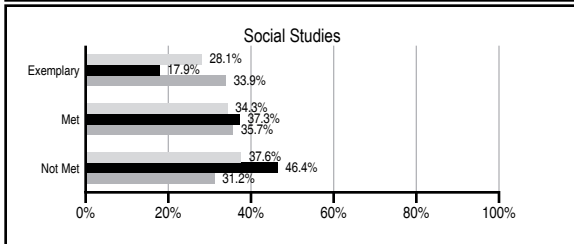
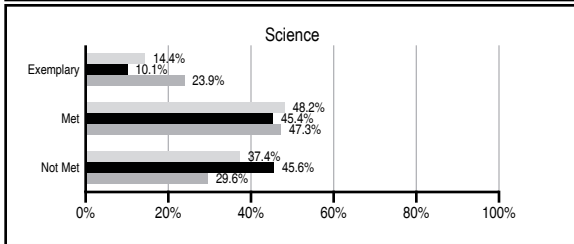
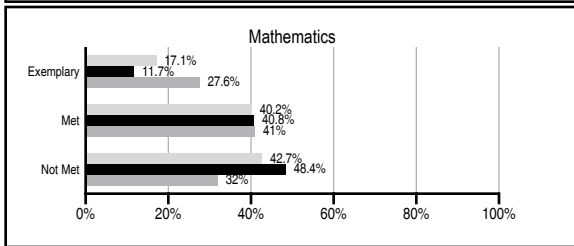
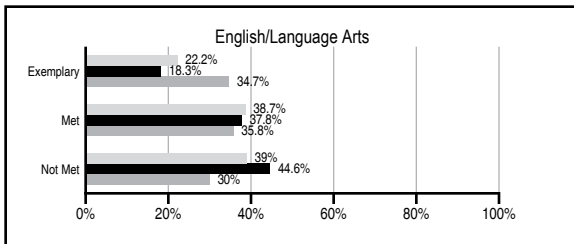
ABSOLUTE RATINGS OF MIDDLE SCHOOLS WITH STUDENTS LIKE OURS*

EXCELLENT	GOOD	AVERAGE	BELOW AVERAGE	AT-RISK
0	0	32	29	13

* Ratings are calculated with data available by 01/15/2014. Schools with Students Like Ours are Middle Schools with Poverty Indices of no more than 5% above or below the index for this school.




PASS PERFORMANCE

Our School
 Middle Schools with Students Like Ours
 Middle schools statewide



NAEP PERFORMANCE*

* Performance reported for SC and nation, data not available at school level. Percentages at NAEP Achievement Levels.



END OF COURSE TESTS - 2013

% of students scoring 70 or above on:	Our Middle School	Middle Schools with Students Like Ours
Algebra 1/Math for the Technologies 2	95.2	91.2
English 1	100.0	85.9
Physical Science	N/A	N/A
US History and the Constitution	N/A	N/A
All Subjects	97.4	90.9

SC PERFORMANCE VISION

By 2020 all students will graduate with the knowledge and skills necessary to compete successfully in the global economy, participate in a democratic society and contribute positively as members of families and communities.

Abbreviations Key

N/A Not Applicable N/AV Not Available N/C Not Collected N/R Not Reported I/S Insufficient Sample TBD To be determined

Berea Middle School [Greenville County]

SCHOOL PROFILE

	Our School	Change from Last Year	Middle Schools with Students Like Ours	Median Middle School
Students (n=696)				
Students enrolled in high school credit courses (grades 7 & 8)	6.3%	Down from 17.4%	14.3%	24.6%
Retention rate	1.2%	Up from 0.7%	0.9%	0.6%
Attendance rate	94.5%	Down from 94.9%	95.3%	95.9%
Served by gifted and talented program	9.5%	N/A	7.7%	18.5%
With disabilities	17.2%	N/A	15.7%	13.0%
Older than usual for grade	6.4%	N/A	7.1%	4.8%
Out-of-school suspensions or expulsions for violent and/or criminal offenses	0.3%	Down from 0.4%	0.6%	0.6%
Annual dropout rate	0.0%	No Change	0.0%	0.0%
Teachers (n=46)				
Teachers with advanced degrees	60.9%	Up from 51.1%	60.9%	61.5%
Continuing contract teachers	82.6%	Down from 91.5%	70.0%	77.2%
Teachers returning from previous year	89.7%	Down from 93.7%	80.1%	85.9%
Teacher attendance rate	94.0%	Down from 95.0%	95.1%	94.9%
Average teacher salary*	\$46,460	Up 2.8%	\$45,015	\$47,313
Classes not taught by highly qualified teachers	4.2%	Down from 4.9%	2.6%	2.0%
Professional development days/teacher	8.5 days	Up from 8.3 days	9.3 days	10.1 days
School				
Principal's years at school	5.0	Up from 4.0	3.0	4.0
Student-teacher ratio in core subjects	19.9 to 1	Down from 21.7 to 1	18.8 to 1	22.1 to 1
Prime instructional time	87.6%	Down from 89.4%	89.0%	89.6%
Opportunities in the arts	Good	No Change	Good	Good
SACS accreditation	Yes	No Change	Yes	Yes
Parents attending conferences	99.5%	Up from 98.1%	99.2%	99.0%
Character development program	Good	No Change	Good	Good
Dollars spent per pupil**	\$8,423	Up 17.5%	\$9,098	\$7,239
Percent of expenditures for instruction**	68.0%	Up from 65.7%	61.5%	63.0%
Percent of expenditures for teacher salaries**	53.0%	Down from 64.3%	55.5%	61.0%
ESEA composite index score	63.2	Down from 85.7	58.4	83.5

* Length of contract = 185+ days.

** Prior year audited financial data available.

EVALUATION RESULTS

	Teachers	Students*	Parents*
Number of surveys returned	42	169	30
Percent satisfied with learning environment	69.1%	69.8%	80%
Percent satisfied with social and physical environment	88.1%	70.8%	66.6%
Percent satisfied with school-home relations	41.9%	87.2%	66.7%

*Only students at the highest middle school grade level at this school and their parents were included.

REPORT OF PRINCIPAL AND SCHOOL IMPROVEMENT COUNCIL

This year, Berea Middle School had an EASA Federal grade of 85.7 – B. This was the highest grade of any Greenville County Title I middle school, by far. Our state report card ratings were average for the absolute rating and average for the improvement rating, indicating that student achievement gains continue at Berea Middle School.

School-community partnerships continue to provide our students and teachers with much needed school supplies, summer reading books for all students to keep, and non-perishable food items for families in need. This year, in a partnership with six different community and business partners, the Berea Spinners Bike Club was established. This partnership allows students who are loyal bike riders, (bicycles provided), to keep the mountain bikes provided. There will be new riders added each year. Adult mentors, two teachers and community members, ride with the students regularly, and even during the summer. Furman University continued the university student lead, Ladies and Men of Distinction programs at the school. This mentoring program exposes middle school students to the importance and advantages that a college education offers. Furman University also continues to send university student tutors on a regular basis to enrich and augment student learning. Greenville Health System is another major community partner of Berea Middle School, providing summer reading books, food, and other needed supplies.

Professional development plays a fundamental role in our instructional process. Teachers are exposed to ongoing technology updates, workshops, and book studies, with focus on teacher-student relationships and implementation of Common Core Student Standards (CCSS), have, and will continue to be addressed. Professional development is designed according to identified teacher and instructional needs.

Our School Improvement Committee meets on a regular basis, providing our school with an avenue in which all stakeholders have a voice. As we continue making gains, our vision and focus remain steadfast on improved student achievement. At Berea Middle School, Hard Work Pays Off!

Robin B. Mill, Principal
Stephanie Hunter, SIC Chair

Comprehensive detail, including definitions of ratings, performance criteria, and explanations of status, is available on www.ed.sc.gov and www.eoc.sc.gov as well as school and school district websites.

Printed versions are available from school districts upon request.

Abbreviations Key

N/A Not Applicable N/AV Not Available N/C Not Collected N/R Not Reported I/S Insufficient Sample TBD To be determined

NI Newly Identified CSI Continuing School Improvement CA Corrective Action RP Plan to Restructure R Restructure DELAY School Improvement Status HOLD School Improvement Status