



# SC Annual School Report Card Summary

Beck Academy  
 Greenville County  
 Grades: 6-8 Enrollment: 1,105  
 Principal: Jason S. Warren  
 Superintendent: Mr. Burke Royster  
 Board Chair: Mr. Chuck Saylor

## PERFORMANCE

Comprehensive detail, including definitions of ratings, performance criteria, and explanations of status, is available on [www.ed.sc.gov](http://www.ed.sc.gov) and [www.eoc.sc.gov](http://www.eoc.sc.gov) as well as school and school district websites. Printed versions are available from school districts upon request.

YEAR	ABSOLUTE RATING	GROWTH RATING	PALMETTO GOLD AND SILVER AWARD		ESEA/FEDERAL ACCOUNTABILITY RATING SYSTEM	
			General Performance	Closing the Gap	ESEA Grade	Accountability Indicator
2013	Excellent	Excellent	TBD	TBD	B	N/A
2012	Excellent	Excellent	Gold	Gold	A	N/A
2011	Excellent	Good	Gold	Silver	Not Met	N/A

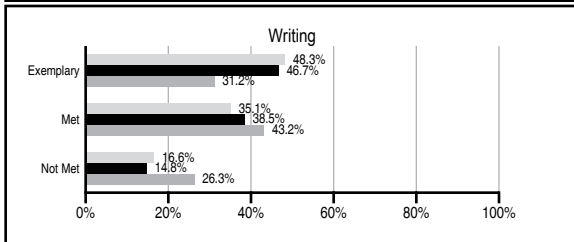
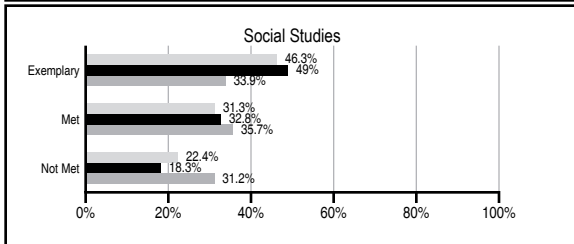
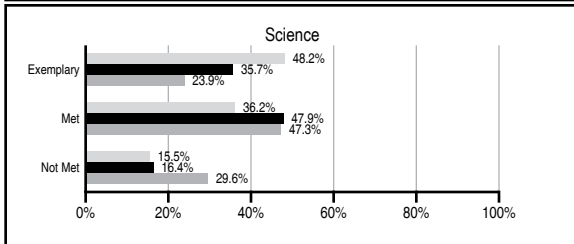
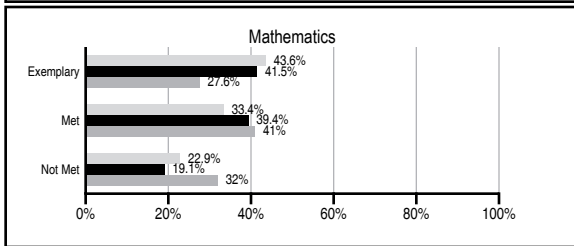
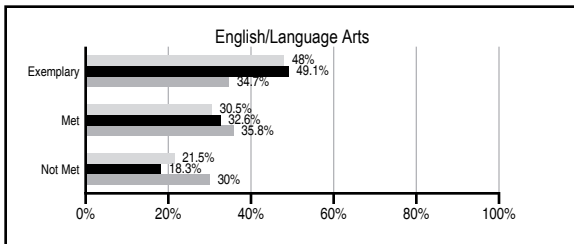
## ABSOLUTE RATINGS OF MIDDLE SCHOOLS WITH STUDENTS LIKE OURS\*

EXCELLENT	GOOD	AVERAGE	BELOW AVERAGE	AT-RISK
9	4	0	0	0

\* Ratings are calculated with data available by 01/15/2014. Schools with Students Like Ours are Middle Schools with Poverty Indices of no more than 5% above or below the index for this school.

## PASS PERFORMANCE

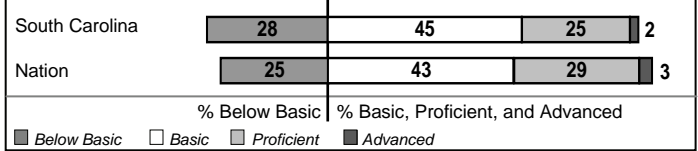
Our School Middle Schools with Students Like Ours Middle schools statewide



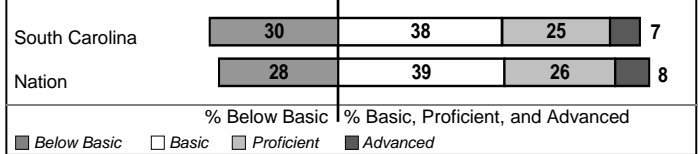
## NAEP PERFORMANCE\*

\* Performance reported for SC and nation, data not available at school level. Percentages at NAEP Achievement Levels.

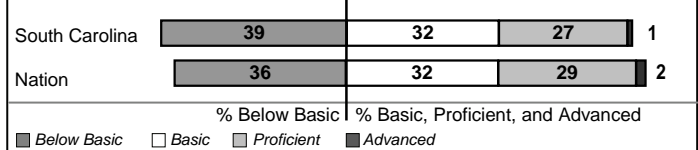
### READING – GRADE 8 (2011)



### MATH – GRADE 8 (2011)



### SCIENCE – GRADE 8 (2011)



## END OF COURSE TESTS - 2013

% of students scoring 70 or above on:	Our Middle School	Middle Schools with Students Like Ours
Algebra 1/Math for the Technologies 2	99.5	99.5
English 1	100.0	99.6
Physical Science	N/A	N/A
US History and the Constitution	N/A	N/A
All Subjects	99.7	99.5

## SC PERFORMANCE VISION

By 2020 all students will graduate with the knowledge and skills necessary to compete successfully in the global economy, participate in a democratic society and contribute positively as members of families and communities.

### Abbreviations Key

N/A Not Applicable N/AV Not Available N/C Not Collected N/R Not Reported I/S Insufficient Sample TBD To be determined

# Beck Academy [Greenville County]

## SCHOOL PROFILE

	Our School	Change from Last Year	Middle Schools with Students Like Ours	Median Middle School
<b>Students (n=1,105)</b>				
Students enrolled in high school credit courses (grades 7 & 8)	57.4%	Up from 49.0%	46.7%	24.6%
Retention rate	0.2%	Down from 0.6%	0.2%	0.6%
Attendance rate	95.2%	Down from 96.0%	96.5%	95.9%
Served by gifted and talented program	32.1%	N/A	29.4%	18.5%
With disabilities	10.7%	N/A	10.3%	13.0%
Older than usual for grade	3.4%	N/A	3.1%	4.8%
Out-of-school suspensions or expulsions for violent and/or criminal offenses	0.7%	No Change	0.7%	0.6%
Annual dropout rate	0.0%	No Change	0.0%	0.0%
<b>Teachers (n=68)</b>				
Teachers with advanced degrees	79.4%	Up from 78.8%	63.6%	61.5%
Continuing contract teachers	86.8%	Down from 92.4%	85.3%	77.2%
Teachers returning from previous year	87.9%	Up from 87.5%	89.6%	85.9%
Teacher attendance rate	94.9%	Down from 95.9%	94.3%	94.9%
Average teacher salary*	\$47,770	Up 5.0%	\$48,222	\$47,313
Classes not taught by highly qualified teachers	4.6%	Down from 7.9%	0.7%	2.0%
Professional development days/teacher	7.7 days	Up from 6.3 days	8.2 days	10.1 days
<b>School</b>				
Principal's years at school	3.0	Up from 2.0	5.0	4.0
Student-teacher ratio in core subjects	25.0 to 1	Down from 26.1 to 1	25.4 to 1	22.1 to 1
Prime instructional time	89.3%	Down from 91.4%	89.3%	89.6%
Opportunities in the arts	Excellent	No Change	Good	Good
SACS accreditation	Yes	No Change	Yes	Yes
Parents attending conferences	100.0%	No Change	98.8%	99.0%
Character development program	Average	No Change	Good	Good
Dollars spent per pupil**	\$6,172	Up 6.9%	\$6,307	\$7,239
Percent of expenditures for instruction**	66.0%	Up from 63.7%	63.0%	63.0%
Percent of expenditures for teacher salaries**	65.0%	Up from 63.1%	62.0%	61.0%
ESEA composite index score	81.7	Down from 94.6	88.4	83.5

\* Length of contract = 185+ days.

\*\* Prior year audited financial data available.

## EVALUATION RESULTS

	Teachers	Students*	Parents*
Number of surveys returned	60	333	176
Percent satisfied with learning environment	95%	80.8%	89.8%
Percent satisfied with social and physical environment	100%	84.1%	90.4%
Percent satisfied with school-home relations	96.7%	88%	85.9%

\*Only students at the highest middle school grade level at this school and their parents were included.

## REPORT OF PRINCIPAL AND SCHOOL IMPROVEMENT COUNCIL

Beck Academy continues to focus on a shared vision: to have a focused faculty, teaching an aligned International Baccalaureate Middle Years Programme (IBMYP) curriculum to a motivated student body to prepare them to be productive citizens of the global community. As a magnet school for international studies, we continue to focus on the whole child and pursue excellence in every facet of our school. The 2012-2013 year was a great one for Beck. We received an Excellent/Excellent rating on our School Report Card and won two Palmetto Gold Awards for General Performance and Closing the Gap. With numerous students qualifying as Duke TIP scholars, 100% passing English I End of Course, 99% passing Algebra I End of Course and many qualifying as Junior Scholars, the academic achievement of our students continues as an example of the quality instruction they are provided and the excellent support provided at home. We continue to provide support for our students with disabilities and serve as the Satellite middle school for students with Hearing and Orthopedic Disabilities.

As we provide leadership opportunities for our students in Student Council, Beta Club, Green Team, athletics and fine arts, we continually emphasize the need to give back to the community. Student, Robert Smith won first place in the state in Science at the Beta Club Convention. Our community and service program continues to grow and we have record numbers of students eligible for our community - service incentive program. We model this behavior school-wide by raising money for many local charities at various times throughout the year. This year some of the charities we supported as a school were: United Way, MDA, Make a Wish, Special Olympics, Greenville Humane Society and Goodwill.

Our PTSA has won numerous awards over the years and we were pleased to continue great results in the PTSA Reflections Contest and with several membership awards. Our SIC continues to be invaluable as an advisory group and participates in developing our strategies to achieve our academic goals. They were on the SIC Honor Roll for South Carolina for 2012-2013 and were one of the top 5 finalists for the Riley Award for SIC Excellence. Our business partners have grown in number and support and we continue to work with General Electric to premier a national math tutoring program, Igniting Minds, designed to take math students to the next level of achievement, and piloted a science program as well.

Our Athletics program continued to achieve honors with every sport making the playoffs. Volleyball won their first District Championship in Beck history. Both basketball teams made it to the 2nd round of the tournament. Our boys' soccer had its 1st undefeated regular season. The girls continued their stretch without a loss to 5 years with their 5th championship in a row. Our Strings received an Excellent Rating and our band a Superior rating at Concert Festival. The performing groups also had students in All-State, Region and County Honor ensembles. We had several students participate at the District's Juried Art Show, and the Drama program produced a wonderful series of plays around the issue of bullying. In the upcoming 2013-2014 school year, Beck Academy will continue to lead our students with a program of quality instruction that promotes rigor in the classroom, transitions to the Common Core Standards, uses data analysis to provide differentiated instructional strategies and grouping, and provides quality assessments.

Principal, Jason S. Warren and SIC Chairperson, J. Scott Davis

Comprehensive detail, including definitions of ratings, performance criteria, and explanations of status, is available on [www.ed.sc.gov](http://www.ed.sc.gov) and [www.eoc.sc.gov](http://www.eoc.sc.gov) as well as school and school district websites.

Printed versions are available from school districts upon request.

### Abbreviations Key

N/A Not Applicable N/AV Not Available N/C Not Collected N/R Not Reported I/S Insufficient Sample TBD To be determined

NI Newly Identified CSI Continuing School Improvement CA Corrective Action RP Plan to Restructure R Restructure DELAY School Improvement Status HOLD School Improvement Status