



SC Annual School Report Card Summary

Bryson Middle School
Greenville County
Grades: 6-8 Enrollment: 1,097
Principal: Phillip Davie
Superintendent: Mr. Burke Royster
Board Chair: Mr. Chuck Saylor

PERFORMANCE

Comprehensive detail, including definitions of ratings, performance criteria, and explanations of status, is available on www.ed.sc.gov and www.eoc.sc.gov as well as school and school district websites. Printed versions are available from school districts upon request.

YEAR	ABSOLUTE RATING	GROWTH RATING	PALMETTO GOLD AND SILVER AWARD		ESEA/FEDERAL ACCOUNTABILITY RATING SYSTEM	
			General Performance	Closing the Gap	ESEA Grade	Accountability Indicator
2013	Average	Average	TBD	TBD	A	N/A
2012	Good	Excellent	Gold	N/A	A	N/A
2011	Average	Good	Silver	Silver	Not Met	N/A

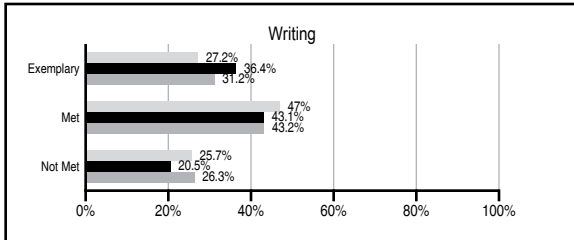
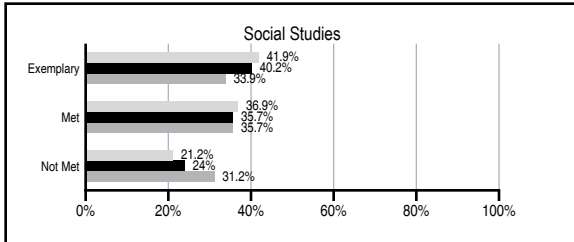
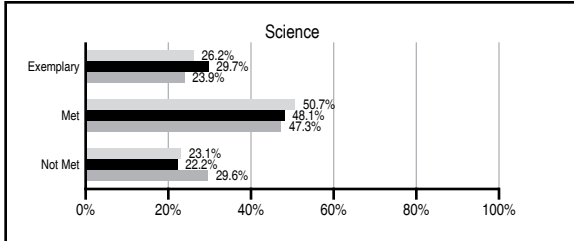
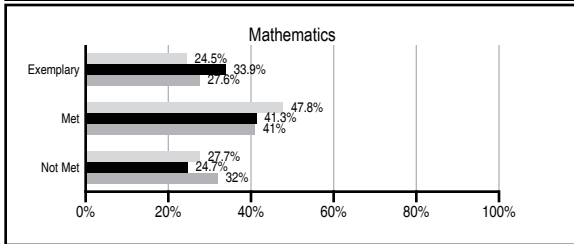
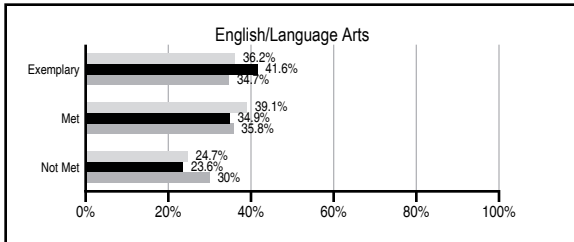
ABSOLUTE RATINGS OF MIDDLE SCHOOLS WITH STUDENTS LIKE OURS*

EXCELLENT	GOOD	AVERAGE	BELOW AVERAGE	AT-RISK
11	19	12	0	0

* Ratings are calculated with data available by 01/15/2014. Schools with Students Like Ours are Middle Schools with Poverty Indices of no more than 5% above or below the index for this school.

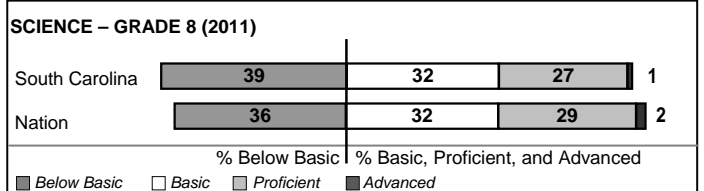


PASS PERFORMANCE

Our School Middle Schools with Students Like Ours Middle schools statewide



NAEP PERFORMANCE*

* Performance reported for SC and nation, data not available at school level. Percentages at NAEP Achievement Levels.



END OF COURSE TESTS - 2013

% of students scoring 70 or above on:	Our Middle School	Middle Schools with Students Like Ours
Algebra 1/Math for the Technologies 2	97.9	97.3
English 1	100.0	96.4
Physical Science	N/A	N/A
US History and the Constitution	N/A	0
All Subjects	98.4	96.8

SC PERFORMANCE VISION

By 2020 all students will graduate with the knowledge and skills necessary to compete successfully in the global economy, participate in a democratic society and contribute positively as members of families and communities.

Abbreviations Key

N/A Not Applicable N/AV Not Available N/C Not Collected N/R Not Reported I/S Insufficient Sample TBD To be determined

Bryson Middle School [Greenville County]

SCHOOL PROFILE

	Our School	Change from Last Year	Middle Schools with Students Like Ours	Median Middle School
Students (n=1,097)				
Students enrolled in high school credit courses (grades 7 & 8)	18.6%	Down from 44.6%	25.4%	24.6%
Retention rate	1.1%	Up from 0.9%	0.5%	0.6%
Attendance rate	95.5%	Up from 95.3%	96.1%	95.9%
Served by gifted and talented program	17.5%	N/A	23.3%	18.5%
With disabilities	12.4%	N/A	11.7%	13.0%
Older than usual for grade	3.4%	N/A	4.0%	4.8%
Out-of-school suspensions or expulsions for violent and/or criminal offenses	0.6%	Up from 0.5%	0.7%	0.6%
Annual dropout rate	0.0%	No Change	0.0%	0.0%
Teachers (n=62)				
Teachers with advanced degrees	71.0%	Up from 65.6%	62.7%	61.5%
Continuing contract teachers	83.9%	Down from 86.9%	79.3%	77.2%
Teachers returning from previous year	90.1%	Down from 91.0%	88.7%	85.9%
Teacher attendance rate	92.7%	Down from 93.9%	94.7%	94.9%
Average teacher salary*	\$47,562	Up 3.0%	\$47,562	\$47,313
Classes not taught by highly qualified teachers	0.0%	Down from 1.0%	0.4%	2.0%
Professional development days/teacher	13.9 days	Up from 10.1 days	11.3 days	10.1 days
School				
Principal's years at school	6.0	Up from 5.0	4.0	4.0
Student-teacher ratio in core subjects	25.7 to 1	Up from 24.1 to 1	22.5 to 1	22.1 to 1
Prime instructional time	87.3%	Down from 88.6%	89.8%	89.6%
Opportunities in the arts	Good	No Change	Good	Good
SACS accreditation	Yes	No Change	Yes	Yes
Parents attending conferences	90.4%	Down from 90.9%	99.4%	99.0%
Character development program	Average	No Change	Good	Good
Dollars spent per pupil**	\$5,680	Up 9.3%	\$6,842	\$7,239
Percent of expenditures for instruction**	64.0%	Down from 65.5%	65.0%	63.0%
Percent of expenditures for teacher salaries**	63.0%	Down from 64.9%	63.0%	61.0%
ESEA composite index score	91.6	Up from 91.5	87.2	83.5

* Length of contract = 185+ days.

** Prior year audited financial data available.

EVALUATION RESULTS

	Teachers	Students*	Parents*
Number of surveys returned	64	321	58
Percent satisfied with learning environment	89.1%	72.3%	86.2%
Percent satisfied with social and physical environment	90.3%	75.4%	79%
Percent satisfied with school-home relations	89%	85.6%	79.6%

*Only students at the highest middle school grade level at this school and their parents were included.

REPORT OF PRINCIPAL AND SCHOOL IMPROVEMENT COUNCIL

Our vision for Bryson Middle School is to be a community of learners that inspires and supports academic excellence and social responsibility. Through the Professional Learning Communities within our school and through our Making Middle Grades Work restructuring, we have worked to increase academic rigor and student engagement in our classrooms.

During the 2012-13 school year, Bryson Middle School students gained recognitions in many areas. We are very proud of our ESEA National Rating of A (91.5). We received the Palmetto Gold Award for student achievement. Our students excelled academically in many areas. We had 16 Junior Scholars, 28 Duke TIP Candidates with 6 receiving State Recognition. Our Beta Club received recognition at the State Convention coming in 1st place in the Tower of Power and 3rd place in Watercolor competitions.

Our Fine Arts program at Bryson continues to excel. We had the following honors: Art Winners at the district level with two Honorable Mentions; SCAEA Western Region participation, 2 Honorable Mentions in GCSD Juried Middle School, one visual arts student acceptance into Governor's School for the Arts; Band with 1 student in All-County, Superior rating, 1st Place Band, and Outstanding Percussion Section in Dollywood's Music Showcase Festival; Chorus with 25 students in All-County Chorus, Most Outstanding Choral Group Overall, 1st Place Superior Rating, Best Accompanist, Best Overall Soprano Section, and GRAND Sweepstakes National Award at Six Flags Musical Showcase Festival in summer 2012, Treble Choir with superior/first-place rating and best overall accompanist in spring 2013; Strings with one student in All-State, three students in Region, Superior ratings at SCMEA Concert Festival, Superior rating and 1st Place at Six Flags Music Festival.

We also had student recognition with 3rd place in the SC FFA Piedmont Region Creed Speaking Career Development Event and in the SC State Archery Tournament placing 10th in the state for the team and 6th highest scoring individual. We were the only middle school represented in the State Competition for Equine Evaluation and Agricultural Tool Identification Career Development Events with highest scoring individual in Piedmont Region for Tool ID. Our BMS Robotics Team placed 1st in robot design, 2nd place in robot performance, 4th place overall at Regional and 2nd in robot performance at State level. Other outstanding accomplishments include the Cultural Expansion Club recognitions with Model United Nations' proposals which passed to Advisory Council and General Assembly. Our Bryson Bulldogs won the District athletic championship in boys' basketball. We thank our staff, students and community for their dedication and support as we work toward inspiring excellence daily at Bryson Middle.

Phillip Davie, Principal Leon Hunt, SIC Chair

Comprehensive detail, including definitions of ratings, performance criteria, and explanations of status, is available on www.ed.sc.gov and www.eoc.sc.gov as well as school and school district websites.

Printed versions are available from school districts upon request.

Abbreviations Key

N/A Not Applicable N/AV Not Available N/C Not Collected N/R Not Reported I/S Insufficient Sample TBD To be determined

NI Newly Identified CSI Continuing School Improvement CA Corrective Action RP Plan to Restructure R Restructure DELAY School Improvement Status HOLD School Improvement Status