



SC Annual School Report Card Summary

Waccamaw Middle School
 Georgetown County
 Grades: 7-8 Enrollment: 436
 Principal: Mark Phillips
 Superintendent: Dr. H. Randall Dozier
 Board Chair: Mr. Jim Dumm

PERFORMANCE

Comprehensive detail, including definitions of ratings, performance criteria, and explanations of status, is available on www.ed.sc.gov and www.eoc.sc.gov as well as school and school district websites. Printed versions are available from school districts upon request.

YEAR	ABSOLUTE RATING	GROWTH RATING	PALMETTO GOLD AND SILVER AWARD		ESEA/FEDERAL ACCOUNTABILITY RATING SYSTEM	
			General Performance	Closing the Gap	ESEA Grade	Accountability Indicator
2013	Excellent	Good	TBD	TBD	B	N/A
2012	Excellent	Excellent	Gold	N/A	B	N/A
2011	Excellent	Excellent	Gold	N/A	Not Met	N/A

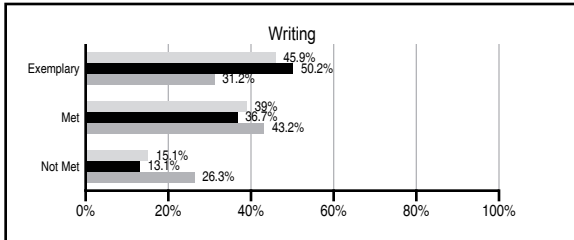
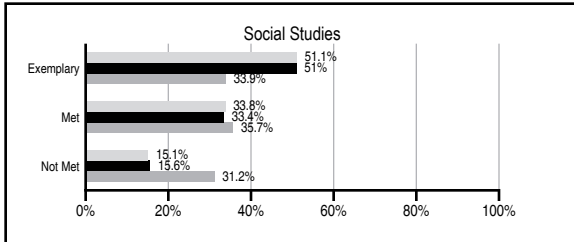
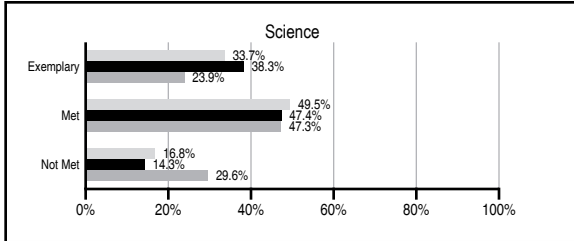
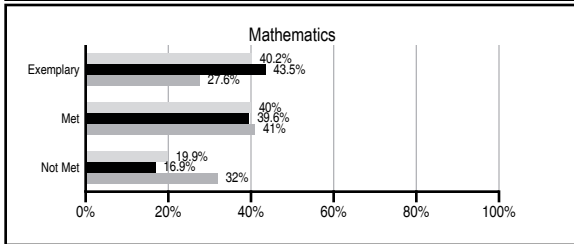
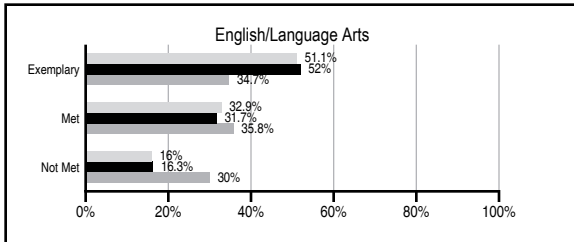
ABSOLUTE RATINGS OF MIDDLE SCHOOLS WITH STUDENTS LIKE OURS*

EXCELLENT	GOOD	AVERAGE	BELOW AVERAGE	AT-RISK
9	2	0	0	0

* Ratings are calculated with data available by 01/15/2014. Schools with Students Like Ours are Middle Schools with Poverty Indices of no more than 5% above or below the index for this school.

PASS PERFORMANCE

Our School Middle Schools with Students Like Ours Middle schools statewide



NAEP PERFORMANCE*

* Performance reported for SC and nation, data not available at school level. Percentages at NAEP Achievement Levels.



END OF COURSE TESTS - 2013

% of students scoring 70 or above on:	Our Middle School	Middle Schools with Students Like Ours
Algebra 1/Math for the Technologies 2	98.9	99.0
English 1	100.0	99.6
Physical Science	N/A	N/A
US History and the Constitution	N/A	N/A
All Subjects	99.5	99.3

SC PERFORMANCE VISION

By 2020 all students will graduate with the knowledge and skills necessary to compete successfully in the global economy, participate in a democratic society and contribute positively as members of families and communities.

Abbreviations Key

N/A Not Applicable N/AV Not Available N/C Not Collected N/R Not Reported I/S Insufficient Sample TBD To be determined

Waccamaw Middle School [Georgetown County]

SCHOOL PROFILE

	Our School	Change from Last Year	Middle Schools with Students Like Ours	Median Middle School
Students (n=436)				
Students enrolled in high school credit courses (grades 7 & 8)	34.8%	Up from 28.6%	48.2%	24.6%
Retention rate	1.1%	Up from 1.0%	0.3%	0.6%
Attendance rate	95.3%	Down from 95.4%	96.5%	95.9%
Served by gifted and talented program	41.2%	N/A	38.0%	18.5%
With disabilities	9.5%	N/A	9.5%	13.0%
Older than usual for grade	3.8%	N/A	3.1%	4.8%
Out-of-school suspensions or expulsions for violent and/or criminal offenses	0.0%	Down from 1.0%	0.8%	0.6%
Annual dropout rate	0.2%	Up from 0.0%	0.0%	0.0%
Teachers (n=27)				
Teachers with advanced degrees	81.5%	Up from 72.0%	63.6%	61.5%
Continuing contract teachers	85.2%	Down from 96.0%	85.3%	77.2%
Teachers returning from previous year	85.6%	Down from 88.5%	88.2%	85.9%
Teacher attendance rate	93.4%	Down from 93.9%	94.9%	94.9%
Average teacher salary*	\$54,138	Up 6.3%	\$47,770	\$47,313
Classes not taught by highly qualified teachers	8.5%	Up from 0.0%	2.3%	2.0%
Professional development days/teacher	7.9 days	Down from 10.3 days	7.9 days	10.1 days
School				
Principal's years at school	1.0	Down from 4.0	5.0	4.0
Student-teacher ratio in core subjects	26.8 to 1	Up from 25.1 to 1	25.4 to 1	22.1 to 1
Prime instructional time	86.9%	Down from 88.3%	90.0%	89.6%
Opportunities in the arts	Good	No Change	Good	Good
SACS accreditation	Yes	No Change	Yes	Yes
Parents attending conferences	57.0%	Down from 100.0%	99.2%	99.0%
Character development program	Average	Up from Below Average	Good	Good
Dollars spent per pupil**	\$7,911	Up 1.6%	\$6,307	\$7,239
Percent of expenditures for instruction**	58.0%	Down from 62.6%	62.0%	63.0%
Percent of expenditures for teacher salaries**	57.0%	Down from 61.2%	58.0%	61.0%
ESEA composite index score	85.1	Down from 89.1	90.9	83.5

* Length of contract = 185+ days.

** Prior year audited financial data available.

EVALUATION RESULTS

	Teachers	Students*	Parents*
Number of surveys returned	21	182	64
Percent satisfied with learning environment	85.7%	76.4%	85.9%
Percent satisfied with social and physical environment	90%	73.1%	84.6%
Percent satisfied with school-home relations	95.2%	86.8%	85.7%

*Only students at the highest middle school grade level at this school and their parents were included.

REPORT OF PRINCIPAL AND SCHOOL IMPROVEMENT COUNCIL

Waccamaw Middle School continues to strive for excellence in the academic arena. In order to reach our goal, teachers are involved on Professional Learning Teams (PLT's), balanced literacy projects and are encouraged to individualize their professional growth by attending conferences and self selected reading assignments. As result, we garnered our third Palmetto Gold Ranking.

Nearly half of our students participate on the various athletic teams, clubs and fine arts programs that are offered at the school. Several of these students also are a part of our feeder school's athletic program. For the fourth year in a row, the Waccamaw Middle School band has received an Outstanding Performance Award and a superior ranking at district, regional and state competitions. Two of our art students also received top honors at the Superintendent's Art Awards. The Waccamaw Middle School Academic Team also successfully defended our championship title for the district.

Educational partnerships were developed this year through Francis Marion University's Centers of Excellence Grant which was awarded to the guidance department. This grant allowed 25 students to job shadow at Clemson Extension and learn about water quality testing with Waccamaw Riverkeeper, complete service learning and participate on a college tour; thus enhancing their abilities to create postsecondary goals.

Waccamaw Middle School Student Council coordinated a community-wide bully awareness walk, and continued to support several programs that assist people in need. As a school we continued our humanitarian endeavors by our participation in Relay for Life to support cancer research and food drives for our local food banks. Each we also make donations of clothes and coats to the local Salvation Army and Goodwill.

Waccamaw Middle School benefitted through many partnerships this year. Through the efforts of local businesses, our PTSA and SIC, the students of Waccamaw Middle School were supported in the classrooms as well as the community. We were especially pleased that Massey's Pizza agreed to sponsor or character education program. Looking towards the future, we continue to strive to provide our students with a rigorous educational challenge to better prepare them to become responsible citizens and lifelong learners.

Mark Phillips, Ph.D.

Principal

Tom Eckard

SIC President

Comprehensive detail, including definitions of ratings, performance criteria, and explanations of status, is available on www.ed.sc.gov and www.eoc.sc.gov as well as school and school district websites.

Printed versions are available from school districts upon request.

Abbreviations Key

N/A Not Applicable N/AV Not Available N/C Not Collected N/R Not Reported I/S Insufficient Sample TBD To be determined

NI Newly Identified CSI Continuing School Improvement CA Corrective Action RP Plan to Restructure R Restructure DELAY School Improvement Status HOLD School Improvement Status