



SC Annual School Report Card Summary

Carvers Bay Middle School
 Georgetown County
 Grades: 6-8 Enrollment: 327
 Principal: Comeletia Pyatt
 Superintendent: Dr. H. Randall Dozier
 Board Chair: Mr. Jim Dumm

PERFORMANCE

Comprehensive detail, including definitions of ratings, performance criteria, and explanations of status, is available on www.ed.sc.gov and www.eoc.sc.gov as well as school and school district websites. Printed versions are available from school districts upon request.

YEAR	ABSOLUTE RATING	GROWTH RATING	PALMETTO GOLD AND SILVER AWARD		ESEA/FEDERAL ACCOUNTABILITY RATING SYSTEM	
			General Performance	Closing the Gap	ESEA Grade	Accountability Indicator
2013	Average	Average	TBD	TBD	F	N/A
2012	Average	Average	N/A	N/A	A	N/A
2011	Average	Average	Silver	N/A	Not Met	N/A

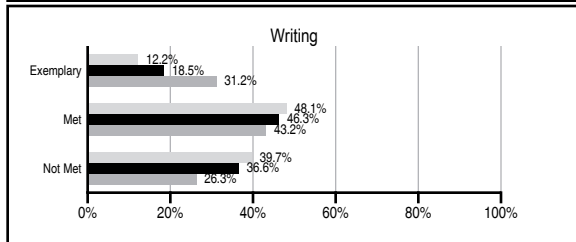
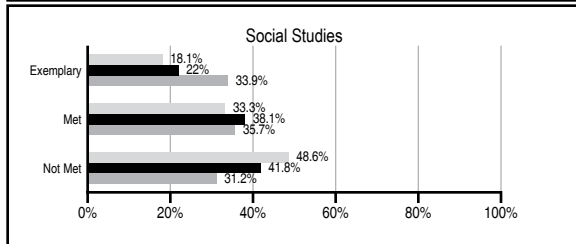
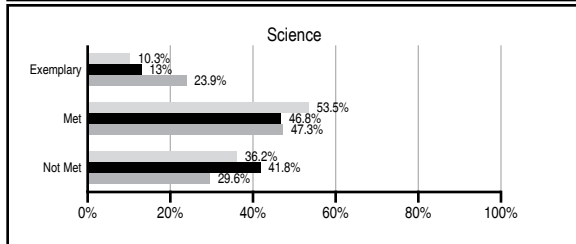
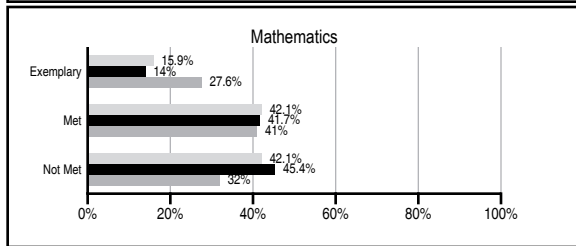
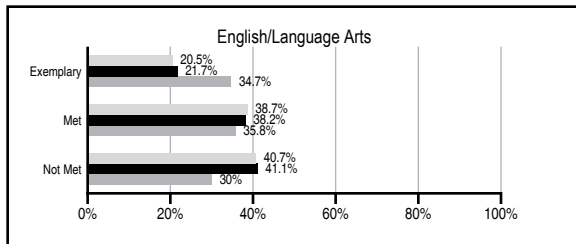
ABSOLUTE RATINGS OF MIDDLE SCHOOLS WITH STUDENTS LIKE OURS*

EXCELLENT	GOOD	AVERAGE	BELOW AVERAGE	AT-RISK
0	1	37	17	7

* Ratings are calculated with data available by 01/15/2014. Schools with Students Like Ours are Middle Schools with Poverty Indices of no more than 5% above or below the index for this school.

PASS PERFORMANCE

Our School Middle Schools with Students Like Ours Middle schools statewide



NAEP PERFORMANCE*

* Performance reported for SC and nation, data not available at school level. Percentages at NAEP Achievement Levels.



END OF COURSE TESTS - 2013

% of students scoring 70 or above on:	Our Middle School	Middle Schools with Students Like Ours
Algebra 1/Math for the Technologies 2	100.0	93.3
English 1	95.0	89.1
Physical Science	N/A	N/A
US History and the Constitution	N/A	N/A
All Subjects	97.5	93.5

SC PERFORMANCE VISION

By 2020 all students will graduate with the knowledge and skills necessary to compete successfully in the global economy, participate in a democratic society and contribute positively as members of families and communities.

Abbreviations Key

N/A Not Applicable N/AV Not Available N/C Not Collected N/R Not Reported I/S Insufficient Sample TBD To be determined

Carvers Bay Middle School [Georgetown County]

SCHOOL PROFILE

	Our School	Change from Last Year	Middle Schools with Students Like Ours	Median Middle School
Students (n=327)				
Students enrolled in high school credit courses (grades 7 & 8)	8.6%	Down from 12.7%	16.2%	24.6%
Retention rate	0.0%	Down from 1.8%	1.0%	0.6%
Attendance rate	96.1%	Up from 96.0%	95.5%	95.9%
Served by gifted and talented program	13.1%	N/A	10.5%	18.5%
With disabilities	15.0%	N/A	15.0%	13.0%
Older than usual for grade	9.3%	N/A	6.9%	4.8%
Out-of-school suspensions or expulsions for violent and/or criminal offenses	0.9%	No Change	0.6%	0.6%
Annual dropout rate	0.0%	No Change	0.0%	0.0%
Teachers (n=21)				
Teachers with advanced degrees	61.9%	Up from 60.0%	61.0%	61.5%
Continuing contract teachers	85.7%	Up from 75.0%	70.5%	77.2%
Teachers returning from previous year	82.1%	Up from 73.8%	82.4%	85.9%
Teacher attendance rate	93.6%	Down from 95.7%	94.9%	94.9%
Average teacher salary*	\$47,538	Up 4.1%	\$45,279	\$47,313
Classes not taught by highly qualified teachers	0.0%	No Change	1.7%	2.0%
Professional development days/teacher	9.8 days	Up from 8.6 days	10.2 days	10.1 days
School				
Principal's years at school	4.0	Up from 3.0	3.0	4.0
Student-teacher ratio in core subjects	18.7 to 1	Down from 22.7 to 1	20.0 to 1	22.1 to 1
Prime instructional time	88.2%	Down from 90.8%	89.3%	89.6%
Opportunities in the arts	Good	No Change	Good	Good
SACS accreditation	Yes	No Change	Yes	Yes
Parents attending conferences	99.7%	Down from 100.0%	99.4%	99.0%
Character development program	Average	No Change	Good	Good
Dollars spent per pupil**	\$8,859	Down 3.7%	\$8,441	\$7,239
Percent of expenditures for instruction**	50.0%	Down from 51.4%	62.0%	63.0%
Percent of expenditures for teacher salaries**	48.0%	Down from 48.9%	56.5%	61.0%
ESEA composite index score	46.6	Down from 91.4	63.9	83.5

* Length of contract = 185+ days.

** Prior year audited financial data available.

EVALUATION RESULTS

	Teachers	Students*	Parents*
Number of surveys returned	25	88	51
Percent satisfied with learning environment	100%	86.4%	92.1%
Percent satisfied with social and physical environment	100%	92.1%	86%
Percent satisfied with school-home relations	80%	85.2%	86.3%

*Only students at the highest middle school grade level at this school and their parents were included.

REPORT OF PRINCIPAL AND SCHOOL IMPROVEMENT COUNCIL

We are extremely proud of our accomplishments for the 2012-2013 school year. We appreciate the support of our parents and community. We are also grateful for the involvement of our PTO and SIC. Their dedication and commitment to our school has had a positive impact on our students.

Carvers Bay Middle School continues to provide an academic environment of high expectations for learning. Our objective remains for all students to have a positive learning experience and become lifelong learners. Students have worked hard this school year, and we continue to see growth. CBM continues to provide support to teachers through the use of a school level curriculum coach as well as district level curriculum coaches for each content area including technology. Our school remains vested in Professional Learning Teams that meet weekly to develop long and short-term goals regarding instructional practices to ensure student achievement.

This school year our main focus was continuing with school and district initiatives already in place. These initiatives are PBIS, Balanced Literacy in ELA, utilizing content area pacing in all areas, and the use of common assessments and MAP testing to assess students' progress throughout the year. The data provided from these assessments helped teachers develop plans for addressing identified areas of weakness and adjust instructional practices to move students towards the desired learning goals. With an emphasis placed on integrating technology into lessons, the new district technology coach was instrumental in helping teachers by visiting classrooms, modeling the use of new and engaging technology, and meeting with teachers to plan new ways to implement multi-media. During the upcoming school year, an emphasis will be placed on closing the achievement gap, maintaining a safe and nurturing environment for all students, and the implementation of the S.C. Common Core Standards. With the continued support and assistance of parents, community, and staff, we will provide the students of CBM the opportunity to receive the best education possible. Again, we extend our gratitude to the PTO and SIC committees which continue to support the efforts of our students, staff, and teachers. We would also like to express thanks to our teachers, staff, parents and community members for their commitment to hard work and their continuous efforts in school improvement which assuredly will result in academic gains for each student at CBM.

Rebecca McLean, SIC Chair
Comeletia Pyatt, Principal

Comprehensive detail, including definitions of ratings, performance criteria, and explanations of status, is available on www.ed.sc.gov and www.eoc.sc.gov as well as school and school district websites.

Printed versions are available from school districts upon request.

Abbreviations Key

N/A Not Applicable N/AV Not Available N/C Not Collected N/R Not Reported I/S Insufficient Sample TBD To be determined
NI Newly Identified CSI Continuing School Improvement CA Corrective Action RP Plan to Restructure R Restructure DELAY School Improvement Status HOLD School Improvement Status