



SC Annual School Report Card Summary

Rosemary Middle School
 Georgetown County
 Grades: 6-8 Enrollment: 495
 Principal: Michael J. Caviris
 Superintendent: Dr. H. Randall Dozier
 Board Chair: Mr. Jim Dumm

PERFORMANCE

Comprehensive detail, including definitions of ratings, performance criteria, and explanations of status, is available on www.ed.sc.gov and www.eoc.sc.gov as well as school and school district websites. Printed versions are available from school districts upon request.

YEAR	ABSOLUTE RATING	GROWTH RATING	PALMETTO GOLD AND SILVER AWARD		ESEA/FEDERAL ACCOUNTABILITY RATING SYSTEM	
			General Performance	Closing the Gap	ESEA Grade	Accountability Indicator
2013	Average	Average	TBD	TBD	D	Focus
2012	Average	Average	N/A	N/A	D	Focus
2011	Average	Average	Silver	N/A	Not Met	N/A

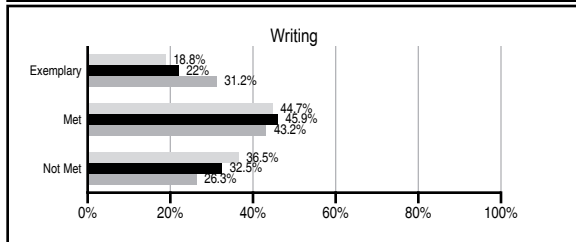
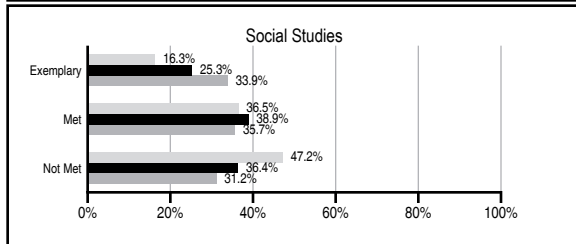
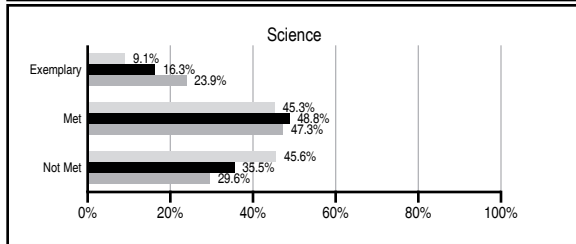
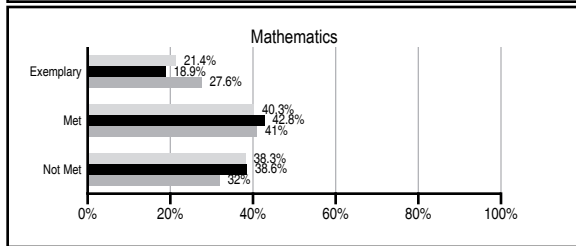
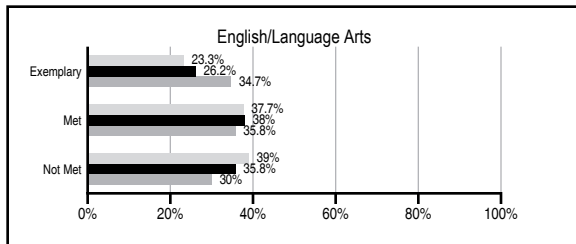
ABSOLUTE RATINGS OF MIDDLE SCHOOLS WITH STUDENTS LIKE OURS*

EXCELLENT	GOOD	AVERAGE	BELOW AVERAGE	AT-RISK
0	1	45	12	0

* Ratings are calculated with data available by 01/15/2014. Schools with Students Like Ours are Middle Schools with Poverty Indices of no more than 5% above or below the index for this school.

PASS PERFORMANCE

Our School Middle Schools with Students Like Ours Middle schools statewide



NAEP PERFORMANCE*

* Performance reported for SC and nation, data not available at school level. Percentages at NAEP Achievement Levels.



END OF COURSE TESTS - 2013

% of students scoring 70 or above on:	Our Middle School	Middle Schools with Students Like Ours
Algebra 1/Math for the Technologies 2	100.0	96.1
English 1	100.0	93.8
Physical Science	N/A	N/A
US History and the Constitution	N/A	N/A
All Subjects	100.0	96.3

SC PERFORMANCE VISION

By 2020 all students will graduate with the knowledge and skills necessary to compete successfully in the global economy, participate in a democratic society and contribute positively as members of families and communities.

Abbreviations Key

N/A Not Applicable N/AV Not Available N/C Not Collected N/R Not Reported I/S Insufficient Sample TBD To be determined

Rosemary Middle School [Georgetown County]

SCHOOL PROFILE

	Our School	Change from Last Year	Middle Schools with Students Like Ours	Median Middle School
Students (n=495)				
Students enrolled in high school credit courses (grades 7 & 8)	15.1%	Down from 19.5%	19.6%	24.6%
Retention rate	1.0%	Down from 1.1%	0.8%	0.6%
Attendance rate	95.3%	Up from 95.2%	95.6%	95.9%
Served by gifted and talented program	17.1%	N/A	15.2%	18.5%
With disabilities	12.4%	N/A	14.1%	13.0%
Older than usual for grade	7.3%	N/A	5.9%	4.8%
Out-of-school suspensions or expulsions for violent and/or criminal offenses	1.2%	Up from 0.6%	0.7%	0.6%
Annual dropout rate	0.0%	No Change	0.0%	0.0%
Teachers (n=35)				
Teachers with advanced degrees	65.7%	Up from 60.6%	60.1%	61.5%
Continuing contract teachers	57.1%	Down from 63.6%	75.0%	77.2%
Teachers returning from previous year	80.4%	Down from 81.9%	84.5%	85.9%
Teacher attendance rate	93.9%	Up from 91.6%	94.6%	94.9%
Average teacher salary*	\$46,737	Up 3.7%	\$46,460	\$47,313
Classes not taught by highly qualified teachers	4.2%	Up from 0.0%	1.9%	2.0%
Professional development days/teacher	9.1 days	Down from 12.5 days	11.1 days	10.1 days
School				
Principal's years at school	7.0	Up from 6.0	4.0	4.0
Student-teacher ratio in core subjects	20.2 to 1	Down from 21.9 to 1	21.2 to 1	22.1 to 1
Prime instructional time	88.2%	Up from 84.9%	89.0%	89.6%
Opportunities in the arts	Good	No Change	Good	Good
SACS accreditation	Yes	No Change	Yes	Yes
Parents attending conferences	98.1%	Down from 99.9%	99.0%	99.0%
Character development program	Good	No Change	Good	Good
Dollars spent per pupil**	\$8,705	Down 9.5%	\$7,092	\$7,239
Percent of expenditures for instruction**	55.0%	Up from 53.3%	63.0%	63.0%
Percent of expenditures for teacher salaries**	50.0%	Down from 50.9%	60.5%	61.0%
ESEA composite index score	60.3	Down from 68.6	76.9	83.5

* Length of contract = 185+ days.

** Prior year audited financial data available.

EVALUATION RESULTS

	Teachers	Students*	Parents*
Number of surveys returned	29	120	21
Percent satisfied with learning environment	86.2%	74.1%	85.7%
Percent satisfied with social and physical environment	79.3%	79.2%	90.9%
Percent satisfied with school-home relations	62.1%	89.9%	80%

*Only students at the highest middle school grade level at this school and their parents were included.

REPORT OF PRINCIPAL AND SCHOOL IMPROVEMENT COUNCIL

As principal of Rosemary Middle School, I am extremely proud of our many accomplishments this year. We are very proud of the involvement of our PTSA (Parent, Teacher, and Student Association), SIC (School Improvement Council), and our partnership with various businesses in the Andrews area. We appreciate the support of our parents and community. Their dedication and commitment to our school has made a positive difference for our staff and students.

Our students have worked particularly hard this past school year. We look forward to achieving AYP and are very proud of the gains that we have shown during this school year. We are also excited to announce that almost 80% of our students qualified for the discipline free field trip in May. As always we will continue to make the necessary improvements to ensure that all students at Rosemary Middle School are given an opportunity to be rewarded for excellence.

Our dedicated faculty and staff continue to be committed to improving student achievement. The establishment of the Professional Learning Teams across the curriculum has allowed for our teachers to learn and share a variety of proven teaching strategies. Last year's professional development focused on understanding and implementing the Common Core Standards. Our teachers have attended several staff developments focusing on creating useful strategies to implement these standards. As in the past we have continued to infuse technology to better equip our students for their future endeavors.

Our students received numerous academic awards this past school year. A few of these awards include students representing our school at the state level in the Geography Bee and Low Country Spelling Bee. The 2012-2013 Academic Fair Team came in first place this year, as well. We are extremely proud of our award winning musical department featuring programs in Band, Chorus and Show Choir. In the upcoming year, emphasis will continue in closing the achievement gap and maintaining a safe and nurturing environment. With the continued help and support of our community, parents, and staff, we are able to ensure our students will have the opportunity to receive an appropriate education.

Michael J. Caviris, Principal
Michele Bland, SIC Chairperson

Comprehensive detail, including definitions of ratings, performance criteria, and explanations of status, is available on www.ed.sc.gov and www.eoc.sc.gov as well as school and school district websites.

Printed versions are available from school districts upon request.

Abbreviations Key

N/A Not Applicable N/AV Not Available N/C Not Collected N/R Not Reported I/S Insufficient Sample TBD To be determined

NI Newly Identified CSI Continuing School Improvement CA Corrective Action RP Plan to Restructure R Restructure DELAY School Improvement Status HOLD School Improvement Status