



SC Annual School Report Card Summary

Georgetown Middle School
 Georgetown County
 Grades: 6-8 Enrollment: 901
 Principal: Rosemary Gray
 Superintendent: Dr. H. Randall Dozier
 Board Chair: Mr. Jim Dumm

PERFORMANCE

Comprehensive detail, including definitions of ratings, performance criteria, and explanations of status, is available on www.ed.sc.gov and www.eoc.sc.gov as well as school and school district websites. Printed versions are available from school districts upon request.

YEAR	ABSOLUTE RATING	GROWTH RATING	PALMETTO GOLD AND SILVER AWARD		ESEA/FEDERAL ACCOUNTABILITY RATING SYSTEM	
			General Performance	Closing the Gap	ESEA Grade	Accountability Indicator
2013	Average	Average	TBD	TBD	C	N/A
2012	Average	Average	N/A	N/A	C	N/A
2011	Average	Average	Silver	N/A	Not Met	N/A

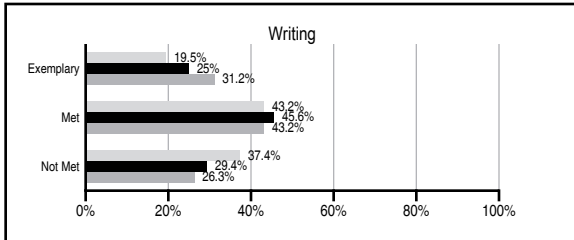
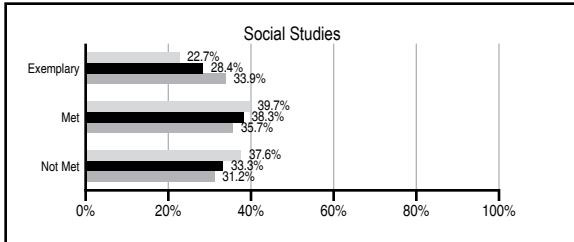
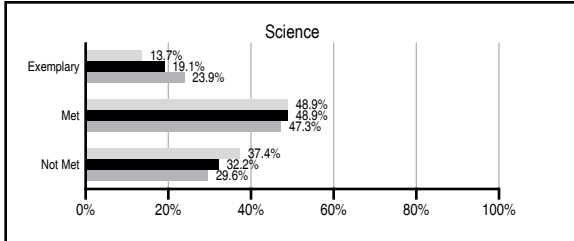
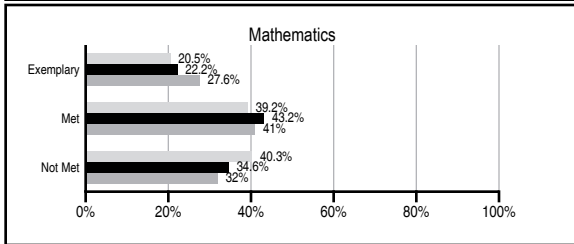
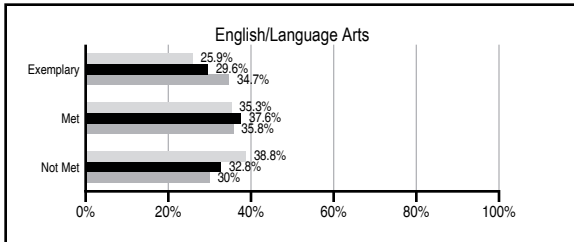
ABSOLUTE RATINGS OF MIDDLE SCHOOLS WITH STUDENTS LIKE OURS*

EXCELLENT	GOOD	AVERAGE	BELOW AVERAGE	AT-RISK
1	6	47	6	0

* Ratings are calculated with data available by 01/15/2014. Schools with Students Like Ours are Middle Schools with Poverty Indices of no more than 5% above or below the index for this school.




PASS PERFORMANCE

Our School Middle Schools with Students Like Ours Middle schools statewide



NAEP PERFORMANCE*

* Performance reported for SC and nation, data not available at school level. Percentages at NAEP Achievement Levels.



END OF COURSE TESTS - 2013

% of students scoring 70 or above on:	Our Middle School	Middle Schools with Students Like Ours
Algebra 1/Math for the Technologies 2	100.0	96.7
English 1	96.8	96.1
Physical Science	N/A	N/A
US History and the Constitution	N/A	N/A
All Subjects	98.3	96.8

SC PERFORMANCE VISION

By 2020 all students will graduate with the knowledge and skills necessary to compete successfully in the global economy, participate in a democratic society and contribute positively as members of families and communities.

Abbreviations Key

N/A Not Applicable N/AV Not Available N/C Not Collected N/R Not Reported I/S Insufficient Sample TBD To be determined

Georgetown Middle School [Georgetown County]

SCHOOL PROFILE

	Our School	Change from Last Year	Middle Schools with Students Like Ours	Median Middle School
Students (n=901)				
Students enrolled in high school credit courses (grades 7 & 8)	33.2%	Up from 13.3%	22.6%	24.6%
Retention rate	1.0%	Down from 1.7%	0.8%	0.6%
Attendance rate	94.8%	Down from 95.1%	95.6%	95.9%
Served by gifted and talented program	16.7%	N/A	16.7%	18.5%
With disabilities	14.2%	N/A	14.1%	13.0%
Older than usual for grade	6.8%	N/A	5.8%	4.8%
Out-of-school suspensions or expulsions for violent and/or criminal offenses	0.8%	Up from 0.6%	0.7%	0.6%
Annual dropout rate	0.0%	No Change	0.0%	0.0%
Teachers (n=56)				
Teachers with advanced degrees	58.9%	Up from 58.0%	58.6%	61.5%
Continuing contract teachers	71.4%	Down from 76.0%	76.0%	77.2%
Teachers returning from previous year	88.4%	Up from 84.3%	84.9%	85.9%
Teacher attendance rate	94.4%	Up from 93.8%	94.6%	94.9%
Average teacher salary*	\$47,338	Up 0.8%	\$46,488	\$47,313
Classes not taught by highly qualified teachers	2.0%	Up from 0.0%	1.9%	2.0%
Professional development days/teacher	11.1 days	Up from 9.6 days	11.1 days	10.1 days
School				
Principal's years at school	8.0	Up from 7.0	5.0	4.0
Student-teacher ratio in core subjects	23.7 to 1	Up from 23.3 to 1	21.9 to 1	22.1 to 1
Prime instructional time	86.7%	Up from 86.3%	89.3%	89.6%
Opportunities in the arts	Excellent	No Change	Good	Good
SACS accreditation	Yes	No Change	Yes	Yes
Parents attending conferences	99.3%	Up from 98.5%	98.2%	99.0%
Character development program	Good	Up from Below Average	Good	Good
Dollars spent per pupil**	\$6,453	Down 7.9%	\$7,066	\$7,239
Percent of expenditures for instruction**	63.0%	Down from 64.2%	63.0%	63.0%
Percent of expenditures for teacher salaries**	61.0%	Down from 62.5%	60.0%	61.0%
ESEA composite index score	73.2	Down from 75.7	79.2	83.5

* Length of contract = 185+ days.

** Prior year audited financial data available.

REPORT OF PRINCIPAL AND SCHOOL IMPROVEMENT COUNCIL

At Georgetown Middle School, we believe that all members of the community must be life-long learners in order for the community to remain healthy and to continue to grow. We believe that all children can learn, and they will rise to the level that teachers and parents expect them to. Our teachers have high expectations for all of their students, regardless of their current achievement levels or any learning challenges they may face. GMS teachers strive to develop independent, critical thinkers who display positive character traits of good citizenship.

We want all of our students to be inspired with a desire to learn as they go through their middle school years. We want their experiences here at Georgetown Middle School to be rich and to provide them with the tools they will need to be successful in high school. One of our main focuses is literacy across the curriculum. Our students are reading and writing more than they ever have. Research shows that the more students read and write, the higher the improvement in all academic areas. Another focus we have is common planning and assessments. Our teachers plan and assess by grade level / subject area. They are able to discuss best teaching practices and to develop assessments that are rigorous so that students are challenged in their thinking.

One of the correlates of an effective school is a safe and orderly environment. Without a safe and orderly environment, quality instruction and learning cannot occur. One of our administration's main goals is to ensure that parents, students, and teachers feel confident in the fact that their school is safe. We are committed to keeping our school free from violence and bullying. We are happy to report that this past year, we implemented the PBIS (Positive Behavior Interventions and Support) process in our school, which involves a commitment to teaching and reinforcing responsible, respectful, courteous, and kind behavior to our students.

Our objective is for all students to become excited about learning as a result of having attended Georgetown Middle School. We want our students to be equipped with the essential tools to establish and maintain healthy and responsible relationships, enhance their self-confidence, and develop positive attitudes toward learning, toward the adults in their lives, and toward life in general.

EVALUATION RESULTS

	Teachers	Students*	Parents*
Number of surveys returned	19	258	35
Percent satisfied with learning environment	89.5%	74.4%	82.8%
Percent satisfied with social and physical environment	88.9%	70.7%	77.8%
Percent satisfied with school-home relations	78.9%	81.4%	85.7%

*Only students at the highest middle school grade level at this school and their parents were included.

Comprehensive detail, including definitions of ratings, performance criteria, and explanations of status, is available on www.ed.sc.gov and www.eoc.sc.gov as well as school and school district websites.

Printed versions are available from school districts upon request.

Abbreviations Key

N/A Not Applicable N/AV Not Available N/C Not Collected N/R Not Reported I/S Insufficient Sample TBD To be determined

NI Newly Identified CSI Continuing School Improvement CA Corrective Action RP Plan to Restructure R Restructure DELAY School Improvement Status HOLD School Improvement Status