



SC Annual School Report Card Summary

Johnsonville Middle School
 Florence 5
 Grades: 5-8 Enrollment: 440
 Principal: Randy Willis
 Superintendent: Robert R. Smiley
 Board Chair: Chris Marsh

PERFORMANCE

Comprehensive detail, including definitions of ratings, performance criteria, and explanations of status, is available on www.ed.sc.gov and www.eoc.sc.gov as well as school and school district websites. Printed versions are available from school districts upon request.

YEAR	ABSOLUTE RATING	GROWTH RATING	PALMETTO GOLD AND SILVER AWARD		ESEA/FEDERAL ACCOUNTABILITY RATING SYSTEM	
			General Performance	Closing the Gap	ESEA Grade	Accountability Indicator
2013	Average	Good	TBD	TBD	B	N/A
2012	Average	Average	N/A	N/A	B	N/A
2011	Average	Good	Silver	N/A	Not Met	N/A

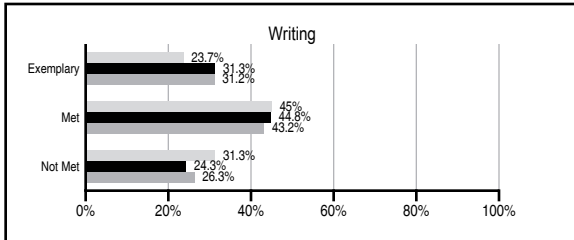
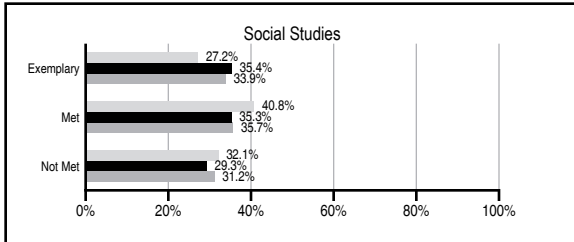
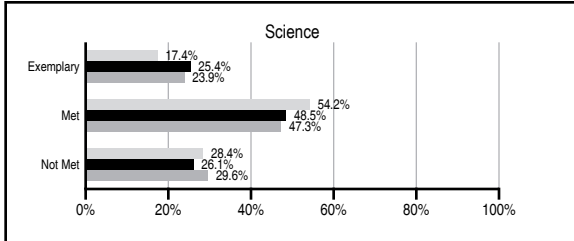
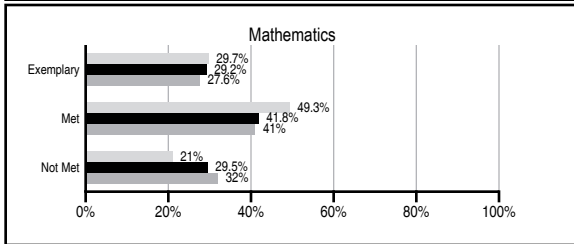
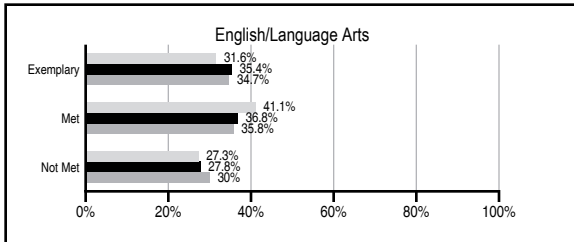
ABSOLUTE RATINGS OF MIDDLE SCHOOLS WITH STUDENTS LIKE OURS*

EXCELLENT	GOOD	AVERAGE	BELOW AVERAGE	AT-RISK
5	17	38	1	1

* Ratings are calculated with data available by 01/15/2014. Schools with Students Like Ours are Middle Schools with Poverty Indices of no more than 5% above or below the index for this school.

PASS PERFORMANCE

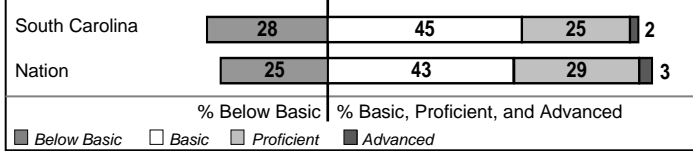
Our School
 Middle Schools with Students Like Ours
 Middle schools statewide



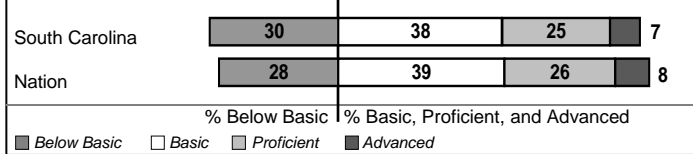
NAEP PERFORMANCE*

* Performance reported for SC and nation, data not available at school level. Percentages at NAEP Achievement Levels.

READING – GRADE 8 (2011)



MATH – GRADE 8 (2011)



SCIENCE – GRADE 8 (2011)



END OF COURSE TESTS - 2013

% of students scoring 70 or above on:	Our Middle School	Middle Schools with Students Like Ours
Algebra 1/Math for the Technologies 2	100.0	96.4
English 1	100.0	96.6
Physical Science	N/A	N/A
US History and the Constitution	N/A	N/A
All Subjects	100.0	96.1

SC PERFORMANCE VISION

By 2020 all students will graduate with the knowledge and skills necessary to compete successfully in the global economy, participate in a democratic society and contribute positively as members of families and communities.

Abbreviations Key

N/A Not Applicable N/AV Not Available N/C Not Collected N/R Not Reported I/S Insufficient Sample TBD To be determined

Johnsonville Middle School [Florence 5]

SCHOOL PROFILE

	Our School	Change from Last Year	Middle Schools with Students Like Ours	Median Middle School
Students (n=440)				
Students enrolled in high school credit courses (grades 7 & 8)	19.5%	Up from 14.7%	24.6%	24.6%
Retention rate	0.5%	Down from 1.9%	0.7%	0.6%
Attendance rate	95.1%	Down from 95.7%	95.7%	95.9%
Served by gifted and talented program	20.4%	N/A	20.3%	18.5%
With disabilities	19.7%	N/A	14.3%	13.0%
Older than usual for grade	8.2%	N/A	5.7%	4.8%
Out-of-school suspensions or expulsions for violent and/or criminal offenses	0.0%	Down from 0.2%	0.8%	0.6%
Annual dropout rate	0.0%	No Change	0.0%	0.0%
Teachers (n=24)				
Teachers with advanced degrees	58.3%	Down from 60.9%	61.3%	61.5%
Continuing contract teachers	95.8%	Up from 95.7%	83.3%	77.2%
Teachers returning from previous year	85.0%	Down from 90.4%	87.7%	85.9%
Teacher attendance rate	94.9%	Down from 95.1%	94.6%	94.9%
Average teacher salary*	\$50,171	Up 6.8%	\$48,342	\$47,313
Classes not taught by highly qualified teachers	3.9%	Up from 3.6%	0.8%	2.0%
Professional development days/teacher	10.9 days	Down from 11.7 days	9.8 days	10.1 days
School				
Principal's years at school	5.0	Up from 4.0	5.0	4.0
Student-teacher ratio in core subjects	21.4 to 1	Down from 26.0 to 1	22.3 to 1	22.1 to 1
Prime instructional time	88.9%	Down from 89.3%	89.3%	89.6%
Opportunities in the arts	Good	No Change	Good	Good
SACS accreditation	No	No Change	Yes	Yes
Parents attending conferences	96.6%	Up from 93.3%	99.4%	99.0%
Character development program	Below Average	No Change	Good	Good
Dollars spent per pupil**	\$6,367	Down 4.2%	\$7,125	\$7,239
Percent of expenditures for instruction**	61.0%	Down from 62.5%	64.0%	63.0%
Percent of expenditures for teacher salaries**	60.0%	Down from 61.1%	62.0%	61.0%
ESEA composite index score	83.3	Down from 84.3	84.5	83.5

* Length of contract = 185+ days.

** Prior year audited financial data available.

EVALUATION RESULTS

	Teachers	Students*	Parents*
Number of surveys returned	28	102	77
Percent satisfied with learning environment	92.9%	76.4%	79.2%
Percent satisfied with social and physical environment	96.4%	77.7%	79.4%
Percent satisfied with school-home relations	85.2%	71.9%	78.5%

*Only students at the highest middle school grade level at this school and their parents were included.

REPORT OF PRINCIPAL AND SCHOOL IMPROVEMENT COUNCIL

REPORT OF PRINCIPAL AND SCHOOL IMPROVEMENT COUNCIL

This has been another exciting and successful year at Johnsonville Middle School. As we continue working on Making Middle Grades Work, all the credit goes to our students, faculty, staff, parents, and stakeholders who have established and attained impressive goals with tremendous enthusiasm. Our students' creativity and academic excellence have resulted in awards and recognition at various events throughout the year.

JMS had five eighth grade students qualify as Junior Scholars. The Mock Trial Team won the regional competition. We had five students win special recognition. JMS participated in the State Jr. Beta Club Convention and placed second in sculpture. They also won first place in "Spotlight Your Club" and "Colored Photography". Our academic challenge team completed another successful year by having an undefeated regular season. JMS had successful seasons in football, and girls and boys basketball. Many of our students participated in spring sports at Johnsonville High School.

JMS demonstrated excellent citizenship through various service projects sponsored by the Student Council, Jr. Beta Club, and Fellowship of Christian Athletes. The student council collected over 2000 non perishable food items which were donated to Caring and Sharing. The Jr. Beta Club sponsored an "Extreme Pink Day" raising breast cancer awareness. Ms. Myra Owens' sixth grade social studies classes performed numerous service projects throughout the community. Ms. Rhonda Daniel's fifth grade social studies classes completed a bio-bottle project where students decorated two liter bottles in the likeness of a famous American and did a presentation to the class on their research. Other events hosted by JMS included a Grandparent's Day luncheon, Parents' Day luncheon, Sons of Confederate Veterans Civil War presentation, and served as a site for recreation league volleyball and basketball games.

JMS used a variety of available technology, including MAP testing, SMART boards, Mimeoos, A CCC Lab, A STAR lab, Content Click, JMS website, a school newspaper, and a teachers' website.

Ms. Allana Prosser was recognized as 2013 SCASA Assistant Principal of the Year. Ms. Brandi Weed was recognized as JMS Teacher of the Year.

Through all stakeholders working together, we have achieved many of the goals that were established for this year.

Randy Willis, Principal
Donna Gaye Tanner, SIC Chairperson

Comprehensive detail, including definitions of ratings, performance criteria, and explanations of status, is available on www.ed.sc.gov and www.eoc.sc.gov as well as school and school district websites.

Printed versions are available from school districts upon request.

Abbreviations Key

N/A Not Applicable N/AV Not Available N/C Not Collected N/R Not Reported I/S Insufficient Sample TBD To be determined
NI Newly Identified CSI Continuing School Improvement CA Corrective Action RP Plan to Restructure R Restructure DELAY School Improvement Status HOLD School Improvement Status