



SC Annual School Report Card Summary

**J. Paul Truluck Middle
 Florence 3
 Grades: 6-8 Enrollment: 350
 Principal: Ned Blake
 Superintendent: Dr. V. Keith Callicutt
 Board Chair: Dr. Julia Mims**

PERFORMANCE

Comprehensive detail, including definitions of ratings, performance criteria, and explanations of status, is available on www.ed.sc.gov and www.eoc.sc.gov as well as school and school district websites. Printed versions are available from school districts upon request.

YEAR	ABSOLUTE RATING	GROWTH RATING	PALMETTO GOLD AND SILVER AWARD		ESEA/FEDERAL ACCOUNTABILITY RATING SYSTEM	
			General Performance	Closing the Gap	ESEA Grade	Accountability Indicator
2013	Average	Excellent	TBD	TBD	F	N/A
2012	Average	Average	N/A	N/A	C	N/A
2011	Below Average	Average	Silver	N/A	Not Met	N/A

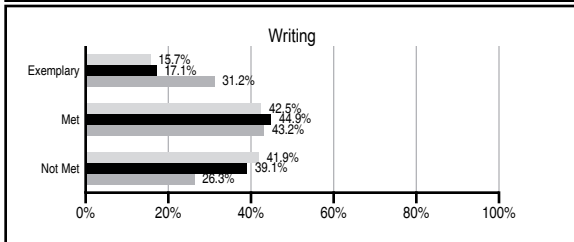
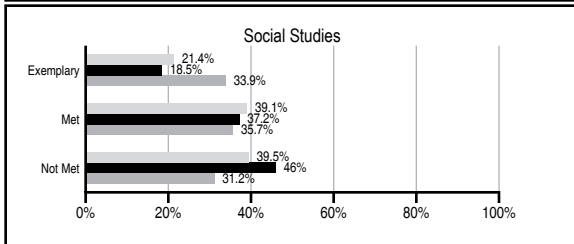
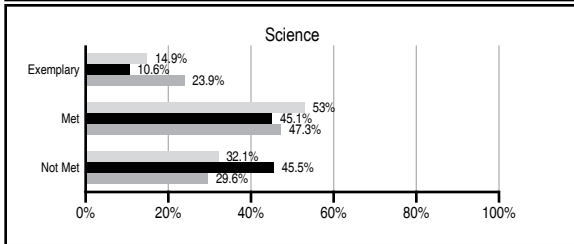
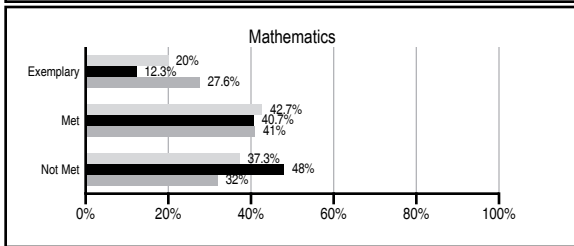
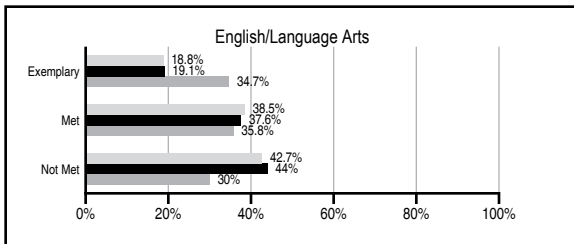
ABSOLUTE RATINGS OF MIDDLE SCHOOLS WITH STUDENTS LIKE OURS*

EXCELLENT	GOOD	AVERAGE	BELOW AVERAGE	AT-RISK
0	1	32	26	13

* Ratings are calculated with data available by 01/15/2014. Schools with Students Like Ours are Middle Schools with Poverty Indices of no more than 5% above or below the index for this school.

PASS PERFORMANCE

Our School Middle Schools with Students Like Ours Middle schools statewide



NAEP PERFORMANCE*

* Performance reported for SC and nation, data not available at school level. Percentages at NAEP Achievement Levels.



END OF COURSE TESTS - 2013

% of students scoring 70 or above on:	Our Middle School	Middle Schools with Students Like Ours
Algebra 1/Math for the Technologies 2	100.0	91.2
English 1	100.0	87.2
Physical Science	N/A	N/A
US History and the Constitution	N/A	N/A
All Subjects	100.0	91.2

SC PERFORMANCE VISION

By 2020 all students will graduate with the knowledge and skills necessary to compete successfully in the global economy, participate in a democratic society and contribute positively as members of families and communities.

Abbreviations Key

N/A Not Applicable N/AV Not Available N/C Not Collected N/R Not Reported I/S Insufficient Sample TBD To be determined

J. Paul Truluck Middle [Florence 3]

SCHOOL PROFILE

	Our School	Change from Last Year	Middle Schools with Students Like Ours	Median Middle School
Students (n=350)				
Students enrolled in high school credit courses (grades 7 & 8)	28.9%	Up from 18.7%	14.3%	24.6%
Retention rate	0.0%	Down from 0.3%	0.7%	0.6%
Attendance rate	95.8%	Down from 96.0%	95.3%	95.9%
Served by gifted and talented program	9.6%	N/A	7.7%	18.5%
With disabilities	21.2%	N/A	15.8%	13.0%
Older than usual for grade	7.1%	N/A	7.0%	4.8%
Out-of-school suspensions or expulsions for violent and/or criminal offenses	0.0%	No Change	0.5%	0.6%
Annual dropout rate	0.0%	No Change	0.0%	0.0%
Teachers (n=17)				
Teachers with advanced degrees	52.9%	Up from 50.0%	61.1%	61.5%
Continuing contract teachers	64.7%	Down from 94.4%	71.4%	77.2%
Teachers returning from previous year	83.1%	Up from 76.6%	81.4%	85.9%
Teacher attendance rate	95.2%	Down from 97.0%	95.1%	94.9%
Average teacher salary*	\$41,050	Up 3.0%	\$45,015	\$47,313
Classes not taught by highly qualified teachers	0.0%	No Change	2.4%	2.0%
Professional development days/teacher	2.2 days	Down from 13.7 days	9.6 days	10.1 days
School				
Principal's years at school	3.0	Up from 2.0	3.0	4.0
Student-teacher ratio in core subjects	23.8 to 1	Down from 26.6 to 1	18.8 to 1	22.1 to 1
Prime instructional time	89.9%	Down from 92.1%	89.3%	89.6%
Opportunities in the arts	Good	No Change	Good	Good
SACS accreditation	Yes	No Change	Yes	Yes
Parents attending conferences	98.5%	Up from 96.4%	99.2%	99.0%
Character development program	Excellent	No Change	Good	Good
Dollars spent per pupil**	\$7,773	Down 11.2%	\$8,825	\$7,239
Percent of expenditures for instruction**	53.0%	Up from 45.5%	61.5%	63.0%
Percent of expenditures for teacher salaries**	50.0%	Up from 42.2%	56.0%	61.0%
ESEA composite index score	59.6	Down from 79.6	59.8	83.5

* Length of contract = 185+ days.

** Prior year audited financial data available.

EVALUATION RESULTS

	Teachers	Students*	Parents*
Number of surveys returned	17	113	63
Percent satisfied with learning environment	100%	75.2%	84.1%
Percent satisfied with social and physical environment	100%	75.9%	84.2%
Percent satisfied with school-home relations	83.3%	87.6%	79.7%

*Only students at the highest middle school grade level at this school and their parents were included.

REPORT OF PRINCIPAL AND SCHOOL IMPROVEMENT COUNCIL

J. Paul Truluck Middle School, in partnership with its families, students, and the community, began the school year by promoting the theme, "Committed to Excellence." All students, faculty, and staff signed a banner that pledged their commitment to academic excellence. The banner currently resides in the foyer of the school. Students are reminded daily of the mission statement in order to keep them focused on achieving academic success in all endeavors. We dedicated all of our resources, instructional programs, and efforts to upholding this mission.

Throughout the school year, J. Paul Truluck Middle School has placed significance on providing an atmosphere that promotes academic excellence. Twenty-one students were inducted into the J. Paul Truluck Middle School Junior Beta Club. Eighth grade and Gifted and Talented students participated in the National History Day research project. In addition, 100% of Algebra I and English I students passed the End of Course examination this school year. Our school yielded three South Carolina Junior Scholars this year and we look forward to increasing the number of recipients in the future. We continue to conduct quarterly awards programs to recognize our students for outstanding academics and character.

To prepare students to be productive members of society in the twenty-first century a priority was placed on improving literacy during the 2012-2013 school year. An emphasis was placed on developing a "love" for reading by providing a wide variety of books and an allotted time for students to read during the school day. Reading Counts field trips were sponsored each nine weeks to reward those students who met their goals. Over three-hundred seventy children were able to participate in these fun events. Teachers in science and social studies classes emphasized the use of informational text to prepare students for the implementation stages of the Common Core State Standards.

In an effort to educate well-rounded students, we continue to focus on our character education program. Through this program, students and staff participate in Khaki Wednesdays, during which students "dress for success" and Writing Wednesdays, during which teachers send congratulatory postcards home to students who have demonstrated outstanding character and/or academic performance throughout the week. Through community service projects such as the Arbor Day, Breast Cancer Awareness fundraisers, "adopting" senior citizens at Christmas, Hoops for Hearts, and the March of Dimes, students were taught the importance of giving to others and being involved in our community.

Through the commitment of our students and the will of our faculty/staff, J. Paul Truluck Middle was the proud recipient of a value-added score of 5 for the first time. A five is the highest score in reaching expected student growth that a school can receive as set forth by the National Institute for Excellence in Teaching. The achievement is large in part to the continued implementation of the TAP System for Teacher and Student Advancement. Through on-site professional development, tracking individual student growth on our data wall, and differentiating instruction for individual learners through single-gender intervention blocks, student achievement continues to increase. Moreover, we will continue to collaborate with parents, community members, district staff, and other stakeholders in order to promote a safe and rigorous learning environment where students strive to maintain a high level of academic excellence.

Comprehensive detail, including definitions of ratings, performance criteria, and explanations of status, is available on www.ed.sc.gov and www.eoc.sc.gov as well as school and school district websites.

Printed versions are available from school districts upon request.

Abbreviations Key

N/A Not Applicable N/AV Not Available N/C Not Collected N/R Not Reported I/S Insufficient Sample TBD To be determined

NI Newly Identified CSI Continuing School Improvement CA Corrective Action RP Plan to Restructure R Restructure DELAY School Improvement Status HOLD School Improvement Status