



SC Annual School Report Card Summary

Sneed Middle School
 Florence 1
 Grades: 7-8 Enrollment: 965
 Principal: Tony Lunsford
 Superintendent: Allie E. Brooks
 Board Chair: Porter Stewart

PERFORMANCE

Comprehensive detail, including definitions of ratings, performance criteria, and explanations of status, is available on www.ed.sc.gov and www.eoc.sc.gov as well as school and school district websites. Printed versions are available from school districts upon request.

YEAR	ABSOLUTE RATING	GROWTH RATING	PALMETTO GOLD AND SILVER AWARD		ESEA/FEDERAL ACCOUNTABILITY RATING SYSTEM	
			General Performance	Closing the Gap	ESEA Grade	Accountability Indicator
2013	Good	Average	TBD	TBD	B	N/A
2012	Good	Good	Silver	N/A	C	N/A
2011	Good	Good	Silver	N/A	Not Met	N/A

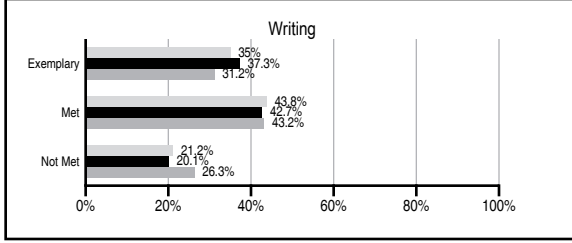
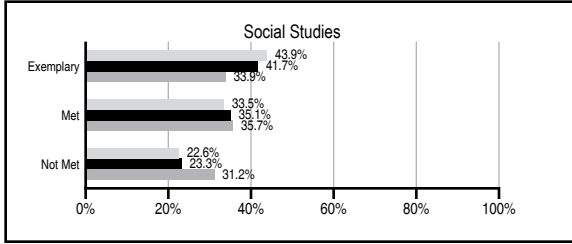
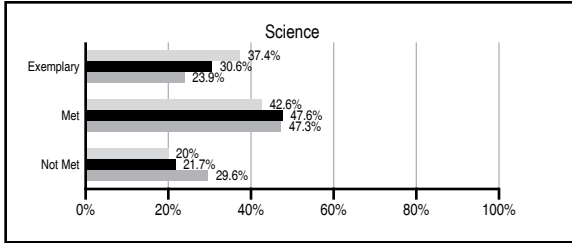
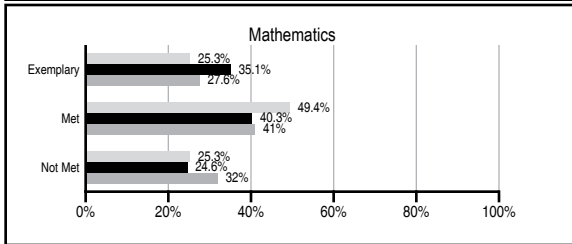
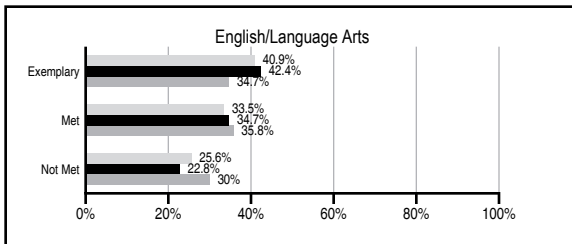
ABSOLUTE RATINGS OF MIDDLE SCHOOLS WITH STUDENTS LIKE OURS*

EXCELLENT	GOOD	AVERAGE	BELOW AVERAGE	AT-RISK
13	17	11	0	0

* Ratings are calculated with data available by 01/15/2014. Schools with Students Like Ours are Middle Schools with Poverty Indices of no more than 5% above or below the index for this school.

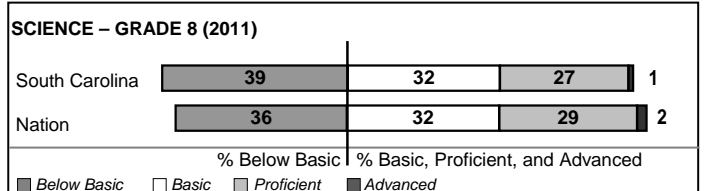
PASS PERFORMANCE

Our School Middle Schools with Students Like Ours Middle schools statewide



NAEP PERFORMANCE*

* Performance reported for SC and nation, data not available at school level. Percentages at NAEP Achievement Levels.



END OF COURSE TESTS - 2013

% of students scoring 70 or above on:	Our Middle School	Middle Schools with Students Like Ours
Algebra 1/Math for the Technologies 2	100.0	98.3
English 1	98.9	94.6
Physical Science	N/A	N/A
US History and the Constitution	N/A	0
All Subjects	99.4	97.7

SC PERFORMANCE VISION

By 2020 all students will graduate with the knowledge and skills necessary to compete successfully in the global economy, participate in a democratic society and contribute positively as members of families and communities.

Abbreviations Key

N/A Not Applicable N/AV Not Available N/C Not Collected N/R Not Reported I/S Insufficient Sample TBD To be determined

Sneed Middle School [Florence 1]

SCHOOL PROFILE

	Our School	Change from Last Year	Middle Schools with Students Like Ours	Median Middle School
Students (n=965)				
Students enrolled in high school credit courses (grades 7 & 8)	9.0%	Down from 16.9%	25.9%	24.6%
Retention rate	0.8%	Down from 1.3%	0.4%	0.6%
Attendance rate	96.4%	Down from 96.8%	96.3%	95.9%
Served by gifted and talented program	17.8%	N/A	24.1%	18.5%
With disabilities	16.5%	N/A	11.7%	13.0%
Older than usual for grade	6.3%	N/A	3.9%	4.8%
Out-of-school suspensions or expulsions for violent and/or criminal offenses	1.9%	Up from 0.7%	0.6%	0.6%
Annual dropout rate	0.0%	No Change	0.0%	0.0%
Teachers (n=54)				
Teachers with advanced degrees	53.7%	Down from 63.5%	62.7%	61.5%
Continuing contract teachers	90.7%	Down from 96.2%	78.9%	77.2%
Teachers returning from previous year	88.5%	Down from 92.4%	88.4%	85.9%
Teacher attendance rate	94.4%	Down from 99.6%	94.5%	94.9%
Average teacher salary*	\$48,629	Down 1.3%	\$47,733	\$47,313
Classes not taught by highly qualified teachers	0.0%	Down from 4.8%	1.1%	2.0%
Professional development days/teacher	2.9 days	Up from 1.4 days	11.4 days	10.1 days
School				
Principal's years at school	7.0	Up from 6.0	5.0	4.0
Student-teacher ratio in core subjects	26.1 to 1	Up from 25.4 to 1	23.8 to 1	22.1 to 1
Prime instructional time	89.5%	Down from 95.9%	89.8%	89.6%
Opportunities in the arts	Good	No Change	Good	Good
SACS accreditation	Yes	No Change	Yes	Yes
Parents attending conferences	100.0%	Up from 99.1%	99.8%	99.0%
Character development program	Good	No Change	Good	Good
Dollars spent per pupil**	\$6,410	Down 3.2%	\$6,697	\$7,239
Percent of expenditures for instruction**	65.0%	Down from 66.1%	65.0%	63.0%
Percent of expenditures for teacher salaries**	64.0%	Down from 64.8%	63.0%	61.0%
ESEA composite index score	88.6	Up from 79.7	87.9	83.5

* Length of contract = 185+ days.

** Prior year audited financial data available.

EVALUATION RESULTS

	Teachers	Students*	Parents*
Number of surveys returned	49	401	163
Percent satisfied with learning environment	91.9%	71%	88.3%
Percent satisfied with social and physical environment	95.8%	73.8%	78.3%
Percent satisfied with school-home relations	77.6%	84.2%	68.4%

*Only students at the highest middle school grade level at this school and their parents were included.

REPORT OF PRINCIPAL AND SCHOOL IMPROVEMENT COUNCIL

Henry L. Sneed Middle School began its mission of educating young people in 1994. Since its inception, faculty and staff have continued its commitment to provide a balanced, well-rounded education which will prepare students to be successful in high school. This year we taught a record number of over 950 students to become responsible citizens and lifelong learners.

In the classroom, our teachers and students continue to exhibit a high level of excellence. During the 2012-2013 school year, Sneed earned a "Good" overall rating for the third consecutive year from the South Carolina Department of Education and again earned the Palmetto Silver Award. Veteran educator and guidance counselor Denise Long was selected as Sneed's Teacher of the Year. Custodian Bernard Gee was selected as our Support Person of the Year for his hard work and dedication to our school. Our standardized MAP and PASS test scores remain at a high level. We utilize the latest emerging technologies in our classrooms as we move deeper into the 21st century. Sneed students have excelled in academic and creative competitions. This year fifteen 7th graders were recognized by the Duke University Talent Identification Program for high test scores in Reading, Math and Writing. The Pee Dee Education Center named thirteen Sneed students as South Carolina Junior Scholars. A Sneed 8th grader received first place in the Florence Public School District One writing award program while another one of our students penned the winning essay in the District African American History Month writing competition.

Outside the classroom, the Sneed Band received a "Superior" rating by a panel of judges at the South Carolina Band Directors Association Concert Band Festival. A Sneed 8th grade student has been ranked as the number eight middle school student in the state of South Carolina on his instrument, the Alto Saxophone, and has earned the position of 2nd alternate in the South Carolina All-State Band. Nine Sneed Students earned seats in the Eastern District Honor Band. In technology competition, three students represented Sneed in the First Lego League Robotics tournament. They won 1st place for the best overall team.

Sneed Middle School is particularly proud of the participation of its faculty and students in various charitable efforts. Sneed students have provided food and other supplies through our Beta Club Book Drive, House of Hope, Pennies for Patients and The Samaritan's Purse shoebox project. Through such programs, our students and faculty learn about the true meaning of duty, service, patriotism and being part of something larger than one's self.

Our mission at Sneed Middle School is to provide our students with a broad-based learning environment with academic, social, and charitable programs. Our goal is to send academically prepared and socially aware students to the next phase of their education and ultimately developing responsible and productive members of society.

Comprehensive detail, including definitions of ratings, performance criteria, and explanations of status, is available on www.ed.sc.gov and www.eoc.sc.gov as well as school and school district websites.

Printed versions are available from school districts upon request.

Abbreviations Key

N/A Not Applicable N/AV Not Available N/C Not Collected N/R Not Reported I/S Insufficient Sample TBD To be determined

NI Newly Identified CSI Continuing School Improvement CA Corrective Action RP Plan to Restructure R Restructure DELAY School Improvement Status HOLD School Improvement Status