



SC Annual School Report Card Summary

Southside Middle School
 Florence 1
 Grades: 7-8 Enrollment: 884
 Principal: Robert Craig Washington
 Superintendent: Allie E. Brooks
 Board Chair: Porter Stewart

PERFORMANCE

Comprehensive detail, including definitions of ratings, performance criteria, and explanations of status, is available on www.ed.sc.gov and www.eoc.sc.gov as well as school and school district websites. Printed versions are available from school districts upon request.

YEAR	ABSOLUTE RATING	GROWTH RATING	PALMETTO GOLD AND SILVER AWARD		ESEA/FEDERAL ACCOUNTABILITY RATING SYSTEM	
			General Performance	Closing the Gap	ESEA Grade	Accountability Indicator
2013	Average	Average	TBD	TBD	B	N/A
2012	Average	Good	Silver	N/A	B	N/A
2011	Average	Good	Silver	N/A	Met	N/A

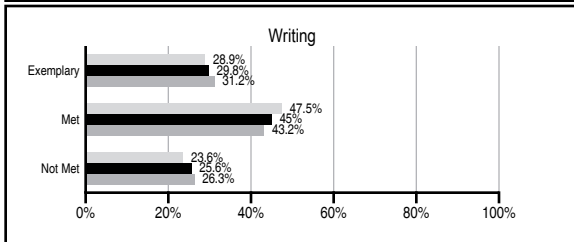
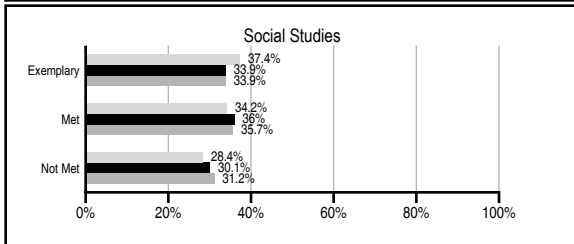
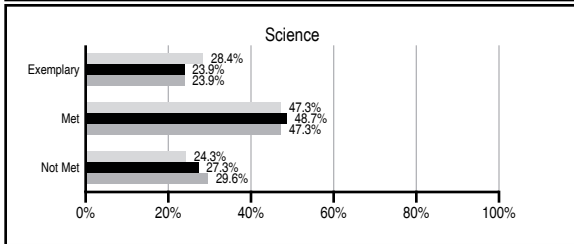
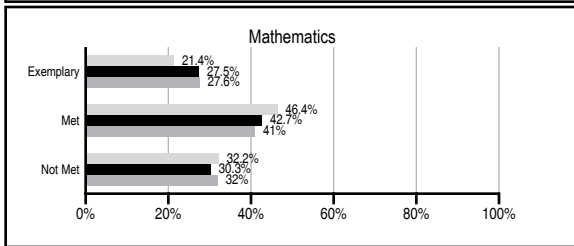
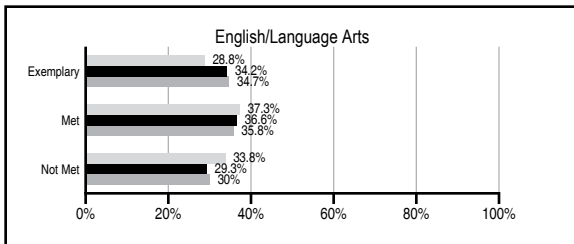
ABSOLUTE RATINGS OF MIDDLE SCHOOLS WITH STUDENTS LIKE OURS*

EXCELLENT	GOOD	AVERAGE	BELOW AVERAGE	AT-RISK
3	16	44	2	0

* Ratings are calculated with data available by 01/15/2014. Schools with Students Like Ours are Middle Schools with Poverty Indices of no more than 5% above or below the index for this school.

PASS PERFORMANCE

Our School Middle Schools with Students Like Ours Middle schools statewide



NAEP PERFORMANCE*

* Performance reported for SC and nation, data not available at school level. Percentages at NAEP Achievement Levels.



END OF COURSE TESTS - 2013

% of students scoring 70 or above on:	Our Middle School	Middle Schools with Students Like Ours
Algebra 1/Math for the Technologies 2	100.0	98.1
English 1	100.0	97.8
Physical Science	N/A	N/A
US History and the Constitution	N/A	N/A
All Subjects	100.0	97.8

SC PERFORMANCE VISION

By 2020 all students will graduate with the knowledge and skills necessary to compete successfully in the global economy, participate in a democratic society and contribute positively as members of families and communities.

Abbreviations Key

N/A Not Applicable N/AV Not Available N/C Not Collected N/R Not Reported I/S Insufficient Sample TBD To be determined

Southside Middle School [Florence 1]

SCHOOL PROFILE

	Our School	Change from Last Year	Middle Schools with Students Like Ours	Median Middle School
Students (n=884)				
Students enrolled in high school credit courses (grades 7 & 8)	6.8%	Down from 8.4%	22.1%	24.6%
Retention rate	2.8%	Down from 3.0%	0.8%	0.6%
Attendance rate	95.4%	Down from 95.5%	95.5%	95.9%
Served by gifted and talented program	13.2%	N/A	20.0%	18.5%
With disabilities	19.9%	N/A	14.1%	13.0%
Older than usual for grade	10.0%	N/A	5.9%	4.8%
Out-of-school suspensions or expulsions for violent and/or criminal offenses	0.6%	No Change	0.7%	0.6%
Annual dropout rate	0.0%	No Change	0.0%	0.0%
Teachers (n=59)				
Teachers with advanced degrees	69.5%	Up from 67.2%	60.0%	61.5%
Continuing contract teachers	88.1%	Down from 89.7%	79.4%	77.2%
Teachers returning from previous year	92.2%	Up from 91.1%	86.5%	85.9%
Teacher attendance rate	93.5%	Down from 98.7%	94.5%	94.9%
Average teacher salary*	\$49,531	Up 0.2%	\$47,453	\$47,313
Classes not taught by highly qualified teachers	10.4%	Down from 10.5%	0.9%	2.0%
Professional development days/teacher	4.8 days	Down from 12.2 days	9.9 days	10.1 days
School				
Principal's years at school	7.0	Up from 6.0	4.0	4.0
Student-teacher ratio in core subjects	22.8 to 1	Up from 21.2 to 1	22.4 to 1	22.1 to 1
Prime instructional time	87.4%	Down from 93.2%	88.9%	89.6%
Opportunities in the arts	Excellent	No Change	Good	Good
SACS accreditation	Yes	No Change	Yes	Yes
Parents attending conferences	96.6%	Down from 100.0%	98.2%	99.0%
Character development program	Excellent	Up from Average	Good	Good
Dollars spent per pupil**	\$7,935	Down 2.7%	\$7,090	\$7,239
Percent of expenditures for instruction**	67.0%	Up from 66.4%	63.0%	63.0%
Percent of expenditures for teacher salaries**	66.0%	Up from 64.5%	61.0%	61.0%
ESEA composite index score	80.9	Down from 85.3	83.4	83.5

* Length of contract = 185+ days.

** Prior year audited financial data available.

EVALUATION RESULTS

	Teachers	Students*	Parents*
Number of surveys returned	56	292	112
Percent satisfied with learning environment	89.3%	77.4%	89.3%
Percent satisfied with social and physical environment	89.4%	79.8%	84.4%
Percent satisfied with school-home relations	85.7%	84.9%	81.1%

*Only students at the highest middle school grade level at this school and their parents were included.

REPORT OF PRINCIPAL AND SCHOOL IMPROVEMENT COUNCIL

The mission of Southside Middle School is to maximize the potential of all students in order to prepare them to become productive and responsible citizens who are able to succeed in an ever-changing society. Southside Middle School staff and partners set out this year to make a positive impact. The following are a few of the initiatives and accomplishments we achieved:

Our school received an ESEA Wavier of an 85.3, which was a grade of a "B". Southside had the second highest score for a secondary school in Florence School District One.

Our school continues to use data to drive staff development and to select instructional practices.

Teams/departments documented discussions regarding instructional strategies, challenges, and how data is used to guide instruction.

Students participated in the afterschool and 21st Century programs.

Student academic growth was monitored using data from MAP.

We continued our live morning show where we shared daily Words of Wisdom.

Our school received a \$3000.00 fitness award from Fuel up to Play 60.

We had over 538 senior citizens join us for food and entertainment. Our consumer science students hosted this event.

Harry McFadden was selected as the 2012-2013 Teacher of the Year.

We continue to be designated as an Arts in Basic Curriculum School. The grant equates to \$4500.00 for integrating the arts throughout the curriculum. Our arts department also received again the Distinguished Arts Program Grant of \$18,000.00 from SC Department of Education.

Craig Washington was recognized as the South Carolina Arts Education Association Outstanding Principal of the Year and Monique Chmielecki was recognized as SC Fuel Up to Play 60 Advisor of the Year.

The mentoring programs, Young Men of Character and Delta Academy, continue to influence the lives of young men and women at our school.

Over 300 students participated in the "Let's Move Campaign" sponsored by First Lady Michelle Obama for the third year. Southside Middle continues to promote health and wellness as a State and National Healthy School's Award Winner again.

According to Booker T. Washington, "Success is to be measured not so much by the position that one has reached in life as by the obstacles which he has overcome while trying to succeed." We at Southside believe that success is possible when our school, parents, and community work together towards the common goal of student achievement. We would like to thank everyone for investing their time and energy into Southside Middle.

Craig Washington, Principal
Loubirdie Law, Chairperson of School Improvement Council/APTS President

Comprehensive detail, including definitions of ratings, performance criteria, and explanations of status, is available on www.ed.sc.gov and www.eoc.sc.gov as well as school and school district websites.

Printed versions are available from school districts upon request.

Abbreviations Key

N/A Not Applicable N/AV Not Available N/C Not Collected N/R Not Reported I/S Insufficient Sample TBD To be determined

NI Newly Identified CSI Continuing School Improvement CA Corrective Action RP Plan to Restructure R Restructure DELAY School Improvement Status HOLD School Improvement Status