

SC Annual School Report Card Summary

Merriwether Middle School
Edgefield County
Grades: 6-8 **Enrollment: 382**
Principal: Kevin Butler
Superintendent: Greg W. Anderson
Board Chair: J. Carroll Wates

PERFORMANCE

Comprehensive detail, including definitions of ratings, performance criteria, and explanations of status, is available on www.ed.sc.gov and www.eoc.sc.gov as well as school and school district websites. Printed versions are available from school districts upon request.

YEAR	ABSOLUTE RATING	GROWTH RATING	PALMETTO GOLD AND SILVER AWARD		ESEA/FEDERAL ACCOUNTABILITY RATING SYSTEM	
			General Performance	Closing the Gap	ESEA Grade	Accountability Indicator
2013	Average	Average	TBD	TBD	B	N/A
2012	Average	Good	Silver	N/A	B	N/A
2011	Average	Good	Silver	N/A	Not Met	N/A

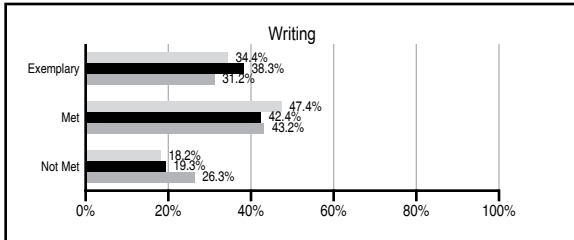
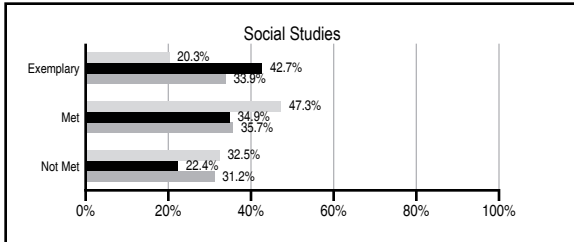
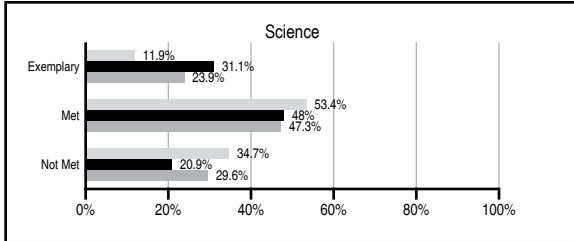
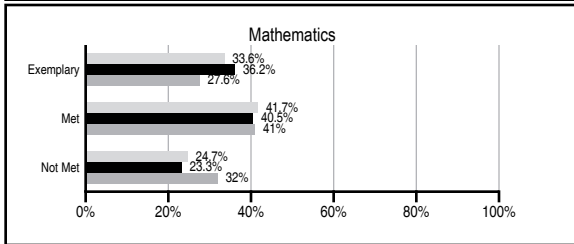
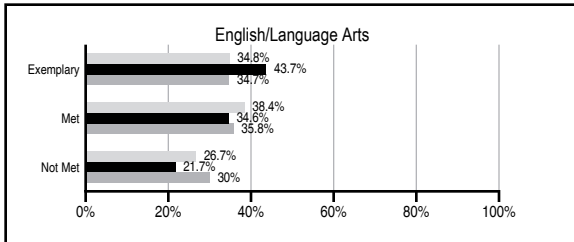
ABSOLUTE RATINGS OF MIDDLE SCHOOLS WITH STUDENTS LIKE OURS*

EXCELLENT	GOOD	AVERAGE	BELOW AVERAGE	AT-RISK
16	15	10	0	0

* Ratings are calculated with data available by 01/15/2014. Schools with Students Like Ours are Middle Schools with Poverty Indices of no more than 5% above or below the index for this school.

PASS PERFORMANCE

Our School
 Middle Schools with Students Like Ours
 Middle schools statewide



NAEP PERFORMANCE*

* Performance reported for SC and nation, data not available at school level. Percentages at NAEP Achievement Levels.



END OF COURSE TESTS - 2013

% of students scoring 70 or above on:	Our Middle School	Middle Schools with Students Like Ours
Algebra 1/Math for the Technologies 2	100.0	96.9
English 1	95.0	94.3
Physical Science	N/A	N/A
US History and the Constitution	N/A	0
All Subjects	97.6	96.7

SC PERFORMANCE VISION

By 2020 all students will graduate with the knowledge and skills necessary to compete successfully in the global economy, participate in a democratic society and contribute positively as members of families and communities.

Abbreviations Key

N/A Not Applicable N/AV Not Available N/C Not Collected N/R Not Reported I/S Insufficient Sample TBD To be determined

Merriwether Middle School [Edgefield County]

SCHOOL PROFILE

	Our School	Change from Last Year	Middle Schools with Students Like Ours	Median Middle School
Students (n=382)				
Students enrolled in high school credit courses (grades 7 & 8)	73.4%	Up from 68.2%	25.7%	24.6%
Retention rate	0.3%	Down from 1.1%	0.4%	0.6%
Attendance rate	97.0%	Down from 97.3%	96.3%	95.9%
Served by gifted and talented program	17.9%	N/A	24.8%	18.5%
With disabilities	11.3%	N/A	11.7%	13.0%
Older than usual for grade	5.8%	N/A	3.4%	4.8%
Out-of-school suspensions or expulsions for violent and/or criminal offenses	1.0%	Up from 0.3%	0.6%	0.6%
Annual dropout rate	0.0%	No Change	0.0%	0.0%
Teachers (n=24)				
Teachers with advanced degrees	50.0%	No Change	62.7%	61.5%
Continuing contract teachers	87.5%	No Change	78.9%	77.2%
Teachers returning from previous year	86.8%	Down from 87.5%	88.4%	85.9%
Teacher attendance rate	94.3%	N/R	94.4%	94.9%
Average teacher salary*	\$46,209	Down 0.1%	\$48,077	\$47,313
Classes not taught by highly qualified teachers	4.6%	Down from 17.5%	2.0%	2.0%
Professional development days/teacher	2.1 days	Down from 8.2 days	11.4 days	10.1 days
School				
Principal's years at school	1.0	Down from 5.0	5.5	4.0
Student-teacher ratio in core subjects	N/R	N/R	23.3 to 1	22.1 to 1
Prime instructional time	90.1%	N/R	89.7%	89.6%
Opportunities in the arts	Good	No Change	Excellent	Good
SACS accreditation	Yes	No Change	Yes	Yes
Parents attending conferences	94.8%	Down from 95.0%	99.8%	99.0%
Character development program	Good	No Change	Excellent	Good
Dollars spent per pupil**	\$6,814	Up 0.6%	\$6,814	\$7,239
Percent of expenditures for instruction**	63.0%	Up from 58.4%	65.0%	63.0%
Percent of expenditures for teacher salaries**	62.0%	Up from 57.6%	63.0%	61.0%
ESEA composite index score	80.4	Down from 89.9	89.2	83.5

* Length of contract = 185+ days.

** Prior year audited financial data available.

EVALUATION RESULTS

	Teachers	Students*	Parents*
Number of surveys returned	22	112	43
Percent satisfied with learning environment	86.4%	70.5%	93%
Percent satisfied with social and physical environment	86.4%	78.6%	93.3%
Percent satisfied with school-home relations	90.9%	80.3%	81.8%

*Only students at the highest middle school grade level at this school and their parents were included.

REPORT OF PRINCIPAL AND SCHOOL IMPROVEMENT COUNCIL

Merriwether Middle School is located in rural Edgefield County and serves approximately 380 sixth, seventh, and eighth grade students from various economic and ethnic backgrounds. Merriwether Middle School prides itself in providing each student the opportunities for successful experiences. We strive to offer a curriculum that maximizes the intellectual, emotional, social, and physical development of our emerging adolescents. We understand the unique needs and concerns of our young adolescents as well as the developmental challenges of this age group. Our curriculum is designed to assist our middle school students through the transitional period between elementary school and high school. Every student attends five academic classes and two exploratory classes. Exploratory classes include band, chorus, keyboarding, computer assisted instruction, and art. Students have an opportunity to take high school credit courses. English 1, Algebra 1, Band 1 and keyboarding are offered to eighth grade students for high school credit. High school credit in keyboarding and computer application is also offered to qualifying seventh grade students. The collaboration between our community, teachers, students, and administration has proven to be an excellent recipe for success. In 2013, Merriwether Middle was recognized as a Palmetto Silver Award Winner for outstanding academic achievement on PASS. Eleven eighth grade students were recognized as S.C. Junior Scholars. Our Science ECO-Meet team competed in the CSRA regional competition. Our Mathcounts team placed 1st in the region. The Merriwether Middle School Honor Band received an Excellent rating in the SCBDA-Concert Festival and an Excellent rating in the Carowinds Music Festival. In addition, two students qualified for SCBDA region band. Several students received a superior rating for SCBDA Solo Ensemble. 100% of our students enrolled in Algebra 1 passed the end-of-course Algebra 1 test and English 1 classes are continuing to show growth as well. 25 students were qualified to participate in the Duke TIP Program.

One of our biggest accomplishments was starting a gifted and talented program called GATEway. Our GATEway program targeted sixth grade gifted and talented students. The purpose of the GATEway program is to promote academic achievement through increased rigor and innovative instructional strategies. 26 sixth graders participated in GATEway this year. The GATEway students presented their project based presentations to their parents during a GATEway night in November. They also traveled to Washington D.C. and had an overnight stay in the South Carolina State Museum. The faculty, staff, and administration at Merriwether Middle School are committed to providing the best educational experience for all of our students. Our commitment to increasing student achievement and the overall development of our students to become productive lifelong learners will be made possible by a collaborative effort of all stakeholders.

Comprehensive detail, including definitions of ratings, performance criteria, and explanations of status, is available on www.ed.sc.gov and www.eoc.sc.gov as well as school and school district websites.

Printed versions are available from school districts upon request.

Abbreviations Key

N/A Not Applicable N/AV Not Available N/C Not Collected N/R Not Reported I/S Insufficient Sample TBD To be determined

NI Newly Identified CSI Continuing School Improvement CA Corrective Action RP Plan to Restructure R Restructure DELAY School Improvement Status HOLD School Improvement Status