



SC Annual School Report Card Summary

Johnston Edgefield Trenton Middle School
 Edgefield County
 Grades: 6-8 Enrollment: 506
 Principal: Stephen Hampton
 Superintendent: Greg W. Anderson
 Board Chair: J. Carroll Wates

PERFORMANCE

Comprehensive detail, including definitions of ratings, performance criteria, and explanations of status, is available on www.ed.sc.gov and www.eoc.sc.gov as well as school and school district websites. Printed versions are available from school districts upon request.

YEAR	ABSOLUTE RATING	GROWTH RATING	PALMETTO GOLD AND SILVER AWARD		ESEA/FEDERAL ACCOUNTABILITY RATING SYSTEM	
			General Performance	Closing the Gap	ESEA Grade	Accountability Indicator
2013	Average	Good	TBD	TBD	C	N/A
2012	Average	Good	Silver	N/A	B	N/A
2011	Average	Average	Silver	N/A	Not Met	N/A

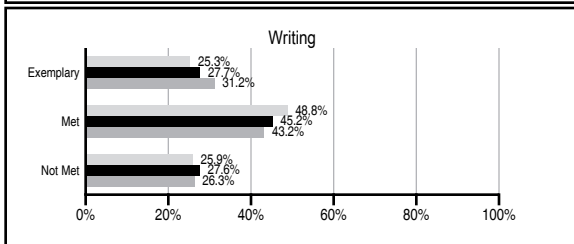
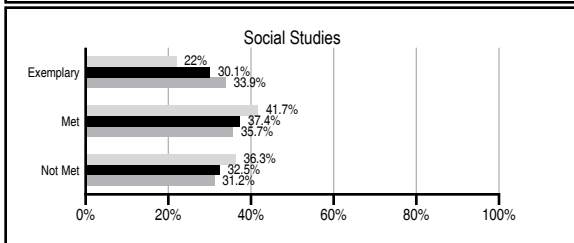
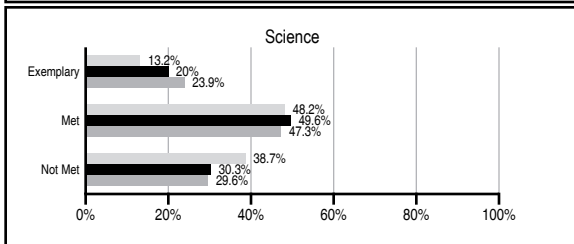
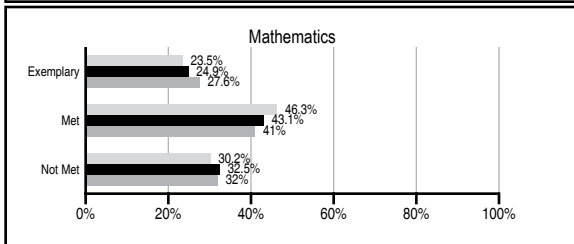
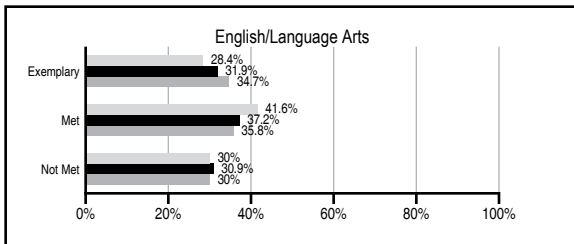
ABSOLUTE RATINGS OF MIDDLE SCHOOLS WITH STUDENTS LIKE OURS*

EXCELLENT	GOOD	AVERAGE	BELOW AVERAGE	AT-RISK
3	7	47	4	0

* Ratings are calculated with data available by 01/15/2014. Schools with Students Like Ours are Middle Schools with Poverty Indices of no more than 5% above or below the index for this school.


PASS PERFORMANCE

Our School Middle Schools with Students Like Ours Middle schools statewide



NAEP PERFORMANCE*

* Performance reported for SC and nation, data not available at school level. Percentages at NAEP Achievement Levels.



END OF COURSE TESTS - 2013

% of students scoring 70 or above on:	Our Middle School	Middle Schools with Students Like Ours
Algebra 1/Math for the Technologies 2	100.0	97.6
English 1	100.0	96.2
Physical Science	N/A	N/A
US History and the Constitution	N/A	N/A
All Subjects	100.0	97.4

SC PERFORMANCE VISION

By 2020 all students will graduate with the knowledge and skills necessary to compete successfully in the global economy, participate in a democratic society and contribute positively as members of families and communities.

Abbreviations Key

N/A Not Applicable N/AV Not Available N/C Not Collected N/R Not Reported I/S Insufficient Sample TBD To be determined

Johnston Edgefield Trenton Middle School [Edgefield County]

SCHOOL PROFILE

	Our School	Change from Last Year	Middle Schools with Students Like Ours	Median Middle School
Students (n=506)				
Students enrolled in high school credit courses (grades 7 & 8)	40.6%	Down from 42.9%	21.9%	24.6%
Retention rate	0.6%	Up from 0.0%	0.9%	0.6%
Attendance rate	96.4%	Down from 96.5%	95.6%	95.9%
Served by gifted and talented program	10.8%	N/A	17.1%	18.5%
With disabilities	17.9%	N/A	13.8%	13.0%
Older than usual for grade	6.1%	N/A	6.0%	4.8%
Out-of-school suspensions or expulsions for violent and/or criminal offenses	0.4%	Up from 0.2%	0.7%	0.6%
Annual dropout rate	0.0%	No Change	0.0%	0.0%
Teachers (n=34)				
Teachers with advanced degrees	38.2%	Up from 26.7%	58.7%	61.5%
Continuing contract teachers	76.5%	Down from 80.0%	76.1%	77.2%
Teachers returning from previous year	80.1%	Up from 75.3%	85.1%	85.9%
Teacher attendance rate	95.2%	N/R	94.9%	94.9%
Average teacher salary*	\$44,593	Up 0.6%	\$46,647	\$47,313
Classes not taught by highly qualified teachers	1.9%	Up from 0.0%	1.8%	2.0%
Professional development days/teacher	10.6 days	Up from 9.0 days	11.3 days	10.1 days
School				
Principal's years at school	4.0	Up from 3.0	6.0	4.0
Student-teacher ratio in core subjects	22.6 to 1	N/R	21.9 to 1	22.1 to 1
Prime instructional time	90.6%	N/R	89.4%	89.6%
Opportunities in the arts	Good	No Change	Good	Good
SACS accreditation	Yes	No Change	Yes	Yes
Parents attending conferences	95.0%	Down from 98.4%	98.2%	99.0%
Character development program	Good	No Change	Good	Good
Dollars spent per pupil**	\$6,545	Down 7.1%	\$7,055	\$7,239
Percent of expenditures for instruction**	60.0%	Up from 57.8%	63.0%	63.0%
Percent of expenditures for teacher salaries**	59.0%	Up from 56.8%	61.0%	61.0%
ESEA composite index score	78.1	Down from 88.9	82.3	83.5

* Length of contract = 185+ days.

** Prior year audited financial data available.

EVALUATION RESULTS

	Teachers	Students*	Parents*
Number of surveys returned	33	134	54
Percent satisfied with learning environment	84.9%	68.7%	74.1%
Percent satisfied with social and physical environment	100%	76.8%	63%
Percent satisfied with school-home relations	70.9%	84%	72.3%

*Only students at the highest middle school grade level at this school and their parents were included.

REPORT OF PRINCIPAL AND SCHOOL IMPROVEMENT COUNCIL

J-E-T Middle School is located in the beautiful town of Johnston, South Carolina in historic Edgefield County. J-E-T brings students from the towns of Johnston, Edgefield, and Trenton together to learn and grow through the important and formative years of middle school. In 2012 faculty and staff members worked together to formulate a new mission statement. The mission statement of Johnston Edgefield Trenton Middle School is to be a student centered community that prepares learners for the challenges of the future. The administration, faculty and staff of J-E-T Middle school strives everyday to carry out this mission.

J-E-T Middle School offers a plethora of opportunities for students to excel academically, athletically, and emotionally through an emphasis on educating the whole child. In terms of academics, J-E-T Middle School has made significant strides, especially in the last four years. The administrators and teachers have worked to raise the rigor and relevancy of classroom instruction. This has resulted in the school winning the Palmetto Silver Award for the past two consecutive years, earning a value added 5 rating as a TAP school in 2012, earning an absolute rating of Average and an improvement rating of Good on the 2012 school report card, and earning a 89.3% (B) on the ESEA Federal Accountability Waiver.

Students from J-E-T Middle School won the statewide Lieutenant Governor's Essay award and the State Americanism Award from the American Legion Auxiliary. Academic clubs have been successful as well here at JET. The Math Counts team won second place in the chapter competition and the Mock trial team advanced to the state competition for the second consecutive year. The coach of the mock trial team was recognized by his peers for his work with the team with a statewide award. J-E-T Middle school students have excelled in Basketball, Football and Volleyball. J-E-T teams have won many region championships since the school's inception in 1993, including co-regional champions for Girl's Basketball.

Partnerships with higher education institutions such as Clemson University's dropout prevention program and U.S.C. Aiken's Ruth Patrick Science Center were developed by the leadership of J-E-T in order to assist in the school's academic progress. Students are able to take several field trips throughout the course of the year to the Ruth Patrick Science Center and to the Audubon Center. These trips are designed to fit seamlessly into science standards for all three grade levels.

Administrators, faculty and parents understand the challenges that lie ahead for Johnston Edgefield Trenton Middle School. We are optimistic that we will continue to make strides in the right direction as we increase students achievement and increase opportunities for students to value themselves and others. All of our stakeholders are committed to continuing the effort to help J-E-T Middle School soar and provide Edgefield County with one of the finest middle schools in the state of South Carolina.

Stephen Hampton
Principal

Jill Cockrell
SIC Chairperson

Comprehensive detail, including definitions of ratings, performance criteria, and explanations of status, is available on www.ed.sc.gov and www.eoc.sc.gov as well as school and school district websites.

Printed versions are available from school districts upon request.

Abbreviations Key

N/A Not Applicable N/AV Not Available N/C Not Collected N/R Not Reported I/S Insufficient Sample TBD To be determined

NI Newly Identified CSI Continuing School Improvement CA Corrective Action RP Plan to Restructure R Restructure DELAY School Improvement Status HOLD School Improvement Status