



SC Annual School Report Card Summary

Harleyville-Ridgeville Middle
 Dorchester 4
 Grades: 6-8 Enrollment: 179
 Principal: LaShawna Rivers
 Superintendent: Jerry G. Montjoy
 Board Chair: Dr. Kenneth Jenkins

PERFORMANCE

Comprehensive detail, including definitions of ratings, performance criteria, and explanations of status, is available on www.ed.sc.gov and www.eoc.sc.gov as well as school and school district websites. Printed versions are available from school districts upon request.

YEAR	ABSOLUTE RATING	GROWTH RATING	PALMETTO GOLD AND SILVER AWARD		ESEA/FEDERAL ACCOUNTABILITY RATING SYSTEM	
			General Performance	Closing the Gap	ESEA Grade	Accountability Indicator
2013	Average	Average	TBD	TBD	B	N/A
2012	N/A	N/A	N/A	N/A	N/A	N/A
2011	N/A	N/A	N/A	N/A	N/A	N/A

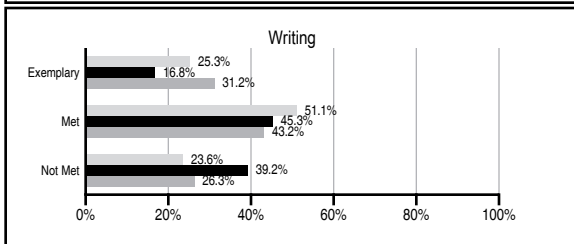
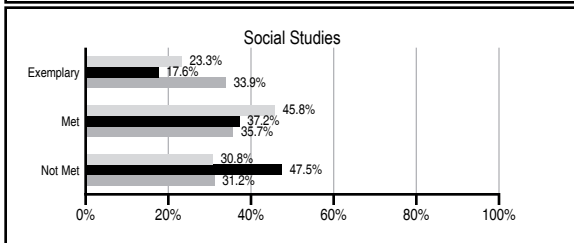
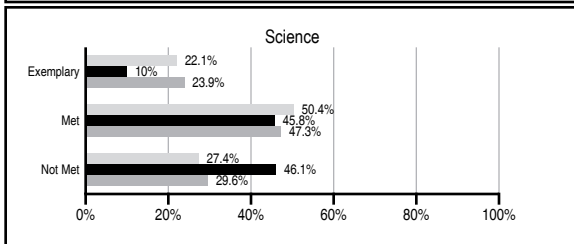
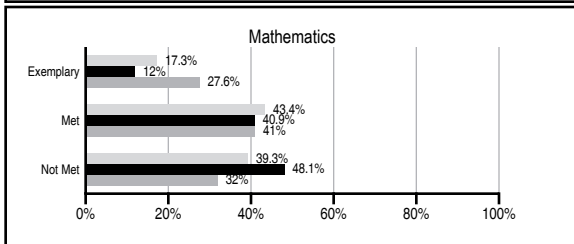
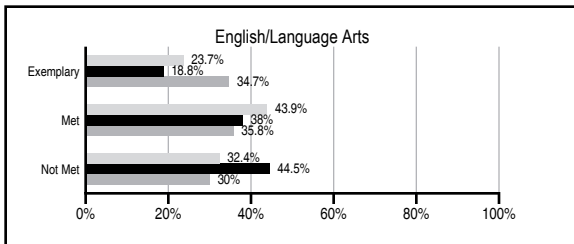
ABSOLUTE RATINGS OF MIDDLE SCHOOLS WITH STUDENTS LIKE OURS*

EXCELLENT	GOOD	AVERAGE	BELOW AVERAGE	AT-RISK
0	0	32	29	15

* Ratings are calculated with data available by 01/15/2014. Schools with Students Like Ours are Middle Schools with Poverty Indices of no more than 5% above or below the index for this school.

PASS PERFORMANCE

Our School Middle Schools with Students Like Ours Middle schools statewide



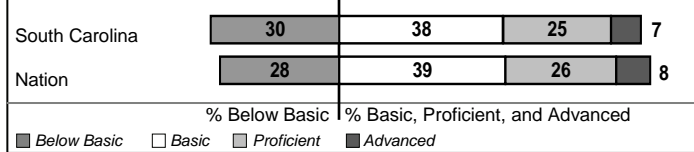
NAEP PERFORMANCE*

* Performance reported for SC and nation, data not available at school level. Percentages at NAEP Achievement Levels.

READING – GRADE 8 (2011)



MATH – GRADE 8 (2011)



SCIENCE – GRADE 8 (2011)



END OF COURSE TESTS - 2013

% of students scoring 70 or above on:	Our Middle School	Middle Schools with Students Like Ours
Algebra 1/Math for the Technologies 2	84.6	89.4
English 1	83.3	86.0
Physical Science	N/A	N/A
US History and the Constitution	N/A	N/A
All Subjects	84.0	89.8

SC PERFORMANCE VISION

By 2020 all students will graduate with the knowledge and skills necessary to compete successfully in the global economy, participate in a democratic society and contribute positively as members of families and communities.

Abbreviations Key

N/A Not Applicable N/AV Not Available N/C Not Collected N/R Not Reported I/S Insufficient Sample TBD To be determined

Harleyville-Ridgeville Middle [Dorchester 4]

SCHOOL PROFILE

	Our School	Change from Last Year	Middle Schools with Students Like Ours	Median Middle School
Students (n=179)				
Students enrolled in high school credit courses (grades 7 & 8)	9.2%	N/R	14.3%	24.6%
Retention rate	0.0%	N/A	1.1%	0.6%
Attendance rate	94.7%	N/A	95.3%	95.9%
Served by gifted and talented program	4.3%	N/A	7.0%	18.5%
With disabilities	15.7%	N/A	15.8%	13.0%
Older than usual for grade	6.5%	N/A	7.3%	4.8%
Out-of-school suspensions or expulsions for violent and/or criminal offenses	0.6%	N/R	0.5%	0.6%
Annual dropout rate	0.0%	N/A	0.0%	0.0%
Teachers (n=16)				
Teachers with advanced degrees	25.0%	N/A	60.3%	61.5%
Continuing contract teachers	37.5%	N/A	69.7%	77.2%
Teachers returning from previous year	N/A	N/A	80.0%	85.9%
Teacher attendance rate	95.3%	N/R	95.2%	94.9%
Average teacher salary*	\$43,426	I/S	\$44,990	\$47,313
Classes not taught by highly qualified teachers	1.8%	N/A	2.7%	2.0%
Professional development days/teacher	10.9 days	N/R	9.3 days	10.1 days
School				
Principal's years at school	0.0	N/R	3.0	4.0
Student-teacher ratio in core subjects	7.6 to 1	N/R	18.7 to 1	22.1 to 1
Prime instructional time	86.2%	N/R	89.1%	89.6%
Opportunities in the arts	Good	N/R	Good	Good
SACS accreditation	Yes	N/R	Yes	Yes
Parents attending conferences	98.7%	N/R	98.9%	99.0%
Character development program	Average	N/R	Good	Good
Dollars spent per pupil**	N/A	N/A	\$9,326	\$7,239
Percent of expenditures for instruction**	N/A	N/A	61.0%	63.0%
Percent of expenditures for teacher salaries**	N/A	N/A	55.0%	61.0%
ESEA composite index score	87.5	N/A	59.6	83.5

* Length of contract = 185+ days.

** Prior year audited financial data available.

EVALUATION RESULTS

	Teachers	Students*	Parents*
Number of surveys returned	18	N/A	12
Percent satisfied with learning environment	88.9%	N/A	100%
Percent satisfied with social and physical environment	88.8%	N/A	100%
Percent satisfied with school-home relations	38.9%	N/A	100%

*Only students at the highest middle school grade level at this school and their parents were included.

REPORT OF PRINCIPAL AND SCHOOL IMPROVEMENT COUNCIL

Harleyville-Ridgeville Middle School is located twenty minutes from Charleston, South Carolina in Dorchester County. The family atmosphere of our rural community nurtures and maintains an environment of continuous learning. The nurturing and caring environment our teachers foster for our students plays a large role in our success. Teachers have high expectations for our students and therefore have high expectations of themselves in terms of creating a positive learning environment and delivering high quality instruction on a daily basis. During the 2012-2013 school year, Harleyville-Ridgeville Middle School embarked upon a new journey as a TAP school. The ultimate goal of TAP is to raise student achievement. In order to accomplish this goal, emphasis has been placed on professional development and instructionally focused accountability to ensure our teachers are improving their instruction and the achievement of our students.

This year, several new programs were implemented to assist our students academically. The READ 180 program is used as an intervention program to address the individual needs of our struggling readers. Junior Achievement and i-Civics were also added to our curriculum. Study Island, a computer assisted instructional program, is still used to reinforce core content area standards in our computer labs, while teachers use their Smart Boards for interactive lessons.

Some of the highlights for the school year included our A/B Honor Roll Incentive Field Trips where we celebrated the success of our students in academics each quarter. Our students also participated in "Job Shadow Day" to experience the work environment of jobs of interest. During Engineering Week, our students worked with Engineers from Boeing and were invited to visit the Boeing Plant to learn more about the career opportunities provided within the company. Our school also hosted a "Career Day" Expo and had numerous vendors to come in and share career opportunities with our students.

Harleyville-Ridgeville Middle School is a small community school where our parents and community members play a vital role in our school's achievements. Our parents, grandparents and community members take an active role in the school by volunteering to be on the School Improvement Council and by joining us for our Academic Nights, Title I Planning Meetings, Veteran's Day Program, Community Open Houses, Awards Programs, and HRMS sporting events. We are proud of our students, faculty, administrators, parents, and community members for helping to make our first year as Harleyville-Ridgeville Middle School a huge success. Together we will continue to display our Panther Pride:

P- Positive Words and Actions
 R- Respect of Self and Others
 I - Integrity and Honor
 D-Display Self-Control
 E- Excellence in Everything You Do

LaShawna Rivers, Interim-Principal
 Dawanda Bryant, School Improvement Council
 Chairperson

Comprehensive detail, including definitions of ratings, performance criteria, and explanations of status, is available on www.ed.sc.gov and www.eoc.sc.gov as well as school and school district websites.

Printed versions are available from school districts upon request.

Abbreviations Key

N/A Not Applicable N/AV Not Available N/C Not Collected N/R Not Reported I/S Insufficient Sample TBD To be determined

NI Newly Identified CSI Continuing School Improvement CA Corrective Action RP Plan to Restructure R Restructure DELAY School Improvement Status HOLD School Improvement Status