



SC Annual School Report Card Summary

St. George Middle
 Dorchester 4
 Grades: 6-8 Enrollment: 270
 Principal: Jeffery S. Thompson
 Superintendent: Jerry G. Montjoy
 Board Chair: Dr. Kenneth Jenkins

PERFORMANCE

Comprehensive detail, including definitions of ratings, performance criteria, and explanations of status, is available on www.ed.sc.gov and www.eoc.sc.gov as well as school and school district websites. Printed versions are available from school districts upon request.

YEAR	ABSOLUTE RATING	GROWTH RATING	PALMETTO GOLD AND SILVER AWARD		ESEA/FEDERAL ACCOUNTABILITY RATING SYSTEM	
			General Performance	Closing the Gap	ESEA Grade	Accountability Indicator
2013	Average	At-Risk	TBD	TBD	C	N/A
2012	Average	Average	N/A	N/A	A	N/A
2011	Below Average	Average	N/A	N/A	Not Met	N/A

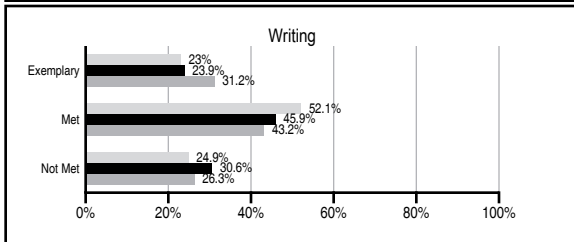
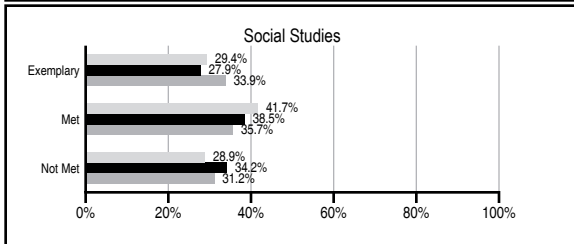
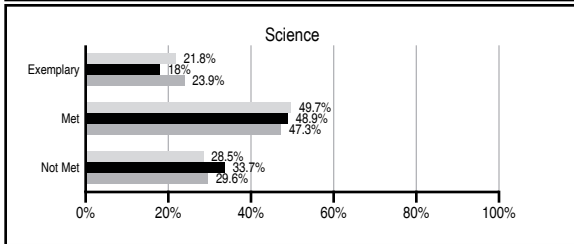
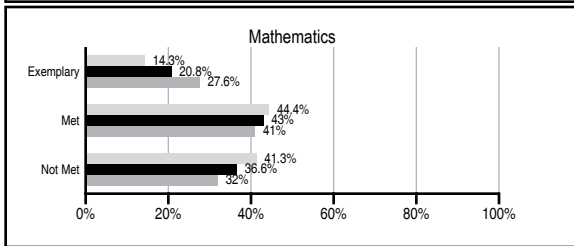
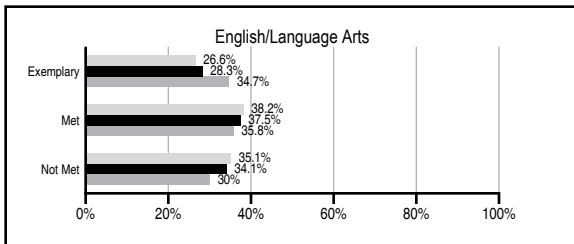
ABSOLUTE RATINGS OF MIDDLE SCHOOLS WITH STUDENTS LIKE OURS*

EXCELLENT	GOOD	AVERAGE	BELOW AVERAGE	AT-RISK
0	3	46	6	0

* Ratings are calculated with data available by 01/15/2014. Schools with Students Like Ours are Middle Schools with Poverty Indices of no more than 5% above or below the index for this school.

PASS PERFORMANCE

Our School Middle Schools with Students Like Ours Middle schools statewide



NAEP PERFORMANCE*

* Performance reported for SC and nation, data not available at school level. Percentages at NAEP Achievement Levels.



END OF COURSE TESTS - 2013

% of students scoring 70 or above on:	Our Middle School	Middle Schools with Students Like Ours
Algebra 1/Math for the Technologies 2	100.0	96.3
English 1	100.0	95.8
Physical Science	N/A	N/A
US History and the Constitution	N/A	N/A
All Subjects	100.0	96.5

SC PERFORMANCE VISION

By 2020 all students will graduate with the knowledge and skills necessary to compete successfully in the global economy, participate in a democratic society and contribute positively as members of families and communities.

Abbreviations Key

N/A Not Applicable N/AV Not Available N/C Not Collected N/R Not Reported I/S Insufficient Sample TBD To be determined

St. George Middle [Dorchester 4]

SCHOOL PROFILE

	Our School	Change from Last Year	Middle Schools with Students Like Ours	Median Middle School
Students (n=270)				
Students enrolled in high school credit courses (grades 7 & 8)	6.5%	Down from 7.5%	22.6%	24.6%
Retention rate	0.0%	Down from 2.6%	0.8%	0.6%
Attendance rate	96.4%	Down from 96.9%	95.6%	95.9%
Served by gifted and talented program	15.5%	N/A	15.5%	18.5%
With disabilities	14.1%	N/A	14.1%	13.0%
Older than usual for grade	5.4%	N/A	5.9%	4.8%
Out-of-school suspensions or expulsions for violent and/or criminal offenses	1.1%	Down from 1.6%	0.7%	0.6%
Annual dropout rate	0.0%	No Change	0.0%	0.0%
Teachers (n=29)				
Teachers with advanced degrees	34.5%	Down from 50.0%	58.7%	61.5%
Continuing contract teachers	48.3%	Up from 41.7%	76.0%	77.2%
Teachers returning from previous year	78.5%	Down from 81.7%	84.9%	85.9%
Teacher attendance rate	95.2%	Up from 95.1%	94.5%	94.9%
Average teacher salary*	\$45,409	Up 0.9%	\$46,554	\$47,313
Classes not taught by highly qualified teachers	19.3%	Up from 1.9%	1.8%	2.0%
Professional development days/teacher	7.5 days	Up from 3.2 days	11.2 days	10.1 days
School				
Principal's years at school	4.0	Up from 3.0	5.0	4.0
Student-teacher ratio in core subjects	19.5 to 1	Down from 23.8 to 1	21.9 to 1	22.1 to 1
Prime instructional time	89.8%	Down from 90.1%	89.0%	89.6%
Opportunities in the arts	Good	No Change	Good	Good
SACS accreditation	Yes	No Change	Yes	Yes
Parents attending conferences	95.5%	Up from 88.5%	98.2%	99.0%
Character development program	Average	Down from Good	Good	Good
Dollars spent per pupil**	\$10,420	Down 3.5%	\$7,092	\$7,239
Percent of expenditures for instruction**	54.0%	Down from 55.4%	62.5%	63.0%
Percent of expenditures for teacher salaries**	52.0%	Up from 51.8%	59.5%	61.0%
ESEA composite index score	74.6	Down from 95.9	78.3	83.5

* Length of contract = 185+ days.

** Prior year audited financial data available.

EVALUATION RESULTS

	Teachers	Students*	Parents*
Number of surveys returned	20	N/A	22
Percent satisfied with learning environment	95%	N/A	86.3%
Percent satisfied with social and physical environment	100%	N/A	80.9%
Percent satisfied with school-home relations	68.5%	N/A	86.4%

*Only students at the highest middle school grade level at this school and their parents were included.

REPORT OF PRINCIPAL AND SCHOOL IMPROVEMENT COUNCIL

Improving instruction and student learning continues to be the focus of Saint George Middle School. We are working for increased achievement through an instructional vision based on five concepts. Rigor, collaboration, student engagement, standards based instruction, and data driven decision making make up these concepts. Teachers and administrators have analyzed data and have identified specific areas on instructional need. Research based strategies and methods have been implemented to address these needs.

We at Saint George Middle School are completing our first year as a South Carolina Solutions in Science, Technology, Engineering and Mathematics (S²TEM) Education Research site. Being a S²TEM site has given us wonderful access to ongoing professional development for our Science and Math teachers. This professional development has been extremely helpful with our preparation for our transition to Common Core Standards.

We are also entering our first year as being a Teacher Advancement Program (TAP) site. Our faculty and staff are very excited about the Teacher Advancement Program and what it will mean for our school. Our Leadership Team has been assembled and the training and professional development has begun. We are anticipating the positive effect that this program will have on our school culture and student achievement.

Our Science teachers are proudly providing our students with the opportunity to enroll in Robotics and Automation as part of the Gateway To Technology (GTT) initiative. This implementation is being supported by a three year grant from the Boeing Company. Through the University of South Carolina College of Engineering and Computing, our Science teachers have received extensive training in the GTT areas. For the next two years we will be expanding our offerings to include Design and Modeling (2014-2015) and Flight and Space (2015-2016).

Providing quality after-school activities is also a key to improving academics and student achievement. Saint George Middle School has been fortunate to be the recipient of a 21st Century Grant that funds our program. The main goal of the program is to provide a safe, nurturing environment for our students outside of traditional school hours. Our after-school activities are based on four components; academics, character education, extracurricular activities and parental involvement.

Jeffery Scott Thompson, Principal
Kim Chassereau, School Improvement Council Chairperson

Comprehensive detail, including definitions of ratings, performance criteria, and explanations of status, is available on www.ed.sc.gov and www.eoc.sc.gov as well as school and school district websites.

Printed versions are available from school districts upon request.

Abbreviations Key

N/A Not Applicable N/AV Not Available N/C Not Collected N/R Not Reported I/S Insufficient Sample TBD To be determined

NI Newly Identified CSI Continuing School Improvement CA Corrective Action RP Plan to Restructure R Restructure DELAY School Improvement Status HOLD School Improvement Status