



SC Annual School Report Card Summary

Oakbrook Middle School
 Dorchester 2
 Grades: 6-8 Enrollment: 967
 Principal: Brion Rutherford
 Superintendent: Joseph R. Pye
 Board Chair: C. Gail Hughes

PERFORMANCE

Comprehensive detail, including definitions of ratings, performance criteria, and explanations of status, is available on www.ed.sc.gov and www.eoc.sc.gov as well as school and school district websites. Printed versions are available from school districts upon request.

YEAR	ABSOLUTE RATING	GROWTH RATING	PALMETTO GOLD AND SILVER AWARD		ESEA/FEDERAL ACCOUNTABILITY RATING SYSTEM	
			General Performance	Closing the Gap	ESEA Grade	Accountability Indicator
2013	Excellent	Excellent	TBD	TBD	A	N/A
2012	Excellent	Excellent	Gold	Silver	A	N/A
2011	Good	Excellent	Gold	Silver	Not Met	N/A

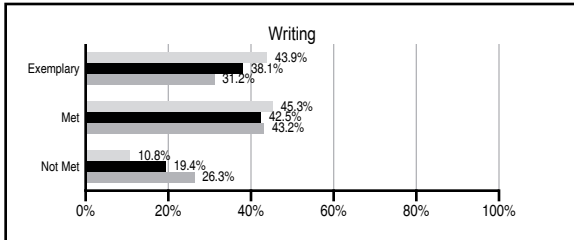
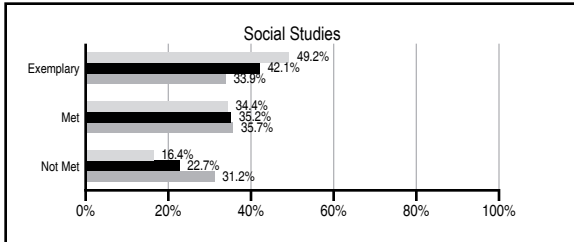
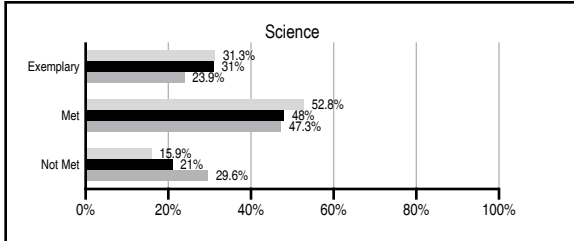
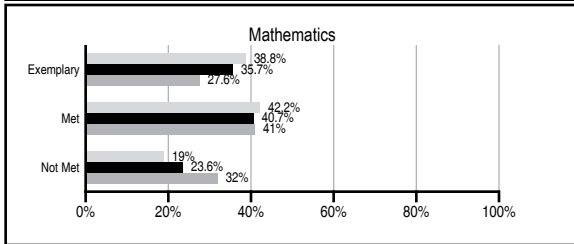
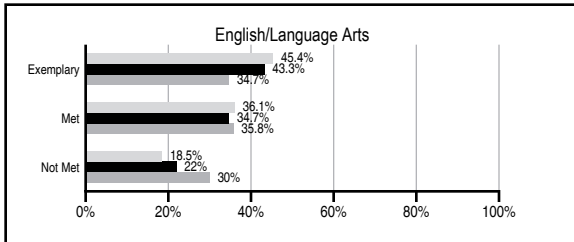
ABSOLUTE RATINGS OF MIDDLE SCHOOLS WITH STUDENTS LIKE OURS*

EXCELLENT	GOOD	AVERAGE	BELOW AVERAGE	AT-RISK
16	16	11	0	0

* Ratings are calculated with data available by 01/15/2014. Schools with Students Like Ours are Middle Schools with Poverty Indices of no more than 5% above or below the index for this school.

PASS PERFORMANCE

Our School Middle Schools with Students Like Ours Middle schools statewide



NAEP PERFORMANCE*

* Performance reported for SC and nation, data not available at school level. Percentages at NAEP Achievement Levels.

READING – GRADE 8 (2011)



MATH – GRADE 8 (2011)



SCIENCE – GRADE 8 (2011)



END OF COURSE TESTS - 2013

% of students scoring 70 or above on:	Our Middle School	Middle Schools with Students Like Ours
Algebra 1/Math for the Technologies 2	100.0	96.9
English 1	98.3	94.6
Physical Science	N/A	N/A
US History and the Constitution	N/A	0
All Subjects	99.2	96.7

SC PERFORMANCE VISION

By 2020 all students will graduate with the knowledge and skills necessary to compete successfully in the global economy, participate in a democratic society and contribute positively as members of families and communities.

Abbreviations Key

N/A Not Applicable N/AV Not Available N/C Not Collected N/R Not Reported I/S Insufficient Sample TBD To be determined

Oakbrook Middle School [Dorchester 2]

SCHOOL PROFILE

	Our School	Change from Last Year	Middle Schools with Students Like Ours	Median Middle School
Students (n=967)				
Students enrolled in high school credit courses (grades 7 & 8)	36.6%	Down from 45.1%	25.7%	24.6%
Retention rate	0.9%	Down from 1.9%	0.5%	0.6%
Attendance rate	95.5%	Down from 96.1%	96.3%	95.9%
Served by gifted and talented program	20.7%	N/A	24.2%	18.5%
With disabilities	9.0%	N/A	11.7%	13.0%
Older than usual for grade	4.5%	N/A	3.4%	4.8%
Out-of-school suspensions or expulsions for violent and/or criminal offenses	0.2%	Down from 2.9%	0.6%	0.6%
Annual dropout rate	0.2%	No Change	0.0%	0.0%
Teachers (n=58)				
Teachers with advanced degrees	46.6%	Down from 53.8%	62.7%	61.5%
Continuing contract teachers	67.2%	Down from 73.1%	78.9%	77.2%
Teachers returning from previous year	84.2%	Down from 85.7%	88.5%	85.9%
Teacher attendance rate	95.4%	Up from 93.0%	94.7%	94.9%
Average teacher salary*	\$44,562	Down 1.3%	\$48,189	\$47,313
Classes not taught by highly qualified teachers	0.0%	No Change	2.1%	2.0%
Professional development days/teacher	15.3 days	Up from 11.7 days	11.5 days	10.1 days
School				
Principal's years at school	1.0	Down from 25.0	5.0	4.0
Student-teacher ratio in core subjects	24.8 to 1	Down from 25.3 to 1	23.3 to 1	22.1 to 1
Prime instructional time	89.1%	Up from 87.6%	89.7%	89.6%
Opportunities in the arts	Excellent	No Change	Excellent	Good
SACS accreditation	Yes	No Change	Yes	Yes
Parents attending conferences	98.0%	Down from 100.0%	99.7%	99.0%
Character development program	Average	Down from Excellent	Excellent	Good
Dollars spent per pupil**	\$5,863	Up 6.5%	\$6,869	\$7,239
Percent of expenditures for instruction**	67.0%	Down from 69.0%	65.0%	63.0%
Percent of expenditures for teacher salaries**	66.0%	Down from 68.1%	63.0%	61.0%
ESEA composite index score	90.6	Down from 93.9	88.9	83.5

* Length of contract = 185+ days.

** Prior year audited financial data available.

EVALUATION RESULTS

	Teachers	Students*	Parents*
Number of surveys returned	59	274	135
Percent satisfied with learning environment	96.6%	68.3%	85.2%
Percent satisfied with social and physical environment	96.6%	65.9%	78.2%
Percent satisfied with school-home relations	83%	80.6%	79%

*Only students at the highest middle school grade level at this school and their parents were included.

REPORT OF PRINCIPAL AND SCHOOL IMPROVEMENT COUNCIL

The Eagles of Oakbrook are coming off of a banner year. Oakbrook Middle School was one of 19 Dorchester District Two schools to be awarded "Gold" status by the State Department of Education in recognition of the school's fantastic achievement on PASS. Our students have shined in a variety of academic events and competitions. The Oakbrook Math Counts team won the Lowcountry Math Counts Competition, eventually placing 10th in South Carolina. Our Level I QUEST team placed third overall in regional competition. OMS students also competed well in the district sponsored Math is Cool competition, in the Lowcountry Spelling Bee, and the FLL Robotics competition. The school chorus and band earned a variety of Superior and Excellent ratings in the Spring Festival events. The OMS Fine Arts Department collaborated on the production of the musical Annie Jr., incorporating singing, dancing, and acting. Through our service clubs and organizations, OMS students have participated altruistically in such events as Relay for Life, fund raising for the SPCA, Hoops for Heart, Warm Feet-Happy Hearts, and Jeans for Troops Day. Eagle Football won the DD2 Middle School Championship, finishing 8-0 on the season. Lady Eagle Basketball capped off an undefeated season with the DD2 Middle School Championship in January. Eagle Wrestling went undefeated in dual matches, capturing the DD2 Middle School Championship. In a concerted effort to support personal growth of our students, we endeavored to recognize the positive achievements of our students with quarterly recognition through No Discipline Challenges, Honor Roll Awards ceremonies and Gold ID Badges, Positive Referrals, and grade-level hand print walls that recognized students who represent the OMS family well.

With tremendous support from our school board and district office team, the leadership at Oakbrook Middle School will continue to strive to impact our students with innovative, relevant programs designed to prepare our children for the academic opportunities that await them in high school. To support these efforts, we look forward to the return of the Gateway to Technology pre-engineering course. This program fits with the district's vision to provide students with academic learning opportunities that enable them to be college or career ready at the conclusion of their high school studies. In addition, it provides a base for our implementation of STEM (Science, Technology, Engineering, and Math) education throughout OMS.

Although challenges emerge during the course of our work, I can say with full confidence that the children of Oakbrook Middle School are second to none. We will continue to collaborate with families, the community, the school district, and teachers to ensure that Oakbrook Middle School takes its rightful place as one of the best middle schools in South Carolina.

Brion Rutherford, Principal Kimberly Thompson, SIC Chair

Comprehensive detail, including definitions of ratings, performance criteria, and explanations of status, is available on www.ed.sc.gov and www.eoc.sc.gov as well as school and school district websites.

Printed versions are available from school districts upon request.

Abbreviations Key

N/A Not Applicable N/AV Not Available N/C Not Collected N/R Not Reported I/S Insufficient Sample TBD To be determined

NI Newly Identified CSI Continuing School Improvement CA Corrective Action RP Plan to Restructure R Restructure DELAY School Improvement Status HOLD School Improvement Status