



# SC Annual School Report Card Summary

DuBose Middle School  
 Dorchester 2  
 Grades: 6-8 Enrollment: 1,050  
 Principal: Christie O'Rear  
 Superintendent: Joseph R. Pye  
 Board Chair: C. Gail Hughes

## PERFORMANCE

Comprehensive detail, including definitions of ratings, performance criteria, and explanations of status, is available on [www.ed.sc.gov](http://www.ed.sc.gov) and [www.eoc.sc.gov](http://www.eoc.sc.gov) as well as school and school district websites. Printed versions are available from school districts upon request.

YEAR	ABSOLUTE RATING	GROWTH RATING	PALMETTO GOLD AND SILVER AWARD		ESEA/FEDERAL ACCOUNTABILITY RATING SYSTEM	
			General Performance	Closing the Gap	ESEA Grade	Accountability Indicator
2013	Good	Below Average	TBD	TBD	A	N/A
2012	Excellent	Excellent	Gold	Silver	A	N/A
2011	Good	Excellent	Gold	Silver	Not Met	N/A

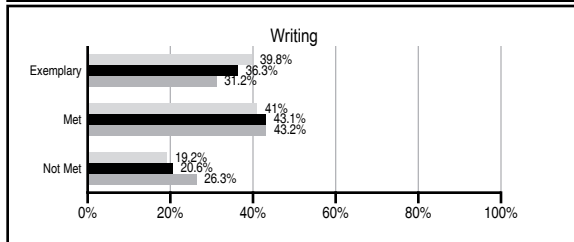
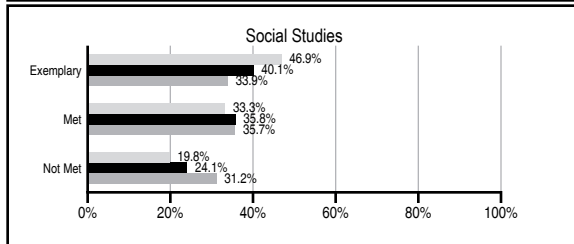
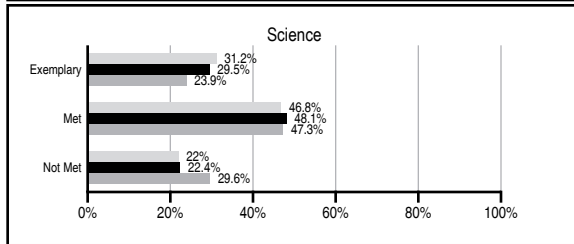
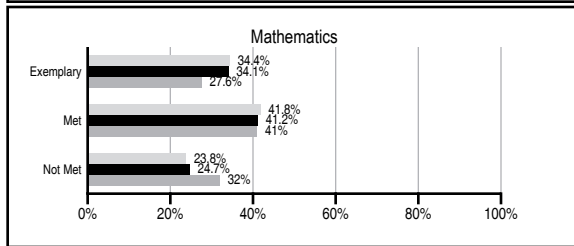
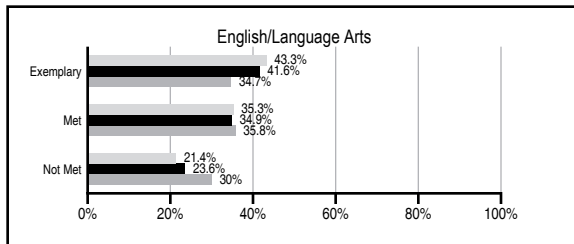
## ABSOLUTE RATINGS OF MIDDLE SCHOOLS WITH STUDENTS LIKE OURS\*

EXCELLENT	GOOD	AVERAGE	BELOW AVERAGE	AT-RISK
11	20	12	0	0

\* Ratings are calculated with data available by 01/15/2014. Schools with Students Like Ours are Middle Schools with Poverty Indices of no more than 5% above or below the index for this school.

## PASS PERFORMANCE

Our School Middle Schools with Students Like Ours Middle schools statewide



## NAEP PERFORMANCE\*

\* Performance reported for SC and nation, data not available at school level. Percentages at NAEP Achievement Levels.



## END OF COURSE TESTS - 2013

% of students scoring 70 or above on:	Our Middle School	Middle Schools with Students Like Ours
Algebra 1/Math for the Technologies 2	100.0	97.4
English 1	98.7	96.4
Physical Science	N/A	N/A
US History and the Constitution	N/A	0
All Subjects	99.3	96.9

## SC PERFORMANCE VISION

*By 2020 all students will graduate with the knowledge and skills necessary to compete successfully in the global economy, participate in a democratic society and contribute positively as members of families and communities.*

### Abbreviations Key

N/A Not Applicable N/AV Not Available N/C Not Collected N/R Not Reported I/S Insufficient Sample TBD To be determined

# DuBose Middle School [Dorchester 2]

## SCHOOL PROFILE

	Our School	Change from Last Year	Middle Schools with Students Like Ours	Median Middle School
<b>Students (n=1,050)</b>				
Students enrolled in high school credit courses (grades 7 & 8)	29.5%	Down from 45.1%	25.7%	24.6%
Retention rate	0.1%	Down from 1.1%	0.5%	0.6%
Attendance rate	94.1%	Down from 94.6%	96.1%	95.9%
Served by gifted and talented program	18.5%	N/A	23.7%	18.5%
With disabilities	10.4%	N/A	11.5%	13.0%
Older than usual for grade	3.8%	N/A	4.0%	4.8%
Out-of-school suspensions or expulsions for violent and/or criminal offenses	3.4%	Up from 0.0%	0.7%	0.6%
Annual dropout rate	0.4%	Up from 0.0%	0.0%	0.0%
<b>Teachers (n=60)</b>				
Teachers with advanced degrees	46.7%	Down from 50.9%	62.8%	61.5%
Continuing contract teachers	70.0%	Down from 77.2%	79.9%	77.2%
Teachers returning from previous year	81.9%	Down from 84.2%	88.8%	85.9%
Teacher attendance rate	93.5%	Down from 94.1%	94.9%	94.9%
Average teacher salary*	\$45,553	Up 2.2%	\$47,602	\$47,313
Classes not taught by highly qualified teachers	0.0%	No Change	0.2%	2.0%
Professional development days/teacher	11.3 days	Up from 11.0 days	11.3 days	10.1 days
<b>School</b>				
Principal's years at school	1.0	Down from 6.0	4.0	4.0
Student-teacher ratio in core subjects	23.9 to 1	Down from 24.8 to 1	22.4 to 1	22.1 to 1
Prime instructional time	85.6%	Down from 87.6%	89.9%	89.6%
Opportunities in the arts	Excellent	No Change	Good	Good
SACS accreditation	Yes	No Change	Yes	Yes
Parents attending conferences	100.0%	Up from 99.5%	99.5%	99.0%
Character development program	Good	No Change	Excellent	Good
Dollars spent per pupil**	\$5,893	Up 3.0%	\$6,814	\$7,239
Percent of expenditures for instruction**	64.0%	Up from 63.2%	65.0%	63.0%
Percent of expenditures for teacher salaries**	63.0%	Up from 62.0%	63.0%	61.0%
ESEA composite index score	92.1	Up from 90.5	87.2	83.5

\* Length of contract = 185+ days.

\*\* Prior year audited financial data available.

## EVALUATION RESULTS

	Teachers	Students*	Parents*
Number of surveys returned	58	344	122
Percent satisfied with learning environment	93.1%	63.4%	82%
Percent satisfied with social and physical environment	96.6%	71.4%	79.5%
Percent satisfied with school-home relations	80.7%	86%	69.7%

\*Only students at the highest middle school grade level at this school and their parents were included.

Comprehensive detail, including definitions of ratings, performance criteria, and explanations of status, is available on [www.ed.sc.gov](http://www.ed.sc.gov) and [www.eoc.sc.gov](http://www.eoc.sc.gov) as well as school and school district websites.

Printed versions are available from school districts upon request.

## REPORT OF PRINCIPAL AND SCHOOL IMPROVEMENT COUNCIL

DuBose Middle School is located in the northern most part of the school district in the Knightsville area. The mission of DuBose Middle School is to provide a safe environment where all students can learn at their highest level. Our vision is to provide each of our students with the skills necessary to become productive citizens by providing a nurturing environment with rigorous and relevant learning; and by providing an environment where staff, parents and community work together to provide challenges and opportunities for each student to reach their full potential. DMS received an absolute rating of Excellent on the 2012 state report card. We also received the Palmetto Gold Award for Academic Achievement and Silver Award for Closing the Achievement Gap.

This year the student body demonstrated their academic abilities during the Low Country Quest Competitions, Quiz Bowl, spelling bees, Storm the Citadel Trebuchet Competition and other academic competitions. Our band received a superior rating and our chorus an excellent rating in statewide competitions. Our steel drum band is the largest middle school steel band among public schools in the nation. Our athletic teams continued to excel with a district championship in volleyball and baseball, and runner-up in wrestling.

DMS continues to strive to close achievement gaps in all academic areas. Analysis of our 2012 PASS and other assessment data shows that our students are progressing. We use the Scholastic Read 180 program in all grades to address the needs of struggling readers. Instructional technology is used with SMART Boards, wireless laptops, iPods and computer labs. We also use the Compass Learning Program, Math Assistance Class and Insiders Courtyard tutoring to assist students in achieving at their own pace. Assessment data is used to identify areas of students' strengths and deficiencies.

We continue to communicate with parents by utilizing the web-based Parent Portal in Power School. Parents can access students' grades, attendance, discipline and other student information through this system. ParentLink Communication System and weekly classroom and homework agendas are also used to keep parents informed and involved in their students' learning. The school website and parent focus meetings are used to address the challenges of home-to-school relations, as well as a text messenger service.

Teacher professional development continues to focus on best instructional practices that include differentiated instruction, explicit direct instruction, Target Teach, and ENI formatted lesson plans to help address the varied needs of our students. Implementation of technology initiatives and differentiated instructional practices, were a continued focus of our staff development this school year. The DMS faculty, staff and students continue to show their P.R.I.D.E. every day.

Christie O'Rear, Principal      Stephanie Mitchum, S.I.C. Chairperson

### Abbreviations Key

N/A Not Applicable N/AV Not Available N/C Not Collected N/R Not Reported I/S Insufficient Sample TBD To be determined

NI Newly Identified CSI Continuing School Improvement CA Corrective Action RP Plan to Restructure R Restructure DELAY School Improvement Status HOLD School Improvement Status