



SC Annual School Report Card Summary

Rollings Middle School of the Arts
 Dorchester 2
 Grades: 6-8 Enrollment: 667
 Principal: Dr. Kathy Sobolewski
 Superintendent: Joseph R. Pye
 Board Chair: C. Gail Hughes

PERFORMANCE

Comprehensive detail, including definitions of ratings, performance criteria, and explanations of status, is available on www.ed.sc.gov and www.eoc.sc.gov as well as school and school district websites. Printed versions are available from school districts upon request.

| YEAR | ABSOLUTE RATING | GROWTH RATING | PALMETTO GOLD AND SILVER AWARD | | ESEA/FEDERAL ACCOUNTABILITY RATING SYSTEM | |
|------|-----------------|---------------|--------------------------------|-----------------|---|--------------------------|
| | | | General Performance | Closing the Gap | ESEA Grade | Accountability Indicator |
| 2013 | Excellent | Good | TBD | TBD | A | N/A |
| 2012 | Excellent | Excellent | Gold | Gold | A | N/A |
| 2011 | Excellent | Excellent | Gold | Gold | Met | N/A |

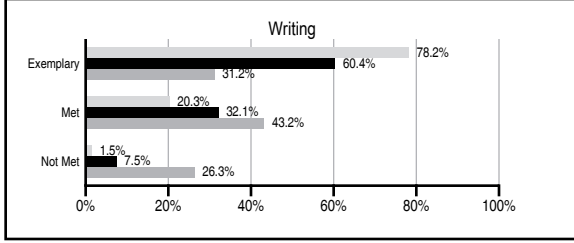
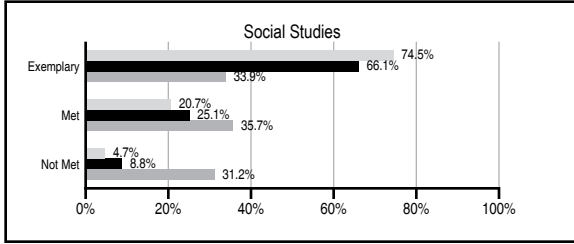
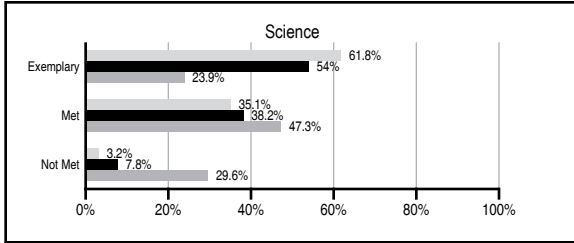
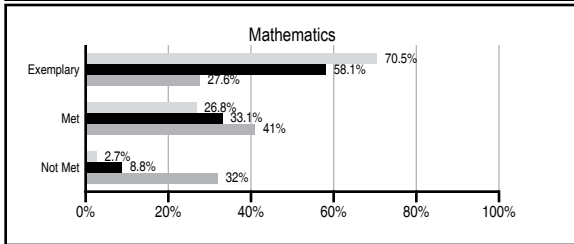
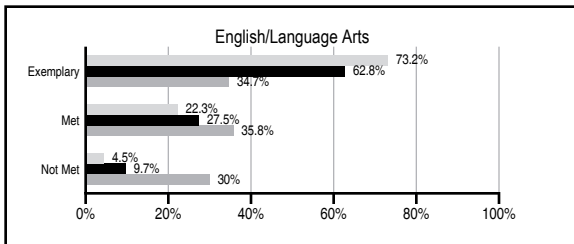
ABSOLUTE RATINGS OF MIDDLE SCHOOLS WITH STUDENTS LIKE OURS*

| EXCELLENT | GOOD | AVERAGE | BELOW AVERAGE | AT-RISK |
|-----------|------|---------|---------------|---------|
| 8 | 0 | 0 | 0 | 0 |

* Ratings are calculated with data available by 01/15/2014. Schools with Students Like Ours are Middle Schools with Poverty Indices of no more than 5% above or below the index for this school.

PASS PERFORMANCE

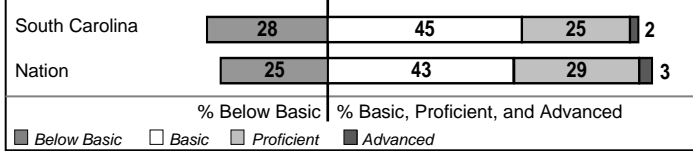
Our School Middle Schools with Students Like Ours Middle schools statewide



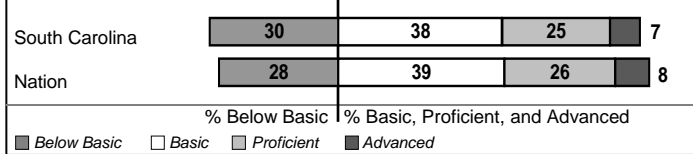
NAEP PERFORMANCE*

* Performance reported for SC and nation, data not available at school level. Percentages at NAEP Achievement Levels.

READING – GRADE 8 (2011)



MATH – GRADE 8 (2011)



SCIENCE – GRADE 8 (2011)



END OF COURSE TESTS - 2013

| % of students scoring 70 or above on: | Our Middle School | Middle Schools with Students Like Ours |
|---------------------------------------|-------------------|--|
| Algebra 1/Math for the Technologies 2 | 100.0 | 99.9 |
| English 1 | 100.0 | 99.7 |
| Physical Science | N/A | N/A |
| US History and the Constitution | N/A | N/A |
| All Subjects | 100.0 | 99.8 |

SC PERFORMANCE VISION

By 2020 all students will graduate with the knowledge and skills necessary to compete successfully in the global economy, participate in a democratic society and contribute positively as members of families and communities.

Abbreviations Key

N/A Not Applicable N/AV Not Available N/C Not Collected N/R Not Reported I/S Insufficient Sample TBD To be determined

Rollings Middle School of the Arts [Dorchester 2]

SCHOOL PROFILE

| | Our School | Change from Last Year | Middle Schools with Students Like Ours | Median Middle School |
|--|------------|-----------------------|--|----------------------|
| Students (n=667) | | | | |
| Students enrolled in high school credit courses (grades 7 & 8) | 44.7% | Up from 42.4% | 31.3% | 24.6% |
| Retention rate | 0.2% | Up from 0.0% | 0.2% | 0.6% |
| Attendance rate | 97.5% | Down from 97.8% | 96.5% | 95.9% |
| Served by gifted and talented program | 99.8% | N/A | 43.4% | 18.5% |
| With disabilities | 2.4% | N/A | 6.9% | 13.0% |
| Older than usual for grade | 0.8% | N/A | 1.2% | 4.8% |
| Out-of-school suspensions or expulsions for violent and/or criminal offenses | 0.4% | Up from 0.2% | 0.4% | 0.6% |
| Annual dropout rate | 0.0% | No Change | 0.0% | 0.0% |
| Teachers (n=38) | | | | |
| Teachers with advanced degrees | 55.3% | Up from 48.6% | 61.1% | 61.5% |
| Continuing contract teachers | 81.6% | Down from 86.5% | 85.5% | 77.2% |
| Teachers returning from previous year | 88.5% | Down from 89.5% | 89.3% | 85.9% |
| Teacher attendance rate | 92.7% | Down from 95.1% | 94.9% | 94.9% |
| Average teacher salary* | \$51,040 | Up 7.6% | \$50,861 | \$47,313 |
| Classes not taught by highly qualified teachers | 0.0% | No Change | 3.0% | 2.0% |
| Professional development days/teacher | 16.6 days | Up from 14.2 days | 10.1 days | 10.1 days |
| School | | | | |
| Principal's years at school | 3.0 | Up from 2.0 | 2.0 | 4.0 |
| Student-teacher ratio in core subjects | 27.8 to 1 | Up from 27.5 to 1 | 24.4 to 1 | 22.1 to 1 |
| Prime instructional time | 88.9% | Down from 92.1% | 89.9% | 89.6% |
| Opportunities in the arts | Excellent | No Change | Excellent | Good |
| SACS accreditation | Yes | No Change | Yes | Yes |
| Parents attending conferences | 99.7% | Down from 99.9% | 99.2% | 99.0% |
| Character development program | Excellent | No Change | Excellent | Good |
| Dollars spent per pupil** | \$6,423 | Up 1.4% | \$6,905 | \$7,239 |
| Percent of expenditures for instruction** | 63.0% | Down from 63.9% | 65.5% | 63.0% |
| Percent of expenditures for teacher salaries** | 61.0% | Down from 63.1% | 64.5% | 61.0% |
| ESEA composite index score | 100.0 | No Change | 94.0 | 83.5 |

* Length of contract = 185+ days.

** Prior year audited financial data available.

EVALUATION RESULTS

| | Teachers | Students* | Parents* |
|--|----------|-----------|----------|
| Number of surveys returned | 41 | 202 | 98 |
| Percent satisfied with learning environment | 97.5% | 89.6% | 94.9% |
| Percent satisfied with social and physical environment | 95.1% | 89.1% | 93.8% |
| Percent satisfied with school-home relations | 97.6% | 92% | 92.7% |

*Only students at the highest middle school grade level at this school and their parents were included.

REPORT OF PRINCIPAL AND SCHOOL IMPROVEMENT COUNCIL

REPORT OF PRINCIPAL AND SCHOOL IMPROVEMENT COUNCIL

Rollings Middle School of the Arts served 663 artistically gifted sixth through eighth grade students from Dorchester School District Two during 2012-2013. The staff consists of 38 certified faculty and 18 classified employees. Students spend equal amounts of time each day in four core academic courses and a core art course (band, dance, piano, strings, theatre arts, visual arts, or vocal music). Because a high proportion of students are also academically gifted, all of the teachers at RMSA are GATE-endorsed or in the process of completing GATE courses. Core academic teachers create innovative lessons which infuse the various art disciplines. These practices make learning relevant to our students and allow teachers to meet students' specific needs.

Our students continue to excel with the help of faculty members who focus on rigor, relevance, and relationships. RMSA received the Palmetto Gold Award because of overall student performance based upon the state report card absolute and improvement ratings of "Excellent." Additionally, receiving the Palmetto Gold Award for "Closing the Achievement Gap" recognizes our commitment to teaching each child to their fullest ability. The RMSA federal accountability score was a perfect 100.

Our students excelled in many academic competitions including QUEST, Math is Cool, Spelling Bee, Reflections, and Math Counts. Our sports teams also were highly competitive with the softball team winning the district championship. We have completed our first year implementation of "The Seven Habits of Highly Effective People" initiative. All students are paired with a staff member for leadership instruction and community improvement projects. The acquisition of these skills will serve our students in high school, college, the workplace, and beyond.

Rollings PTSA reached 100% membership again this school year and recorded more than 2200 volunteer hours. Parents, teachers, and students work together to make RMSA an excellent, family-friendly school with high expectations and quality results.

Dr. Kathy Sobolewski, Principal Mr. Rick Sutton, SIC Chairman

Comprehensive detail, including definitions of ratings, performance criteria, and explanations of status, is available on www.ed.sc.gov and www.eoc.sc.gov as well as school and school district websites.

Printed versions are available from school districts upon request.

Abbreviations Key

N/A Not Applicable N/AV Not Available N/C Not Collected N/R Not Reported I/S Insufficient Sample TBD To be determined

NI Newly Identified CSI Continuing School Improvement CA Corrective Action RP Plan to Restructure R Restructure DELAY School Improvement Status HOLD School Improvement Status