



# SC Annual School Report Card Summary

Alston Middle School  
 Dorchester 2  
 Grades: 6-8 Enrollment: 893  
 Principal: Thad Schmenk  
 Superintendent: Joseph R. Pye  
 Board Chair: C. Gail Hughes

## PERFORMANCE

Comprehensive detail, including definitions of ratings, performance criteria, and explanations of status, is available on [www.ed.sc.gov](http://www.ed.sc.gov) and [www.eoc.sc.gov](http://www.eoc.sc.gov) as well as school and school district websites. Printed versions are available from school districts upon request.

YEAR	ABSOLUTE RATING	GROWTH RATING	PALMETTO GOLD AND SILVER AWARD		ESEA/FEDERAL ACCOUNTABILITY RATING SYSTEM	
			General Performance	Closing the Gap	ESEA Grade	Accountability Indicator
2013	Good	Average	TBD	TBD	A	N/A
2012	Good	Excellent	Gold	N/A	A	N/A
2011	Good	Good	Silver	N/A	Not Met	N/A

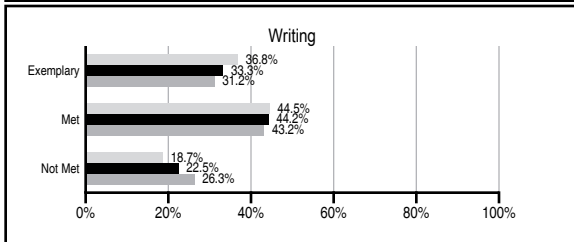
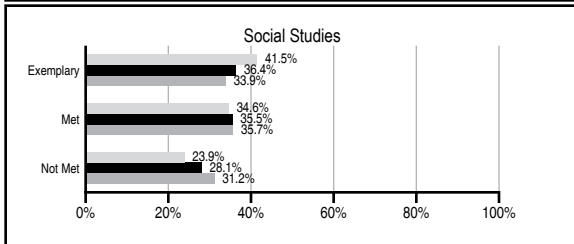
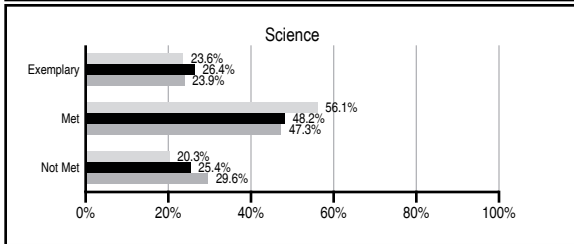
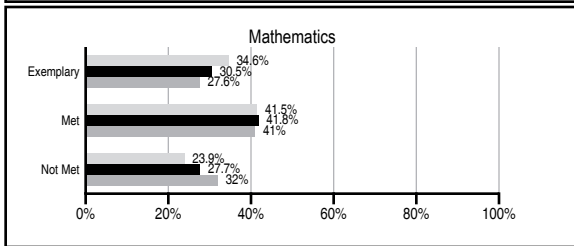
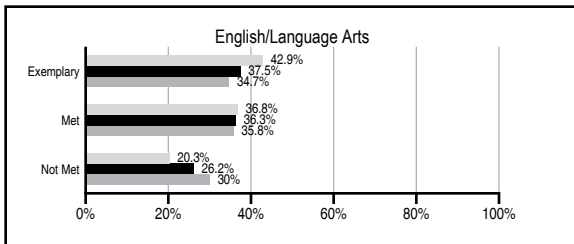
## ABSOLUTE RATINGS OF MIDDLE SCHOOLS WITH STUDENTS LIKE OURS\*

EXCELLENT	GOOD	AVERAGE	BELOW AVERAGE	AT-RISK
7	22	27	1	1

\* Ratings are calculated with data available by 01/15/2014. Schools with Students Like Ours are Middle Schools with Poverty Indices of no more than 5% above or below the index for this school.

## PASS PERFORMANCE

Our School Middle Schools with Students Like Ours Middle schools statewide



## NAEP PERFORMANCE\*

\* Performance reported for SC and nation, data not available at school level. Percentages at NAEP Achievement Levels.



## END OF COURSE TESTS - 2013

% of students scoring 70 or above on:	Our Middle School	Middle Schools with Students Like Ours
Algebra 1/Math for the Technologies 2	100.0	95.8
English 1	93.8	93.3
Physical Science	N/A	N/A
US History and the Constitution	N/A	N/A
All Subjects	97.4	95.2

## SC PERFORMANCE VISION

By 2020 all students will graduate with the knowledge and skills necessary to compete successfully in the global economy, participate in a democratic society and contribute positively as members of families and communities.

### Abbreviations Key

N/A Not Applicable N/AV Not Available N/C Not Collected N/R Not Reported I/S Insufficient Sample TBD To be determined

# Alston Middle School [Dorchester 2]

## SCHOOL PROFILE

	Our School	Change from Last Year	Middle Schools with Students Like Ours	Median Middle School
<b>Students (n=893)</b>				
Students enrolled in high school credit courses (grades 7 & 8)	34.0%	Down from 41.9%	27.9%	24.6%
Retention rate	1.3%	Up from 1.0%	0.5%	0.6%
Attendance rate	96.3%	Down from 96.5%	95.9%	95.9%
Served by gifted and talented program	19.2%	N/A	21.4%	18.5%
With disabilities	12.4%	N/A	12.8%	13.0%
Older than usual for grade	4.6%	N/A	4.7%	4.8%
Out-of-school suspensions or expulsions for violent and/or criminal offenses	4.4%	Up from 2.1%	0.9%	0.6%
Annual dropout rate	0.0%	No Change	0.0%	0.0%
<b>Teachers (n=60)</b>				
Teachers with advanced degrees	45.0%	Down from 50.9%	65.8%	61.5%
Continuing contract teachers	60.0%	Down from 65.5%	83.3%	77.2%
Teachers returning from previous year	83.4%	Down from 84.0%	88.8%	85.9%
Teacher attendance rate	92.4%	Down from 93.4%	94.6%	94.9%
Average teacher salary*	\$43,637	Up 1.6%	\$48,394	\$47,313
Classes not taught by highly qualified teachers	2.6%	Up from 0.0%	0.4%	2.0%
Professional development days/teacher	10.3 days	Up from 8.5 days	9.4 days	10.1 days
<b>School</b>				
Principal's years at school	2.0	Up from 1.0	4.0	4.0
Student-teacher ratio in core subjects	22.6 to 1	Down from 25.5 to 1	22.6 to 1	22.1 to 1
Prime instructional time	87.0%	Down from 88.4%	89.7%	89.6%
Opportunities in the arts	Excellent	No Change	Good	Good
SACS accreditation	Yes	No Change	Yes	Yes
Parents attending conferences	98.4%	Up from 96.2%	98.8%	99.0%
Character development program	Good	No Change	Excellent	Good
Dollars spent per pupil**	\$6,369	Up 1.9%	\$7,074	\$7,239
Percent of expenditures for instruction**	61.0%	Down from 63.0%	64.0%	63.0%
Percent of expenditures for teacher salaries**	55.0%	Down from 61.8%	61.0%	61.0%
ESEA composite index score	92.7	Down from 94.0	86.9	83.5

\* Length of contract = 185+ days.

\*\* Prior year audited financial data available.

## EVALUATION RESULTS

	Teachers	Students*	Parents*
Number of surveys returned	56	188	73
Percent satisfied with learning environment	98.2%	71.8%	93.2%
Percent satisfied with social and physical environment	96.5%	77%	82.2%
Percent satisfied with school-home relations	80%	87.3%	90.5%

\*Only students at the highest middle school grade level at this school and their parents were included.

## REPORT OF PRINCIPAL AND SCHOOL IMPROVEMENT COUNCIL

As one of the oldest schools in Dorchester District Two, Alston Middle School has a long history of excellence, and the 2012–2013 school year was no exception. With an “All Hands on Deck” mindset, teachers, parents, business partners and volunteers worked to develop true relationships with students and with each other. Rallying around a re-commitment to excellence in academics and to meeting the needs of all students, AMS realized many notable achievements this past year.

First and foremost, students and teachers focused on instructional goals that resulted in AMS earning the Palmetto Gold Award for academic excellence. Our students also performed well at the Quest Academic Competition, bringing home the 2nd place award for overall performance (Level 1) for the second year in a row. Teachers, the PTSA, and the SIC increased security measures, started a food pantry, and offered meaningful after school programs for students and parents. Students demonstrated their fine arts talents via numerous performances, with the Musical Fame and the special theatrical production of “Edgar Allen Poe’s House” being two exceptional highlights. Furthermore, our coaches and athletes performed well on the athletic courts and fields, demonstrating both athleticism and sportsmanship.

This year, Alston Middle School also renewed its commitment to be a community school. During this school year, we contributed to our community’s needs by providing baskets of food and supplies in November and December to our local food bank and families in need. Contributions to charitable organizations included donations to the United Way, Leukemia Society, and the H.E.N. project. We participated in community events such as the Komen Race for the Cure, the Summerville farmers’ market, and the “Scarecrows on the Square” festival. AMS is committed to developing successful productive citizens who understand the needs and goals of our local area. We know and understand that involvement and support from our families, students, and community stakeholders is essential to our students’ success and achievement.

As we look to the future, AMS is prepared to take on the challenges that a new state testing system and the transition to Common Core Standards will bring. We embrace the need to develop a curriculum and core set of instructional strategies that will prepare students to be both college and career ready as well as provide them the life skills necessary to be a productive citizen in the 21st century. Our recent partnerships with Junior Achievement to provide career speakers, with SPAWAR to provide support for our Robotics/Lego team, and a grant of \$75,000 from Boeing to bring pre-engineering courses to our campus will surely give AMS an essential boost in taking on these challenges.

In summary, we take exceptional pride in the strength and diversity of the programs we offer, in the quality of our teachers, in the participation of our parents, and especially in the accomplishments of our students. We will continue to demonstrate a committed effort toward communicating our school’s vision, improving student achievement, and exhibiting pride in accomplishing our goals.

Thad Schmenk, Principal Anna Princic, SIC Chairman

Comprehensive detail, including definitions of ratings, performance criteria, and explanations of status, is available on [www.ed.sc.gov](http://www.ed.sc.gov) and [www.eoc.sc.gov](http://www.eoc.sc.gov) as well as school and school district websites.

Printed versions are available from school districts upon request.

### Abbreviations Key

N/A Not Applicable N/AV Not Available N/C Not Collected N/R Not Reported I/S Insufficient Sample TBD To be determined

NI Newly Identified CSI Continuing School Improvement CA Corrective Action RP Plan to Restructure R Restructure DELAY School Improvement Status HOLD School Improvement Status