



# SC Annual School Report Card Summary

Lake View High School  
 Dillon 4  
 Grades: 6-12 Enrollment: 428  
 Principal: Mr. Edison Arnette  
 Superintendent: D. Ray Rogers  
 Board Chair: Fitzgerald Lytch

## PERFORMANCE

Comprehensive detail, including definitions of ratings, performance criteria, and explanations of status, is available on [www.ed.sc.gov](http://www.ed.sc.gov) and [www.eoc.sc.gov](http://www.eoc.sc.gov) as well as school and school district websites. Printed versions are available from school districts upon request.

YEAR	ABSOLUTE RATING	GROWTH RATING	PALMETTO GOLD AND SILVER AWARD		ESEA/FEDERAL ACCOUNTABILITY RATING SYSTEM	
			General Performance	Closing the Gap	ESEA Grade	Accountability Indicator
2013	Average	Average	TBD	TBD	B	N/A
2012	Average	Average	N/A	N/A	N/A	N/A
2011	Average	Average	N/A	N/A	N/A	N/A

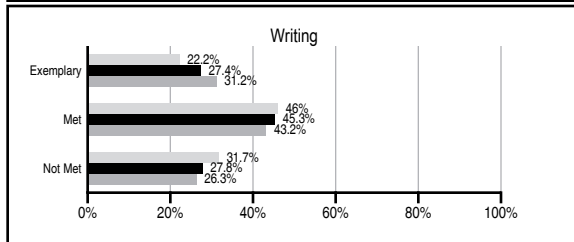
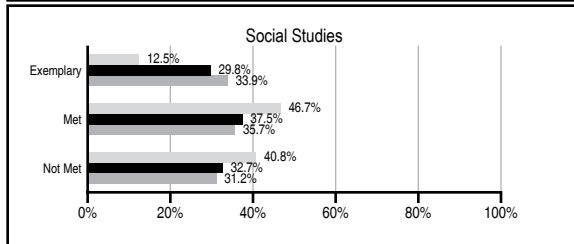
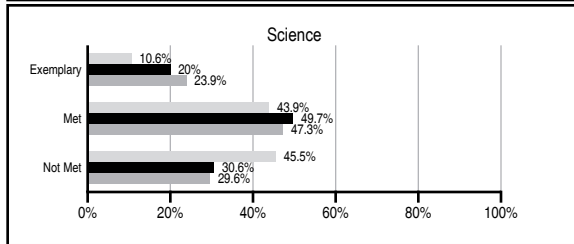
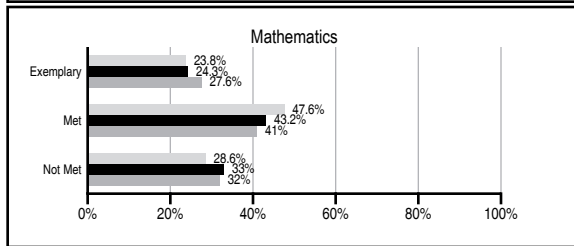
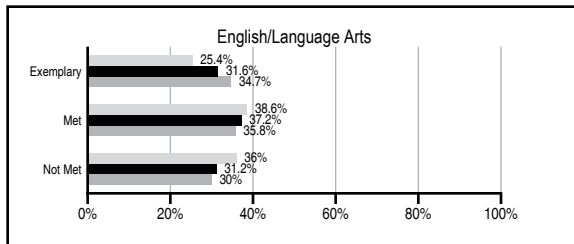
## ABSOLUTE RATINGS OF MIDDLE SCHOOLS WITH STUDENTS LIKE OURS\*

EXCELLENT	GOOD	AVERAGE	BELOW AVERAGE	AT-RISK
3	7	46	5	0

\* Ratings are calculated with data available by 01/15/2014. Schools with Students Like Ours are Middle Schools with Poverty Indices of no more than 5% above or below the index for this school.

## PASS PERFORMANCE

Our School Middle Schools with Students Like Ours Middle schools statewide



## NAEP PERFORMANCE\*

\* Performance reported for SC and nation, data not available at school level. Percentages at NAEP Achievement Levels.



## END OF COURSE TESTS - 2013

% of students scoring 70 or above on:	Our Middle School	Middle Schools with Students Like Ours
Algebra 1/Math for the Technologies 2	100.0	97.1
English 1	N/A	96.3
Physical Science	N/A	N/A
US History and the Constitution	N/A	N/A
All Subjects	100.0	97.2

## SC PERFORMANCE VISION

By 2020 all students will graduate with the knowledge and skills necessary to compete successfully in the global economy, participate in a democratic society and contribute positively as members of families and communities.

### Abbreviations Key

N/A Not Applicable N/AV Not Available N/C Not Collected N/R Not Reported I/S Insufficient Sample TBD To be determined

# Lake View High School [Dillon 4]

## SCHOOL PROFILE

	Our School	Change from Last Year	Middle Schools with Students Like Ours	Median Middle School
<b>Students (n=428)</b>				
Students enrolled in high school credit courses (grades 7 & 8)	25.7%	Up from 0.0%	21.9%	24.6%
Retention rate	0.0%	Down from 4.0%	0.9%	0.6%
Attendance rate	94.9%	Down from 96.2%	95.6%	95.9%
Served by gifted and talented program	2.8%	N/A	17.1%	18.5%
With disabilities	14.4%	N/A	13.8%	13.0%
Older than usual for grade	12.0%	N/A	6.0%	4.8%
Out-of-school suspensions or expulsions for violent and/or criminal offenses	5.1%	Up from 0.0%	0.7%	0.6%
Annual dropout rate	0.0%	No Change	0.0%	0.0%
<b>Teachers (n=25)</b>				
Teachers with advanced degrees	48.0%	Up from 33.3%	58.6%	61.5%
Continuing contract teachers	76.0%	Down from 100.0%	76.0%	77.2%
Teachers returning from previous year	74.1%	Down from 74.4%	84.8%	85.9%
Teacher attendance rate	96.0%	Up from 91.5%	94.9%	94.9%
Average teacher salary*	\$43,420	Down 9.6%	\$46,591	\$47,313
Classes not taught by highly qualified teachers	0.0%	Down from 6.7%	2.0%	2.0%
Professional development days/teacher	13.8 days	Up from 8.5 days	11.3 days	10.1 days
<b>School</b>				
Principal's years at school	22.0	Up from 1.0	6.0	4.0
Student-teacher ratio in core subjects	26.1 to 1	Down from 28.5 to 1	21.9 to 1	22.1 to 1
Prime instructional time	90.0%	Up from 86.3%	89.4%	89.6%
Opportunities in the arts	Good	No Change	Good	Good
SACS accreditation	No	No Change	Yes	Yes
Parents attending conferences	93.4%	Up from 70.1%	98.2%	99.0%
Character development program	Average	No Change	Good	Good
Dollars spent per pupil**	\$5,329	Down 40.2%	\$7,020	\$7,239
Percent of expenditures for instruction**	60.0%	Up from 44.3%	63.0%	63.0%
Percent of expenditures for teacher salaries**	54.0%	Up from 40.2%	60.5%	61.0%
ESEA composite index score	83.1	Down from 87.8	81.4	83.5

\* Length of contract = 185+ days.

\*\* Prior year audited financial data available.

## EVALUATION RESULTS

	Teachers	Students*	Parents*
Number of surveys returned	31	52	52
Percent satisfied with learning environment	96.8%	84.6%	82.6%
Percent satisfied with social and physical environment	100%	84.6%	90.2%
Percent satisfied with school-home relations	80.7%	86.5%	84%

\*Only students at the highest middle school grade level at this school and their parents were included.

Comprehensive detail, including definitions of ratings, performance criteria, and explanations of status, is available on [www.ed.sc.gov](http://www.ed.sc.gov) and [www.eoc.sc.gov](http://www.eoc.sc.gov) as well as school and school district websites.

Printed versions are available from school districts upon request.

## REPORT OF PRINCIPAL AND SCHOOL IMPROVEMENT COUNCIL

The mission of Lake View High School is to develop life-long learners and responsible, productive members of society by providing academic, social, and emotional skills through cooperation of school and community. With this mission as the center piece, LVHS is proud to present to parents, teachers, students, and community members the 2013 LVHS South Carolina School Report Card.

Lake View High School has academically and athletically talented students in grades 6th through 12th. Lake View High School welcomed 6th and 7th graders for the 2012-13 school year into a newly built addition for the middle school. With this merger the goals of Lake View High School continued with Student Academic Success as the major concern. This included more resources for all students and regular collaboration between the middle and high school level teachers.

The Lake View High School faculty and staff are committed to build rigor, relevant, and positive relationships to enhance student learning. Curriculum planning and implementation of standards based instruction was continued to guide student achievement. A comprehensive testing plan for the 2012-2013 school year was developed using information from MAP, HSAP, EOC, PASS, SAT, and ACT data. The following programs were implemented to assist in identifying aiding At-Risk Students, (Tutoring, Mentoring, Military ASAB testing, Career Counseling, PAXIN Program, Credit Recovery and Trinity Behavior Counseling).

Student test scores continue to improve. Many new opportunities are in place at Lake View High School to provide our students with new avenues to excel. Students are still provided more and more chances to develop their skills through programs such as The Reading Counts reading program, A Plus, SAT workshops and software packages for remediation and enrichment. With the partnership with Northeastern Technical College students are able to receive dual credit; college credit as well as high school credit. This articulation agreement will allow students who successfully complete certain course work a head start into their next level of education beyond high school.

The faculty and staff continue to reach high levels of self-growth through professional development in technology, instructional delivery, Common Core Standards and knowledge of SC State Standards to continue to improve student academic performance. Our School Technical Assistance Team, school based "learning communities" and School Improvement Council strive to work together to provide research based opportunities for improving teacher skills and strategies.

In the face of this challenging time, we continue to have obstacles that have a direct impact on our goal of providing educational excellence. Teacher recruitment, financial concerns, student apathy, parent involvement, professional training, and community support are serious issues to be addressed. Discipline/Attendance issues, inadequacies in our school facilities and a poor economic base create a negative tone for achieving our goals. We are determined to find new innovative methods of using our limited resources to help each and every child succeed.

To provide each of our students the highest quality of education, the talents, strengths and skills of students, parents, teachers, and community members must be combined and used to enhance academic and social success. It truly takes, "All hands pulling together the rope of victory to increase Student Academic Success." Lake

### Abbreviations Key

N/A Not Applicable N/AV Not Available N/C Not Collected N/R Not Reported I/S Insufficient Sample TBD To be determined

NI Newly Identified CSI Continuing School Improvement CA Corrective Action RP Plan to Restructure R Restructure DELAY School Improvement Status HOLD School Improvement Status