



SC Annual School Report Card Summary

Latta Middle School
 Dillon 3
 Grades: 6-8 Enrollment: 403
 Principal: George Liebenrood
 Superintendent: Dr. John M. Kirby, Jr.
 Board Chair: Betty Jo Johnson

PERFORMANCE

Comprehensive detail, including definitions of ratings, performance criteria, and explanations of status, is available on www.ed.sc.gov and www.eoc.sc.gov as well as school and school district websites. Printed versions are available from school districts upon request.

YEAR	ABSOLUTE RATING	GROWTH RATING	PALMETTO GOLD AND SILVER AWARD		ESEA/FEDERAL ACCOUNTABILITY RATING SYSTEM	
			General Performance	Closing the Gap	ESEA Grade	Accountability Indicator
2013	Average	Good	TBD	TBD	C	N/A
2012	Average	Average	N/A	N/A	A	N/A
2011	Average	Average	Silver	N/A	Not Met	N/A

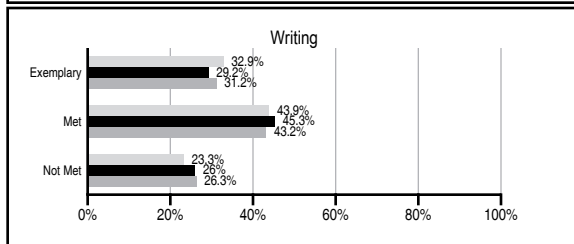
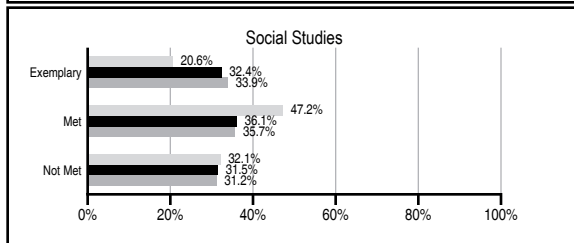
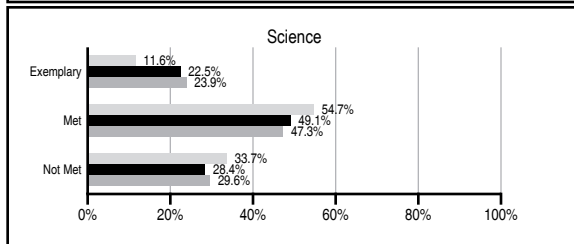
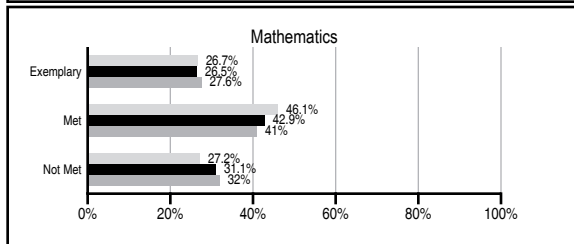
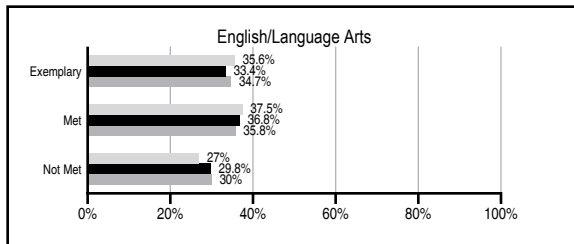
ABSOLUTE RATINGS OF MIDDLE SCHOOLS WITH STUDENTS LIKE OURS*

EXCELLENT	GOOD	AVERAGE	BELOW AVERAGE	AT-RISK
3	11	45	2	0

* Ratings are calculated with data available by 01/15/2014. Schools with Students Like Ours are Middle Schools with Poverty Indices of no more than 5% above or below the index for this school.

PASS PERFORMANCE

Our School
 Middle Schools with Students Like Ours
 Middle schools statewide



NAEP PERFORMANCE*

* Performance reported for SC and nation, data not available at school level. Percentages at NAEP Achievement Levels.



END OF COURSE TESTS - 2013

% of students scoring 70 or above on:	Our Middle School	Middle Schools with Students Like Ours
Algebra 1/Math for the Technologies 2	98.4	98.0
English 1	N/A	97.7
Physical Science	N/A	N/A
US History and the Constitution	N/A	N/A
All Subjects	98.4	97.8

SC PERFORMANCE VISION

By 2020 all students will graduate with the knowledge and skills necessary to compete successfully in the global economy, participate in a democratic society and contribute positively as members of families and communities.

Abbreviations Key

N/A Not Applicable N/AV Not Available N/C Not Collected N/R Not Reported I/S Insufficient Sample TBD To be determined

Latta Middle School [Dillon 3]

SCHOOL PROFILE

	Our School	Change from Last Year	Middle Schools with Students Like Ours	Median Middle School
Students (n=403)				
Students enrolled in high school credit courses (grades 7 & 8)	40.8%	Down from 41.6%	25.1%	24.6%
Retention rate	1.3%	Up from 0.5%	0.8%	0.6%
Attendance rate	96.2%	Down from 96.5%	95.5%	95.9%
Served by gifted and talented program	17.5%	N/A	18.6%	18.5%
With disabilities	12.0%	N/A	13.9%	13.0%
Older than usual for grade	6.0%	N/A	6.1%	4.8%
Out-of-school suspensions or expulsions for violent and/or criminal offenses	0.0%	No Change	0.7%	0.6%
Annual dropout rate	0.0%	No Change	0.0%	0.0%
Teachers (n=15)				
Teachers with advanced degrees	73.3%	Up from 60.0%	58.7%	61.5%
Continuing contract teachers	93.3%	No Change	78.5%	77.2%
Teachers returning from previous year	83.2%	Up from 82.2%	86.0%	85.9%
Teacher attendance rate	94.8%	Down from 96.4%	94.6%	94.9%
Average teacher salary*	\$44,819	Up 1.2%	\$47,174	\$47,313
Classes not taught by highly qualified teachers	0.0%	No Change	0.5%	2.0%
Professional development days/teacher	14.6 days	Up from 12.7 days	10.5 days	10.1 days
School				
Principal's years at school	4.0	Up from 3.0	4.0	4.0
Student-teacher ratio in core subjects	25.0 to 1	Down from 27.8 to 1	21.7 to 1	22.1 to 1
Prime instructional time	90.5%	Down from 92.7%	89.0%	89.6%
Opportunities in the arts	Good	No Change	Good	Good
SACS accreditation	Yes	No Change	Yes	Yes
Parents attending conferences	99.8%	Down from 100.0%	98.2%	99.0%
Character development program	Excellent	No Change	Good	Good
Dollars spent per pupil**	\$4,999	Down 15.7%	\$7,090	\$7,239
Percent of expenditures for instruction**	65.0%	Up from 64.3%	63.0%	63.0%
Percent of expenditures for teacher salaries**	57.0%	Down from 63.5%	61.0%	61.0%
ESEA composite index score	75.6	Down from 90.2	83.3	83.5

* Length of contract = 185+ days.

** Prior year audited financial data available.

EVALUATION RESULTS

	Teachers	Students*	Parents*
Number of surveys returned	21	107	57
Percent satisfied with learning environment	100%	85.1%	94.7%
Percent satisfied with social and physical environment	100%	78.3%	78.6%
Percent satisfied with school-home relations	90%	83.9%	87.7%

*Only students at the highest middle school grade level at this school and their parents were included.

REPORT OF PRINCIPAL AND SCHOOL IMPROVEMENT COUNCIL

The 2012-2013 school year has been a great one at Latta Middle School and we have many accomplishments to be proud of.

This is our fourth year of offering Algebra I to all 8th grade students. Our results on the End of Course Exam have shown tremendous gains, and we continue to score well above the state average. We are now offering Physical Education and Keyboarding for high school credit, as well.

We have continued with the Viking Laptop Academy. Through this initiative we have issued a laptop to every eighth grade student and provided the services of an Instructional Technology Coach to strengthen the technology proficiency of both students and teachers.

We are in the third year of growing the school's Gifted and Talented Art Program. Three of our students were selected as Junior Scholars.

We were able to achieve these levels because of the efforts of an excellent teaching faculty, the support of our parents, the efforts of our students, and the trust that exists between the schools and the people of our community.

While we have accomplished a great deal this past academic year, we look forward to the challenges of the 2013-2014 school year.

Laura Rowell, SIC Chairman
George Liebenrood, Principal

Comprehensive detail, including definitions of ratings, performance criteria, and explanations of status, is available on www.ed.sc.gov and www.eoc.sc.gov as well as school and school district websites.

Printed versions are available from school districts upon request.

Abbreviations Key

N/A Not Applicable N/AV Not Available N/C Not Collected N/R Not Reported I/S Insufficient Sample TBD To be determined

NI Newly Identified CSI Continuing School Improvement CA Corrective Action RP Plan to Restructure R Restructure DELAY School Improvement Status HOLD School Improvement Status