



# SC Annual School Report Card Summary

Darlington Middle School  
 Darlington County  
 Grades: 6-8 Enrollment: 1,076  
 Principal: Carlita Davis  
 Superintendent: Dr. Rainey H. Knight  
 Board Chair: Warren Jeffords

## PERFORMANCE

Comprehensive detail, including definitions of ratings, performance criteria, and explanations of status, is available on [www.ed.sc.gov](http://www.ed.sc.gov) and [www.eoc.sc.gov](http://www.eoc.sc.gov) as well as school and school district websites. Printed versions are available from school districts upon request.

YEAR	ABSOLUTE RATING	GROWTH RATING	PALMETTO GOLD AND SILVER AWARD		ESEA/FEDERAL ACCOUNTABILITY RATING SYSTEM	
			General Performance	Closing the Gap	ESEA Grade	Accountability Indicator
2013	Average	Average	TBD	TBD	B	Reward
2012	Average	Good	Silver	N/A	A	Reward
2011	Average	Average	N/A	N/A	Not Met	N/A

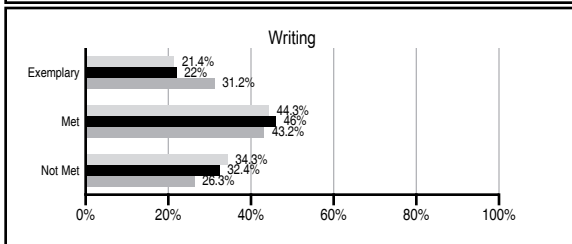
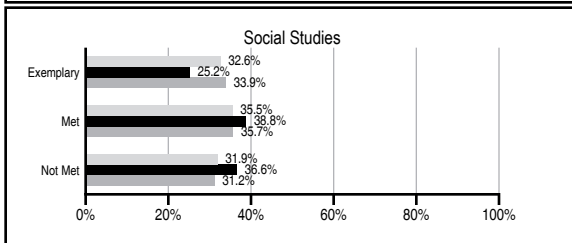
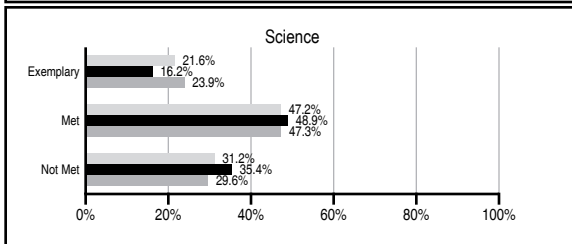
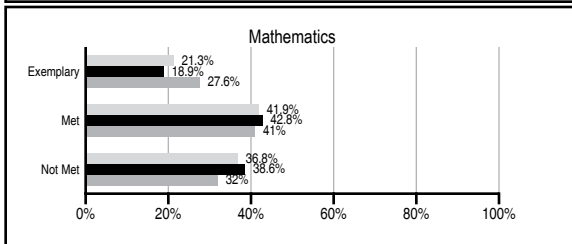
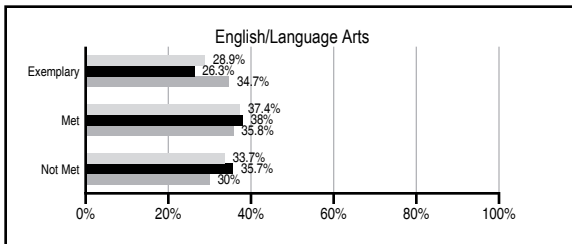
## ABSOLUTE RATINGS OF MIDDLE SCHOOLS WITH STUDENTS LIKE OURS\*

EXCELLENT	GOOD	AVERAGE	BELOW AVERAGE	AT-RISK
0	1	46	12	0

\* Ratings are calculated with data available by 01/15/2014. Schools with Students Like Ours are Middle Schools with Poverty Indices of no more than 5% above or below the index for this school.

## PASS PERFORMANCE

Our School Middle Schools with Students Like Ours Middle schools statewide



## NAEP PERFORMANCE\*

\* Performance reported for SC and nation, data not available at school level. Percentages at NAEP Achievement Levels.



## END OF COURSE TESTS - 2013

% of students scoring 70 or above on:	Our Middle School	Middle Schools with Students Like Ours
Algebra 1/Math for the Technologies 2	100.0	96.1
English 1	98.9	93.9
Physical Science	N/A	N/A
US History and the Constitution	N/A	N/A
All Subjects	99.4	96.3

## SC PERFORMANCE VISION

By 2020 all students will graduate with the knowledge and skills necessary to compete successfully in the global economy, participate in a democratic society and contribute positively as members of families and communities.

### Abbreviations Key

N/A Not Applicable N/AV Not Available N/C Not Collected N/R Not Reported I/S Insufficient Sample TBD To be determined

# Darlington Middle School [Darlington County]

## SCHOOL PROFILE

	Our School	Change from Last Year	Middle Schools with Students Like Ours	Median Middle School
<b>Students (n=1,076)</b>				
Students enrolled in high school credit courses (grades 7 & 8)	13.1%	Up from 12.6%	19.7%	24.6%
Retention rate	1.0%	Up from 0.9%	0.7%	0.6%
Attendance rate	95.3%	Down from 95.7%	95.6%	95.9%
Served by gifted and talented program	11.5%	N/A	15.2%	18.5%
With disabilities	14.2%	N/A	14.1%	13.0%
Older than usual for grade	9.5%	N/A	6.0%	4.8%
Out-of-school suspensions or expulsions for violent and/or criminal offenses	0.7%	Up from 0.5%	0.6%	0.6%
Annual dropout rate	0.1%	Up from 0.0%	0.0%	0.0%
<b>Teachers (n=58)</b>				
Teachers with advanced degrees	43.1%	Down from 45.5%	59.6%	61.5%
Continuing contract teachers	65.5%	Down from 81.8%	75.0%	77.2%
Teachers returning from previous year	80.6%	Down from 84.3%	84.4%	85.9%
Teacher attendance rate	96.1%	Down from 97.5%	94.6%	94.9%
Average teacher salary*	\$42,424	Down 0.2%	\$46,403	\$47,313
Classes not taught by highly qualified teachers	0.0%	No Change	1.8%	2.0%
Professional development days/teacher	13.8 days	No Change	11.2 days	10.1 days
<b>School</b>				
Principal's years at school	6.0	Up from 5.0	4.0	4.0
Student-teacher ratio in core subjects	29.4 to 1	N/R	21.5 to 1	22.1 to 1
Prime instructional time	90.7%	Down from 92.3%	88.9%	89.6%
Opportunities in the arts	Good	No Change	Good	Good
SACS accreditation	Yes	No Change	Yes	Yes
Parents attending conferences	91.1%	Up from 88.5%	99.1%	99.0%
Character development program	Good	No Change	Good	Good
Dollars spent per pupil**	\$5,598	Down 5.1%	\$7,083	\$7,239
Percent of expenditures for instruction**	60.0%	Up from 59.5%	63.0%	63.0%
Percent of expenditures for teacher salaries**	58.0%	Up from 56.6%	60.0%	61.0%
ESEA composite index score	86.6	Down from 92.8	76.4	83.5

\* Length of contract = 185+ days.

\*\* Prior year audited financial data available.

## REPORT OF PRINCIPAL AND SCHOOL IMPROVEMENT COUNCIL

The administrators, teachers and staff of Darlington Middle School and I, want to thank you for another outstanding school year! We also want to thank you for your continued encouragement. Our vision is "To nurture and motivate students by creating real-world and hands-on experiences that enhance and expand their lives." We want our students to excel above and beyond what is expected. We ask for continued support to join us as we work with your child so that he/she can "make the connection" between the importance of education and success. Each child must see the real need to work hard in and out of class, while preparing for their career interests. Middle School is the step in which a child develops life-long habits.

We thank our community for continued support while working with us as we prepare our students to compete in this ever-changing world. We want our community to be proud of the children who attend Darlington Middle School. We also want to share that pride with you. Together, we will make a difference in the lives of our young people.

Many accomplishments were made this year that we are extremely proud of. They are as follows: Our single-gender initiative, High School Course Offerings, our LEGO League competing team, 8 state recognized Junior Scholars, 17 Duke Tip Qualifiers, continuously growing band and art programs, the team concept throughout the building, 97% Passing Rate - English End-of-Course Exam, 100% Passing Rate - Algebra End-of-Course Exam, and 16 Perfects scores of 100 on End-of-Course Exams.

Continuous parent support is always welcomed at Darlington Middle School. With this in mind, we have established a parenting coordinator. We extend a personal invitation to all parents, businesses, and community partners to join us in the continued and endless efforts to improve the overall performance and properly prepare our youth for the future through the educational process. Carlita S. Davis, Principal  
Brendolyn Hamilton, School Improvement Council

## EVALUATION RESULTS

	Teachers	Students*	Parents*
Number of surveys returned	22	320	105
Percent satisfied with learning environment	72.7%	71.3%	80.9%
Percent satisfied with social and physical environment	85.7%	74.3%	76.5%
Percent satisfied with school-home relations	68.2%	83.9%	70%

\*Only students at the highest middle school grade level at this school and their parents were included.

Comprehensive detail, including definitions of ratings, performance criteria, and explanations of status, is available on [www.ed.sc.gov](http://www.ed.sc.gov) and [www.eoc.sc.gov](http://www.eoc.sc.gov) as well as school and school district websites.

Printed versions are available from school districts upon request.

### Abbreviations Key

N/A Not Applicable N/AV Not Available N/C Not Collected N/R Not Reported I/S Insufficient Sample TBD To be determined

NI Newly Identified CSI Continuing School Improvement CA Corrective Action RP Plan to Restructure R Restructure DELAY School Improvement Status HOLD School Improvement Status