

# SC Annual School Report Card Summary

Colleton County Middle School  
 Colleton County  
 Grades: 6-8 Enrollment: 1,419  
 Principal: Dr. Kenneth Jenkins  
 Superintendent: Mrs. Leila Williams  
 Board Chair: Mr. John Barnes

## PERFORMANCE

Comprehensive detail, including definitions of ratings, performance criteria, and explanations of status, is available on [www.ed.sc.gov](http://www.ed.sc.gov) and [www.eoc.sc.gov](http://www.eoc.sc.gov) as well as school and school district websites. Printed versions are available from school districts upon request.

YEAR	ABSOLUTE RATING	GROWTH RATING	PALMETTO GOLD AND SILVER AWARD		ESEA/FEDERAL ACCOUNTABILITY RATING SYSTEM	
			General Performance	Closing the Gap	ESEA Grade	Accountability Indicator
2013	Average	Good	TBD	TBD	D	N/A
2012	Average	Average	N/A	N/A	D	N/A
2011	N/A	N/A	N/A	N/A	N/A	N/A

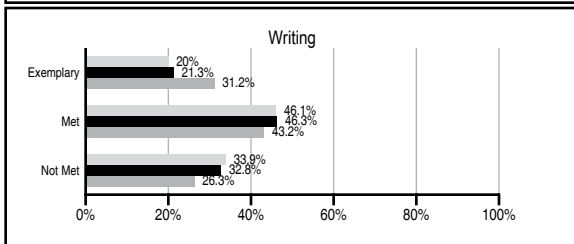
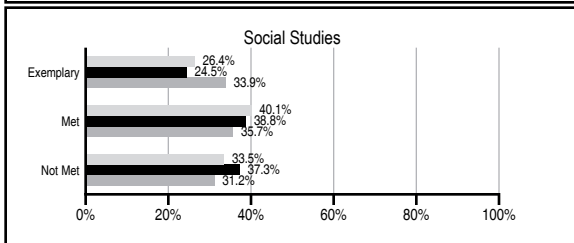
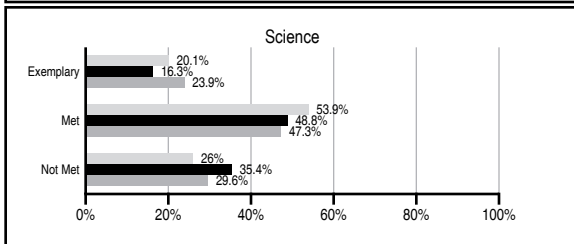
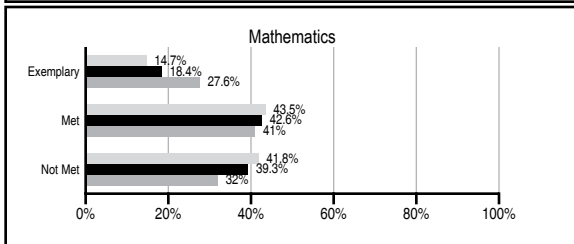
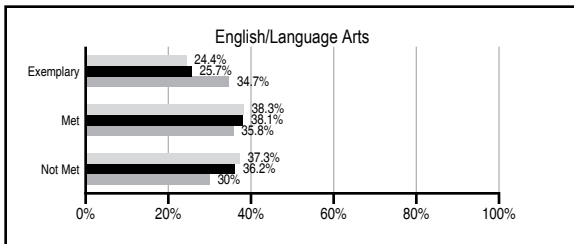
## ABSOLUTE RATINGS OF MIDDLE SCHOOLS WITH STUDENTS LIKE OURS\*

EXCELLENT	GOOD	AVERAGE	BELOW AVERAGE	AT-RISK
0	1	42	13	0

\* Ratings are calculated with data available by 01/15/2014. Schools with Students Like Ours are Middle Schools with Poverty Indices of no more than 5% above or below the index for this school.




## PASS PERFORMANCE

Our School Middle Schools with Students Like Ours Middle schools statewide



## NAEP PERFORMANCE\*

\* Performance reported for SC and nation, data not available at school level. Percentages at NAEP Achievement Levels.



## END OF COURSE TESTS - 2013

% of students scoring 70 or above on:	Our Middle School	Middle Schools with Students Like Ours
Algebra 1/Math for the Technologies 2	100.0	95.6
English 1	94.5	91.3
Physical Science	N/A	N/A
US History and the Constitution	N/A	N/A
All Subjects	96.9	95.6

## SC PERFORMANCE VISION

By 2020 all students will graduate with the knowledge and skills necessary to compete successfully in the global economy, participate in a democratic society and contribute positively as members of families and communities.

### Abbreviations Key

N/A Not Applicable N/AV Not Available N/C Not Collected N/R Not Reported I/S Insufficient Sample TBD To be determined

# Colleton County Middle School [Colleton County]

## SCHOOL PROFILE

	Our School	Change from Last Year	Middle Schools with Students Like Ours	Median Middle School
<b>Students (n=1,419)</b>				
Students enrolled in high school credit courses (grades 7 & 8)	9.6%	Down from 17.6%	19.6%	24.6%
Retention rate	3.3%	Up from 0.0%	0.9%	0.6%
Attendance rate	96.9%	Down from 97.4%	95.6%	95.9%
Served by gifted and talented program	12.8%	N/A	13.3%	18.5%
With disabilities	14.1%	N/A	14.1%	13.0%
Older than usual for grade	12.0%	N/A	6.2%	4.8%
Out-of-school suspensions or expulsions for violent and/or criminal offenses	0.1%	Down from 0.5%	0.7%	0.6%
Annual dropout rate	0.6%	Up from 0.0%	0.0%	0.0%
<b>Teachers (n=73)</b>				
Teachers with advanced degrees	47.9%	Up from 42.3%	59.6%	61.5%
Continuing contract teachers	83.6%	Up from 80.3%	73.3%	77.2%
Teachers returning from previous year	N/A	N/A	84.4%	85.9%
Teacher attendance rate	93.5%	Down from 94.7%	94.6%	94.9%
Average teacher salary*	\$42,864	Up 3.3%	\$46,375	\$47,313
Classes not taught by highly qualified teachers	9.5%	Up from 8.9%	2.0%	2.0%
Professional development days/teacher	7.9 days	Down from 10.1 days	11.0 days	10.1 days
<b>School</b>				
Principal's years at school	1.0	Down from 6.0	4.0	4.0
Student-teacher ratio in core subjects	25.3 to 1	Down from 26.5 to 1	20.8 to 1	22.1 to 1
Prime instructional time	88.6%	Down from 89.9%	88.9%	89.6%
Opportunities in the arts	Good	Down from Excellent	Good	Good
SACS accreditation	No	No Change	Yes	Yes
Parents attending conferences	85.2%	Down from 98.0%	99.1%	99.0%
Character development program	Excellent	Up from Average	Good	Good
Dollars spent per pupil**	\$5,250	N/A	\$7,337	\$7,239
Percent of expenditures for instruction**	64.0%	N/A	63.0%	63.0%
Percent of expenditures for teacher salaries**	63.0%	N/A	60.0%	61.0%
ESEA composite index score	64.0	Down from 68.6	73.2	83.5

\* Length of contract = 185+ days.

\*\* Prior year audited financial data available.

## REPORT OF PRINCIPAL AND SCHOOL IMPROVEMENT COUNCIL

Colleton County Middle School concentrated its efforts on academic and social success for all middle level students in the county during the 2011-2012 school year through the consolidation of the three former middle schools. Within the school, three learning communities were developed to maintain smaller environments conducive to learning. The three learning communities focused on the infusion of STEM, arts and natural resources. Standards-based instruction emphasized relevant and real life experiences through the integration of each learning communities' focus. Colleton County Middle School engaged and challenged our middle level students through vigorous endeavors and implementation of concerted academic programs. Some of the programs implemented include: STEM design process, English I, Algebra I, Explicit Direct Instruction (EDI), After School Growth and Achievement Program (GAP), standards-based curriculum, common assessments in four core areas, Balanced Literacy Reading Program, Reading and Mathematics Enrichment (Orchard), Positive Behavior Intervention System (PBIS), Gear-Up (7th grade) and Scholastic reading programs (Read 180 and System 44). During the 2011-2012 school year, Colleton County Middle School created a culture of learning directed at providing our students with the best core curriculum available. Our teachers regularly engaged in professional development opportunities in order to provide the most recent research based and best academic practices to enhance and foster student growth. Also, grade level and cross curricular planning times were built into the schedule to support standards-based instruction and assessment. Our goal at Colleton County Middle School is to continue our rigorous academic curriculum to provide diverse learning experiences and extra-curricular activities for our students. We strive to increase the use of technology to enhance instruction and parental involvement, as well as, assist our students in becoming life-long learners and productive citizens. We encourage members of the community to join our team at CCMS as students learn today so that they may lead tomorrow. With the continued support and partnership we share with all of our stakeholders, we look forward to another exciting and rewarding year in continuing to build the very best middle school ever.

Mr. Scott Matthews, Principal  
Mrs. Sara Gardner, School Improvement Council

## EVALUATION RESULTS

	Teachers	Students*	Parents*
Number of surveys returned	N/A	331	229
Percent satisfied with learning environment	N/A	73.4%	74.3%
Percent satisfied with social and physical environment	N/A	70.6%	69.6%
Percent satisfied with school-home relations	N/A	82.1%	74.5%

\*Only students at the highest middle school grade level at this school and their parents were included.

Comprehensive detail, including definitions of ratings, performance criteria, and explanations of status, is available on [www.ed.sc.gov](http://www.ed.sc.gov) and [www.eoc.sc.gov](http://www.eoc.sc.gov) as well as school and school district websites.

Printed versions are available from school districts upon request.

### Abbreviations Key

N/A Not Applicable N/AV Not Available N/C Not Collected N/R Not Reported I/S Insufficient Sample TBD To be determined

NI Newly Identified CSI Continuing School Improvement CA Corrective Action RP Plan to Restructure R Restructure DELAY School Improvement Status HOLD School Improvement Status