



# SC Annual School Report Card Summary

Scott's Branch Middle School  
 Clarendon 1  
 Grades: 7-8 Enrollment: 112  
 Principal: Dr. Gwendolyn H. Harris  
 Superintendent: Dr. Rose H. Wilder  
 Board Chair: Ms. Vastine C. Johnson

## PERFORMANCE

Comprehensive detail, including definitions of ratings, performance criteria, and explanations of status, is available on [www.ed.sc.gov](http://www.ed.sc.gov) and [www.eoc.sc.gov](http://www.eoc.sc.gov) as well as school and school district websites. Printed versions are available from school districts upon request.

YEAR	ABSOLUTE RATING	GROWTH RATING	PALMETTO GOLD AND SILVER AWARD		ESEA/FEDERAL ACCOUNTABILITY RATING SYSTEM	
			General Performance	Closing the Gap	ESEA Grade	Accountability Indicator
2013	Average	Good	TBD	TBD	B	N/A
2012	Average	Average	N/A	N/A	F	N/A
2011	Average	Good	Silver	Silver	Met	N/A

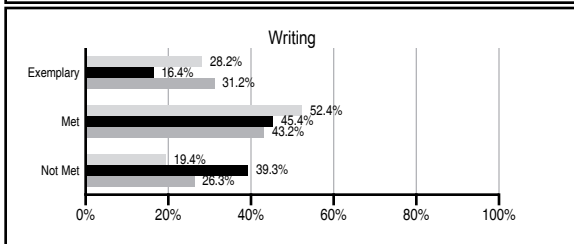
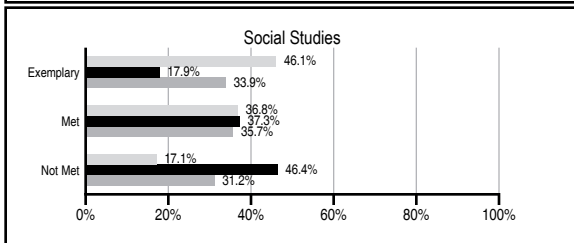
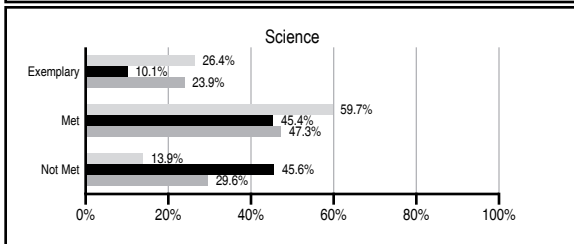
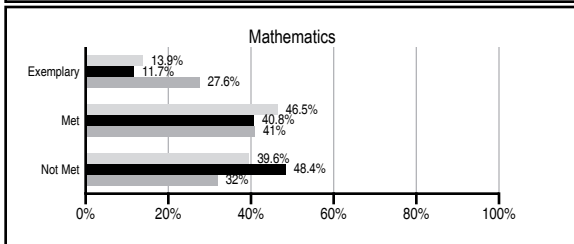
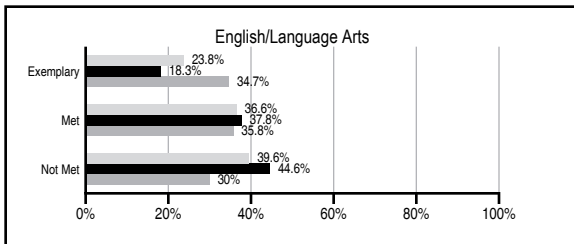
## ABSOLUTE RATINGS OF MIDDLE SCHOOLS WITH STUDENTS LIKE OURS\*

EXCELLENT	GOOD	AVERAGE	BELOW AVERAGE	AT-RISK
0	0	32	29	13

\* Ratings are calculated with data available by 01/15/2014. Schools with Students Like Ours are Middle Schools with Poverty Indices of no more than 5% above or below the index for this school.

## PASS PERFORMANCE

Our School Middle Schools with Students Like Ours Middle schools statewide



## NAEP PERFORMANCE\*

\* Performance reported for SC and nation, data not available at school level. Percentages at NAEP Achievement Levels.



## END OF COURSE TESTS - 2013

% of students scoring 70 or above on:	Our Middle School	Middle Schools with Students Like Ours
Algebra 1/Math for the Technologies 2	93.8	91.2
English 1	93.3	85.9
Physical Science	N/A	N/A
US History and the Constitution	N/A	N/A
All Subjects	93.5	90.9

## SC PERFORMANCE VISION

*By 2020 all students will graduate with the knowledge and skills necessary to compete successfully in the global economy, participate in a democratic society and contribute positively as members of families and communities.*

### Abbreviations Key

N/A Not Applicable N/AV Not Available N/C Not Collected N/R Not Reported I/S Insufficient Sample TBD To be determined

# Scott's Branch Middle School [Clarendon 1]

## SCHOOL PROFILE

	Our School	Change from Last Year	Middle Schools with Students Like Ours	Median Middle School
<b>Students (n=112)</b>				
Students enrolled in high school credit courses (grades 7 & 8)	14.2%	Up from 12.5%	14.3%	24.6%
Retention rate	6.5%	Up from 1.6%	0.9%	0.6%
Attendance rate	95.6%	Down from 96.2%	95.3%	95.9%
Served by gifted and talented program	9.3%	N/A	7.7%	18.5%
With disabilities	13.1%	N/A	15.7%	13.0%
Older than usual for grade	8.4%	N/A	7.1%	4.8%
Out-of-school suspensions or expulsions for violent and/or criminal offenses	4.4%	Up from 0.0%	0.6%	0.6%
Annual dropout rate	0.0%	No Change	0.0%	0.0%
<b>Teachers (n=10)</b>				
Teachers with advanced degrees	80.0%	No Change	60.9%	61.5%
Continuing contract teachers	70.0%	Up from 60.0%	70.0%	77.2%
Teachers returning from previous year	71.2%	Up from 62.5%	80.1%	85.9%
Teacher attendance rate	99.1%	Up from 98.2%	95.1%	94.9%
Average teacher salary*	\$45,360	Up 5.3%	\$45,015	\$47,313
Classes not taught by highly qualified teachers	0.0%	No Change	2.6%	2.0%
Professional development days/teacher	5.9 days	Down from 8.2 days	9.3 days	10.1 days
<b>School</b>				
Principal's years at school	7.0	Up from 6.0	3.0	4.0
Student-teacher ratio in core subjects	20.3 to 1	Up from 19.0 to 1	18.8 to 1	22.1 to 1
Prime instructional time	93.7%	Up from 93.6%	89.0%	89.6%
Opportunities in the arts	Good	No Change	Good	Good
SACS accreditation	Yes	No Change	Yes	Yes
Parents attending conferences	95.8%	Up from 90.3%	99.2%	99.0%
Character development program	Good	No Change	Good	Good
Dollars spent per pupil**	\$9,129	Down 4.8%	\$9,098	\$7,239
Percent of expenditures for instruction**	57.0%	Down from 57.4%	61.5%	63.0%
Percent of expenditures for teacher salaries**	55.0%	Up from 54.7%	55.5%	61.0%
ESEA composite index score	81.1	Up from 57.3	58.4	83.5

\* Length of contract = 185+ days.

\*\* Prior year audited financial data available.

## EVALUATION RESULTS

	Teachers	Students*	Parents*
Number of surveys returned	7	52	23
Percent satisfied with learning environment	85.7%	48.1%	82.6%
Percent satisfied with social and physical environment	87.5%	75%	68.2%
Percent satisfied with school-home relations	50%	84.6%	77.2%

\*Only students at the highest middle school grade level at this school and their parents were included.

## REPORT OF PRINCIPAL AND SCHOOL IMPROVEMENT COUNCIL

### Report of Principal and School Improvement Council

At Scott's Branch Middle School, we continue to strive for excellence. In addition, we are continuing to implement the district's goal – continuous improvement with a focus on school-wide student achievement. Our dedicated and well-trained staff worked diligently to provide students with a variety of learning experiences that will prepare them for future learning and growth. It is our desire that Scott's Branch Middle School students become successful in every endeavor. However, areas of concern include students reading on grade level, improved standardized test scores, and continued parental involvement in the academic environment.

The curriculum at Scott's Branch Middle School is challenging and standards-driven to develop successful and productive citizens and to help students reach their fullest potential. We continue to work with initiatives that our district embarked upon or continued from last year. These include: (1) Using high yield instructional strategies to improve the learning process in classes and to increase student engagement; (2) Monitoring student growth and achievement to meet or exceed state standards on all assessments; (3) Analyzing data to inform instructional decisions; and (4) Goal setting for students and teachers.

At Scott's Branch Middle School, we committed ourselves to finding creative ways to learn and showcase the many academic talents that students have. Monthly celebrations were held and weekly incentives were provided to students as rewards for academic performance. The percentage of students who scored Met or Exemplary in English Language Arts, Social Studies and Science increased as a result of these efforts. We are continuing to study areas of concern in an effort to meet all goals.

The PTO and SIC were integral parts of our school this year. We saw parental involvement increased but this growth must continue. Parents, students and the school are benefitting from collaborative partnerships.

At Scott's Branch Middle School, we continue to strive for excellence in all that we do. Students are being challenged to grow academically, socially, and personally. As we build on previous successes, students and staff are also challenged to have a "Growth" mindset. We look forward to a stellar 2013-2014 school year.

Gwendolyn Hudson Harris, Principal  
Annette Brown, SIC Chairperson

Comprehensive detail, including definitions of ratings, performance criteria, and explanations of status, is available on [www.ed.sc.gov](http://www.ed.sc.gov) and [www.eoc.sc.gov](http://www.eoc.sc.gov) as well as school and school district websites.

Printed versions are available from school districts upon request.

#### Abbreviations Key

N/A Not Applicable N/AV Not Available N/C Not Collected N/R Not Reported I/S Insufficient Sample TBD To be determined

NI Newly Identified CSI Continuing School Improvement CA Corrective Action RP Plan to Restructure R Restructure DELAY School Improvement Status HOLD School Improvement Status