



SC Annual School Report Card Summary

Chesterfield-Ruby Middle School
 Chesterfield County
 Grades: 6-8 Enrollment: 459
 Principal: Andrea L. Hampton, Ed. D
 Superintendent: J. Harrison Goodwin, Ed. D.
 Board Chair: James N. Sweeney

PERFORMANCE

Comprehensive detail, including definitions of ratings, performance criteria, and explanations of status, is available on www.ed.sc.gov and www.eoc.sc.gov as well as school and school district websites. Printed versions are available from school districts upon request.

YEAR	ABSOLUTE RATING	GROWTH RATING	PALMETTO GOLD AND SILVER AWARD		ESEA/FEDERAL ACCOUNTABILITY RATING SYSTEM	
			General Performance	Closing the Gap	ESEA Grade	Accountability Indicator
2013	Average	Average	TBD	TBD	C	N/A
2012	Average	Average	N/A	N/A	A	N/A
2011	Average	Average	Silver	N/A	Not Met	N/A

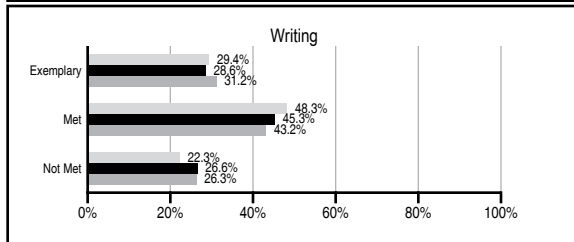
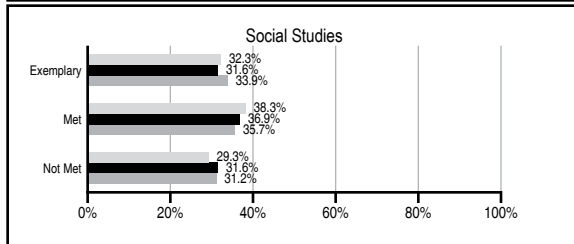
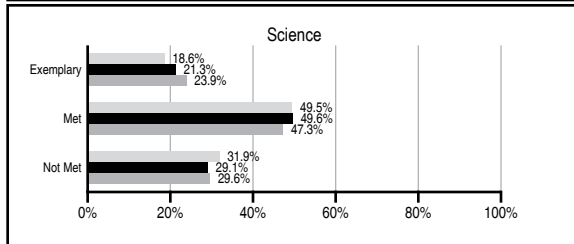
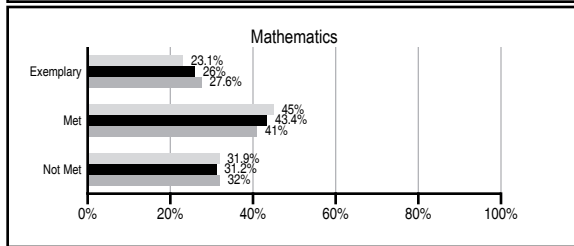
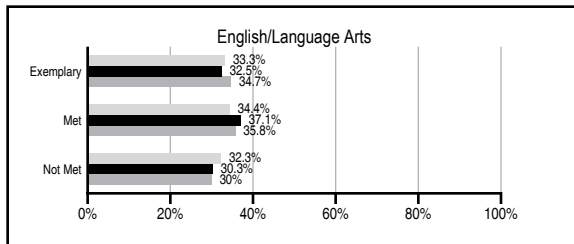
ABSOLUTE RATINGS OF MIDDLE SCHOOLS WITH STUDENTS LIKE OURS*

EXCELLENT	GOOD	AVERAGE	BELOW AVERAGE	AT-RISK
3	10	43	2	0

* Ratings are calculated with data available by 01/15/2014. Schools with Students Like Ours are Middle Schools with Poverty Indices of no more than 5% above or below the index for this school.

PASS PERFORMANCE

Our School Middle Schools with Students Like Ours Middle schools statewide



NAEP PERFORMANCE*

* Performance reported for SC and nation, data not available at school level. Percentages at NAEP Achievement Levels.



END OF COURSE TESTS - 2013

% of students scoring 70 or above on:	Our Middle School	Middle Schools with Students Like Ours
Algebra 1/Math for the Technologies 2	N/A	98.3
English 1	N/A	97.5
Physical Science	N/A	N/A
US History and the Constitution	N/A	N/A
All Subjects	N/A	97.9

SC PERFORMANCE VISION

By 2020 all students will graduate with the knowledge and skills necessary to compete successfully in the global economy, participate in a democratic society and contribute positively as members of families and communities.

Abbreviations Key

N/A Not Applicable N/AV Not Available N/C Not Collected N/R Not Reported I/S Insufficient Sample TBD To be determined

Chesterfield-Ruby Middle School [Chesterfield County]

SCHOOL PROFILE

	Our School	Change from Last Year	Middle Schools with Students Like Ours	Median Middle School
Students (n=459)				
Students enrolled in high school credit courses (grades 7 & 8)	0.0%	No Change	22.7%	24.6%
Retention rate	0.7%	Up from 0.4%	0.8%	0.6%
Attendance rate	96.0%	Down from 96.3%	95.6%	95.9%
Served by gifted and talented program	23.7%	N/A	18.5%	18.5%
With disabilities	10.0%	N/A	13.9%	13.0%
Older than usual for grade	3.8%	N/A	6.0%	4.8%
Out-of-school suspensions or expulsions for violent and/or criminal offenses	0.2%	Down from 0.5%	0.7%	0.6%
Annual dropout rate	0.0%	No Change	0.0%	0.0%
Teachers (n=25)				
Teachers with advanced degrees	60.0%	Up from 54.5%	58.8%	61.5%
Continuing contract teachers	76.0%	Down from 90.9%	76.3%	77.2%
Teachers returning from previous year	85.9%	Down from 86.2%	85.6%	85.9%
Teacher attendance rate	95.4%	No Change	94.7%	94.9%
Average teacher salary*	\$42,917	Up 0.0%	\$46,702	\$47,313
Classes not taught by highly qualified teachers	3.9%	Down from 8.5%	1.6%	2.0%
Professional development days/teacher	45.4 days	Up from 34.5 days	11.1 days	10.1 days
School				
Principal's years at school	9.0	Up from 8.0	6.0	4.0
Student-teacher ratio in core subjects	30.5 to 1	Up from 25.6 to 1	21.8 to 1	22.1 to 1
Prime instructional time	95.0%	Up from 90.1%	89.0%	89.6%
Opportunities in the arts	Good	Up from Fair	Good	Good
SACS accreditation	Yes	No Change	Yes	Yes
Parents attending conferences	91.9%	Down from 100.0%	98.2%	99.0%
Character development program	Average	Down from Good	Good	Good
Dollars spent per pupil**	\$6,400	Down 9.7%	\$7,100	\$7,239
Percent of expenditures for instruction**	55.0%	Down from 57.3%	63.0%	63.0%
Percent of expenditures for teacher salaries**	54.0%	Down from 56.4%	61.0%	61.0%
ESEA composite index score	74.6	Down from 93.3	83.1	83.5

* Length of contract = 185+ days.

** Prior year audited financial data available.

EVALUATION RESULTS

	Teachers	Students*	Parents*
Number of surveys returned	20	137	85
Percent satisfied with learning environment	80%	78.8%	89.5%
Percent satisfied with social and physical environment	95%	85.3%	84.7%
Percent satisfied with school-home relations	95%	88.1%	87.1%

*Only students at the highest middle school grade level at this school and their parents were included.

REPORT OF PRINCIPAL AND SCHOOL IMPROVEMENT COUNCIL

At Chesterfield-Ruby Middle School, EXCELLENCE IS OUR STANDARD! High expectations, a committed faculty/staff, and strong parental/ community involvement makes Chesterfield-Ruby Middle School stand out as one of the best middle schools in Chesterfield County! Our school proudly served over 445 students during the 2012-2013 school year with a staff of 58 individuals committed to supporting our mission to produce Challenged, Responsible, Motivated Students by providing an EXCELLENT education to every student!!

We understand that effective reading practices are key to academic success in all areas. Due to this knowledge, we re-evaluated our library collection and increased our collection by twenty-percent, adding more high-interest and non-fiction. We also implemented a school wide RAM (Reading and More) program that included starting each day with 20 minutes of independent reading and students reflecting on what they read in readers' notebooks.

As an entire school family we participated in professional development aimed at us prepare for full implementation of Common Core State Standards and high progress literacy classrooms.

We continued our Red Carpet tradition by hosting various events aimed at fostering collaboration and positive character development. Events included a Back to School Family Fun Night, Career Fair and monthly career speakers, Parenting Workshops, Grandparent's Day Breakfast, Veteran's Day Parade and Luncheon, Student-Faculty Basketball Game and a Middle School Completion Ceremony. Our entire school family sponsored a Relay for Life Team and donated over \$10,000.00 to the American Cancer Society.

We recognized nine Duke Scholars, five South Carolina Junior Scholars and forty-two Presidential Excellence Recipients. Over forty-five percent of the student body earned recognition as Honor Roll students for the entire year. Finally, we started a virtual school program in which nine students successfully completed Latin I for high school credit.

We take pride in pursuing excellence and being CHAMPIONS FOR ALL CHILDREN!

Andrea L. Hampton, Ed.D, Principal
Jennifer Crawford, SIC Chairperson

Comprehensive detail, including definitions of ratings, performance criteria, and explanations of status, is available on www.ed.sc.gov and www.eoc.sc.gov as well as school and school district websites.

Printed versions are available from school districts upon request.

Abbreviations Key

N/A Not Applicable N/AV Not Available N/C Not Collected N/R Not Reported I/S Insufficient Sample TBD To be determined

NI Newly Identified CSI Continuing School Improvement CA Corrective Action RP Plan to Restructure R Restructure DELAY School Improvement Status HOLD School Improvement Status