



SC Annual School Report Card Summary

McBee High
 Chesterfield County
 Grades: 7-12 Enrollment: 478
 Principal: Dennis McDaniel
 Superintendent: J. Harrison Goodwin, Ed. D.
 Board Chair: James N. Sweeney

PERFORMANCE

Comprehensive detail, including definitions of ratings, performance criteria, and explanations of status, is available on www.ed.sc.gov and www.eoc.sc.gov as well as school and school district websites. Printed versions are available from school districts upon request.

YEAR	ABSOLUTE RATING	GROWTH RATING	PALMETTO GOLD AND SILVER AWARD		ESEA/FEDERAL ACCOUNTABILITY RATING SYSTEM	
			General Performance	Closing the Gap	ESEA Grade	Accountability Indicator
2013	Average	Average	TBD	TBD	C	N/A
2012	Average	Average	Gold	N/A	B	N/A
2011	Average	Average	Silver	N/A	Not Met	N/A

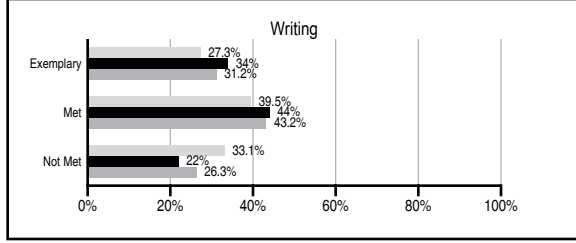
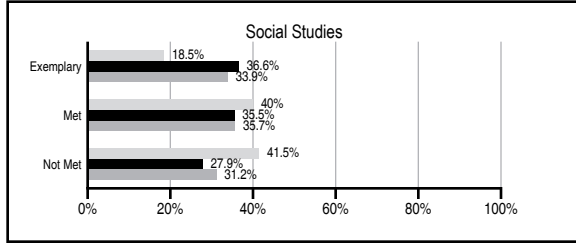
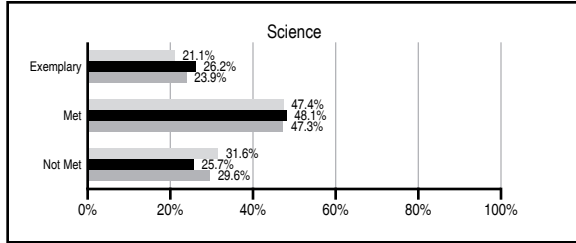
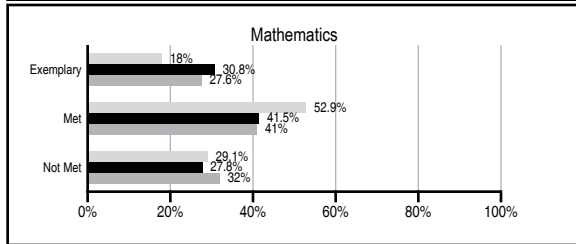
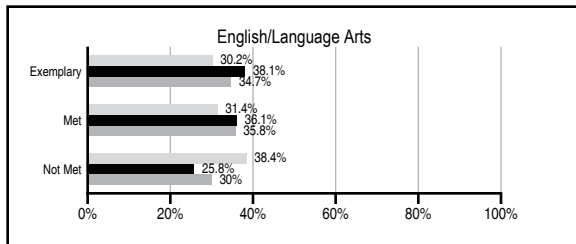
ABSOLUTE RATINGS OF MIDDLE SCHOOLS WITH STUDENTS LIKE OURS*

EXCELLENT	GOOD	AVERAGE	BELOW AVERAGE	AT-RISK
7	20	23	1	1

* Ratings are calculated with data available by 01/15/2014. Schools with Students Like Ours are Middle Schools with Poverty Indices of no more than 5% above or below the index for this school.



PASS PERFORMANCE

Our School Middle Schools with Students Like Ours Middle schools statewide



NAEP PERFORMANCE*

* Performance reported for SC and nation, data not available at school level. Percentages at NAEP Achievement Levels.



END OF COURSE TESTS - 2013

% of students scoring 70 or above on:	Our Middle School	Middle Schools with Students Like Ours
Algebra 1/Math for the Technologies 2	N/A	95.5
English 1	N/A	92.9
Physical Science	N/A	N/A
US History and the Constitution	N/A	N/A
All Subjects	N/A	95.1

SC PERFORMANCE VISION

By 2020 all students will graduate with the knowledge and skills necessary to compete successfully in the global economy, participate in a democratic society and contribute positively as members of families and communities.

Abbreviations Key

N/A Not Applicable N/AV Not Available N/C Not Collected N/R Not Reported I/S Insufficient Sample TBD To be determined

McBee High [Chesterfield County]

SCHOOL PROFILE

	Our School	Change from Last Year	Middle Schools with Students Like Ours	Median Middle School
Students (n=478)				
Students enrolled in high school credit courses (grades 7 & 8)	0.0%	No Change	28.1%	24.6%
Retention rate	4.4%	Up from 3.0%	0.5%	0.6%
Attendance rate	95.0%	Down from 95.1%	96.0%	95.9%
Served by gifted and talented program	21.4%	N/A	21.0%	18.5%
With disabilities	10.0%	N/A	12.4%	13.0%
Older than usual for grade	10.0%	N/A	4.3%	4.8%
Out-of-school suspensions or expulsions for violent and/or criminal offenses	1.0%	Down from 1.1%	1.0%	0.6%
Annual dropout rate	0.0%	No Change	0.0%	0.0%
Teachers (n=32)				
Teachers with advanced degrees	56.3%	Up from 54.8%	62.5%	61.5%
Continuing contract teachers	90.6%	Down from 93.5%	82.7%	77.2%
Teachers returning from previous year	90.1%	Up from 89.0%	88.6%	85.9%
Teacher attendance rate	93.2%	Down from 95.6%	94.8%	94.9%
Average teacher salary*	\$47,743	Up 1.2%	\$47,695	\$47,313
Classes not taught by highly qualified teachers	0.0%	Down from 2.9%	0.0%	2.0%
Professional development days/teacher	3.4 days	Down from 12.9 days	10.7 days	10.1 days
School				
Principal's years at school	4.0	Up from 3.0	3.0	4.0
Student-teacher ratio in core subjects	24.9 to 1	Up from 10.0 to 1	22.5 to 1	22.1 to 1
Prime instructional time	85.9%	Down from 88.8%	89.8%	89.6%
Opportunities in the arts	Good	No Change	Good	Good
SACS accreditation	Yes	No Change	Yes	Yes
Parents attending conferences	99.7%	Up from 97.2%	99.0%	99.0%
Character development program	Average	Up from Below Average	Excellent	Good
Dollars spent per pupil**	\$7,644	Down 2.1%	\$6,992	\$7,239
Percent of expenditures for instruction**	62.0%	Down from 64.9%	64.0%	63.0%
Percent of expenditures for teacher salaries**	61.0%	Down from 61.5%	61.0%	61.0%
ESEA composite index score	75.1	Down from 85.8	87.1	83.5

* Length of contract = 185+ days.

** Prior year audited financial data available.

EVALUATION RESULTS

	Teachers	Students*	Parents*
Number of surveys returned	19	61	39
Percent satisfied with learning environment	73.7%	75.4%	84.6%
Percent satisfied with social and physical environment	78.9%	68.9%	80%
Percent satisfied with school-home relations	57.9%	80%	72.5%

*Only students at the highest middle school grade level at this school and their parents were included.

REPORT OF PRINCIPAL AND SCHOOL IMPROVEMENT COUNCIL

The 2012-2013 school year has been very successful for our school. In all areas – arts, academics, and athletics – we have worked hard to excel and achieve the best possible results. Excellence is always our goal.

Academically, MHS students and teachers have worked extremely hard to teach and master standards and participate in productive learning and growth experiences. Our seniors continue to be competitive with expected graduates from other schools, as evidenced by the large number of scholarships and recognitions they have received (more than \$1 million dollars, total). Such recognitions are not unique to our senior class, but rather are noticed through all of the 7-12 classifications. Ancillary organizations, such as FBLA and FFA, further use academics as the base for their programs and achieve similar successes in state and national competitions. In short, our academic programs are extremely competitive with other schools, and in many ways exceed them.

The music department continues to be a perfect example of striving for excellence. The "Spirit" marching band continues to grow into one of the finest band programs in the area – the only one to achieve the Outstanding Performance Award (OPA), which is the highest honor given in the state of South Carolina. Other ensembles achieved similar accolades, with many students being named to honors ensembles in both the region and the state. Coupled with successes in the art program, which produced several contest winners in county and regional competitions, it is fair to say that the arts programs are a great benefit to our school.

Lastly, our athletic programs also have achieved great success. Several programs had successful seasons which included qualifying for post-season play and advanced therein. Both individually and collectively, our student-athletes have demonstrated hard work, determination, and sportsmanship (the most important of these elements) as they have represented our school on the athletic fields and courts. Overall, this has been a very successful outgrowth of our classroom experience.

Unquestionably, McBee High is one of the finest schools in Chesterfield County, in the Pee Dee region, and in the state of South Carolina. Most assuredly, the accomplishments mentioned above are indicative of dedicated teachers and coaches reaching out to touch the lives of young people. It is further indicative of students and parents joining teachers in this effort as the most important component of success. And, most importantly, this shows that we are meeting our mission "to prepare students to meet goals for future education and employment, to become contributing members of their diverse communities, and to develop lifelong habits of learning and self-discipline."

Comprehensive detail, including definitions of ratings, performance criteria, and explanations of status, is available on www.ed.sc.gov and www.eoc.sc.gov as well as school and school district websites.

Printed versions are available from school districts upon request.

Abbreviations Key

N/A Not Applicable N/AV Not Available N/C Not Collected N/R Not Reported I/S Insufficient Sample TBD To be determined
NI Newly Identified CSI Continuing School Improvement CA Corrective Action RP Plan to Restructure R Restructure DELAY School Improvement Status HOLD School Improvement Status