



# SC Annual School Report Card Summary

Long Middle School  
 Chesterfield County  
 Grades: 6-8 Enrollment: 555  
 Principal: Matt Brantley  
 Superintendent: J. Harrison Goodwin, Ed. D.  
 Board Chair: James N. Sweeney

## PERFORMANCE

Comprehensive detail, including definitions of ratings, performance criteria, and explanations of status, is available on [www.ed.sc.gov](http://www.ed.sc.gov) and [www.eoc.sc.gov](http://www.eoc.sc.gov) as well as school and school district websites. Printed versions are available from school districts upon request.

YEAR	ABSOLUTE RATING	GROWTH RATING	PALMETTO GOLD AND SILVER AWARD		ESEA/FEDERAL ACCOUNTABILITY RATING SYSTEM	
			General Performance	Closing the Gap	ESEA Grade	Accountability Indicator
2013	Average	Average	TBD	TBD	D	N/A
2012	Average	Good	Silver	Gold	C	N/A
2011	Average	Average	Silver	N/A	Not Met	N/A

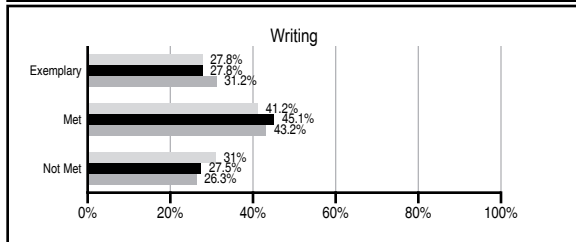
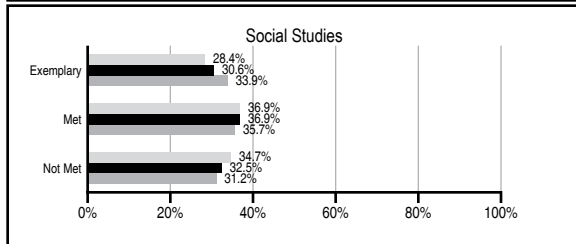
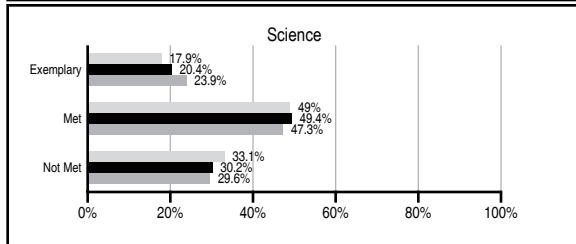
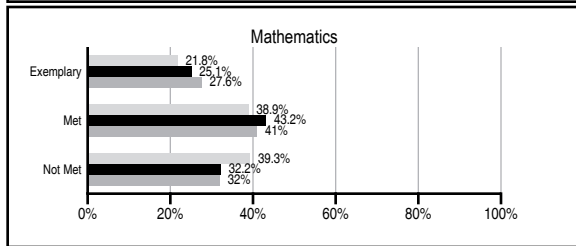
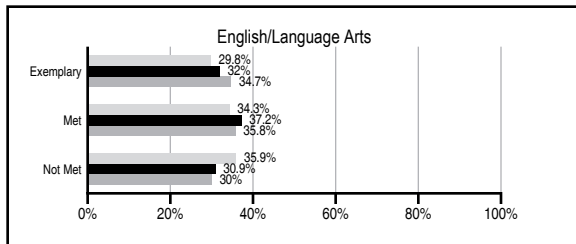
## ABSOLUTE RATINGS OF MIDDLE SCHOOLS WITH STUDENTS LIKE OURS\*

EXCELLENT	GOOD	AVERAGE	BELOW AVERAGE	AT-RISK
3	9	46	4	0

\* Ratings are calculated with data available by 01/15/2014. Schools with Students Like Ours are Middle Schools with Poverty Indices of no more than 5% above or below the index for this school.




## PASS PERFORMANCE

Our School Middle Schools with Students Like Ours Middle schools statewide



## NAEP PERFORMANCE\*

\* Performance reported for SC and nation, data not available at school level. Percentages at NAEP Achievement Levels.



## END OF COURSE TESTS - 2013

% of students scoring 70 or above on:	Our Middle School	Middle Schools with Students Like Ours
Algebra 1/Math for the Technologies 2	N/A	97.7
English 1	N/A	96.1
Physical Science	N/A	N/A
US History and the Constitution	N/A	N/A
All Subjects	N/A	97.4

## SC PERFORMANCE VISION

By 2020 all students will graduate with the knowledge and skills necessary to compete successfully in the global economy, participate in a democratic society and contribute positively as members of families and communities.

### Abbreviations Key

N/A Not Applicable N/AV Not Available N/C Not Collected N/R Not Reported I/S Insufficient Sample TBD To be determined

# Long Middle School [Chesterfield County]

## SCHOOL PROFILE

	Our School	Change from Last Year	Middle Schools with Students Like Ours	Median Middle School
<b>Students (n=555)</b>				
Students enrolled in high school credit courses (grades 7 & 8)	0.0%	No Change	22.7%	24.6%
Retention rate	0.9%	Up from 0.4%	0.9%	0.6%
Attendance rate	96.1%	Down from 96.2%	95.6%	95.9%
Served by gifted and talented program	20.6%	N/A	17.5%	18.5%
With disabilities	13.9%	N/A	13.9%	13.0%
Older than usual for grade	4.4%	N/A	6.0%	4.8%
Out-of-school suspensions or expulsions for violent and/or criminal offenses	0.0%	Down from 0.5%	0.7%	0.6%
Annual dropout rate	0.0%	No Change	0.0%	0.0%
<b>Teachers (n=33)</b>				
Teachers with advanced degrees	66.7%	Up from 62.5%	58.7%	61.5%
Continuing contract teachers	90.9%	Down from 96.9%	76.2%	77.2%
Teachers returning from previous year	87.8%	Up from 87.4%	85.1%	85.9%
Teacher attendance rate	95.7%	Up from 95.6%	94.8%	94.9%
Average teacher salary*	\$48,974	Up 5.2%	\$46,591	\$47,313
Classes not taught by highly qualified teachers	2.0%	Down from 2.1%	2.0%	2.0%
Professional development days/teacher	9.2 days	Down from 9.8 days	11.2 days	10.1 days
<b>School</b>				
Principal's years at school	3.0	Up from 2.0	6.0	4.0
Student-teacher ratio in core subjects	23.5 to 1	Up from 19.2 to 1	21.7 to 1	22.1 to 1
Prime instructional time	91.1%	Up from 89.4%	89.2%	89.6%
Opportunities in the arts	Poor	Down from Good	Good	Good
SACS accreditation	Yes	No Change	Yes	Yes
Parents attending conferences	91.5%	Up from 90.6%	98.1%	99.0%
Character development program	Average	No Change	Good	Good
Dollars spent per pupil**	\$6,126	Down 3.3%	\$7,083	\$7,239
Percent of expenditures for instruction**	64.0%	Down from 66.8%	63.0%	63.0%
Percent of expenditures for teacher salaries**	63.0%	Down from 65.4%	61.0%	61.0%
ESEA composite index score	66.4	Down from 79.2	81.8	83.5

\* Length of contract = 185+ days.

\*\* Prior year audited financial data available.

## EVALUATION RESULTS

	Teachers	Students*	Parents*
Number of surveys returned	23	156	79
Percent satisfied with learning environment	100%	80.2%	89.9%
Percent satisfied with social and physical environment	100%	82.3%	82.6%
Percent satisfied with school-home relations	95.6%	89%	76.3%

\*Only students at the highest middle school grade level at this school and their parents were included.

## REPORT OF PRINCIPAL AND SCHOOL IMPROVEMENT COUNCIL

The 2012-2013 school year was another success that was centered around our motto, "One Team One Dream". The expectations, during the third year of the administration, were met by the faculty. Long Middle School had thirteen Junior Scholars and four Duke TIP Scholars. LMS had five students qualify for Region V Band. Long Middle was awarded the Palmetto Gold and Silver award. The Academic Bowl team continued to compete and do extremely well. The F.O.R. Club was created to combat bullying and promote a positive atmosphere for students.

Our focus for next year will be the effective implementation of the Common Core Standards while continually building positive home-school relations that enhance the achievement of our students.

Long Middle was able to successfully engage the community through two separate parent nights. Parents were informed about Black History month and the Heritage Museum along with attending our Scholastic Book Fair. Rachel's Challenge spoke to students and parents about the negative effects of bullying and the importance of a positive school atmosphere. Community involvement continues to be constant with PTO, SIC, and family fun nights. LMS has continued to implement a mentoring program for students who are at-risk. The eighth grade hosted our annual career day that brought local businesses to speak with students.

Long Middle continues to emphasize the common core standards in our professional growth. Full implementation of the common core standards will be expected and accomplished during this school year. Each Thursday will be dedicated to team planning that ensures the instructional strategies are meeting the different needs of students. Technology will continue to be utilized to ensure student engagement and motivation through enrichment and differentiation.

The 2012-2013 school year was productive, challenging, and empowering for the students, faculty, and administration at LMS. The positive school culture enhanced the high level performance by the administration, faculty, and student body. The collegiate atmosphere benefited the students through decisions that solely focused on their achievement and academic growth. Long Middle anticipates the challenges that will be presented for the 2013-2014 and we welcome these learning opportunities.

Braber Spell, SIC Chair  
Matt Brantley, Principal – LMS

Comprehensive detail, including definitions of ratings, performance criteria, and explanations of status, is available on [www.ed.sc.gov](http://www.ed.sc.gov) and [www.eoc.sc.gov](http://www.eoc.sc.gov) as well as school and school district websites.

Printed versions are available from school districts upon request.

### Abbreviations Key

N/A Not Applicable N/AV Not Available N/C Not Collected N/R Not Reported I/S Insufficient Sample TBD To be determined

NI Newly Identified CSI Continuing School Improvement CA Corrective Action RP Plan to Restructure R Restructure DELAY School Improvement Status HOLD School Improvement Status