



# SC Annual School Report Card Summary

Lewisville Middle School  
 Chester County  
 Grades: 6-8 Enrollment: 301  
 Principal: H. L. Erwin  
 Superintendent: Dr. Agnes Slayman  
 Board Chair: Mrs. Maggie J. James

## PERFORMANCE

Comprehensive detail, including definitions of ratings, performance criteria, and explanations of status, is available on [www.ed.sc.gov](http://www.ed.sc.gov) and [www.eoc.sc.gov](http://www.eoc.sc.gov) as well as school and school district websites. Printed versions are available from school districts upon request.

YEAR	ABSOLUTE RATING	GROWTH RATING	PALMETTO GOLD AND SILVER AWARD		ESEA/FEDERAL ACCOUNTABILITY RATING SYSTEM	
			General Performance	Closing the Gap	ESEA Grade	Accountability Indicator
2013	Average	Average	TBD	TBD	A	N/A
2012	Good	Excellent	Gold	N/A	A	N/A
2011	Average	Average	Silver	N/A	Not Met	N/A

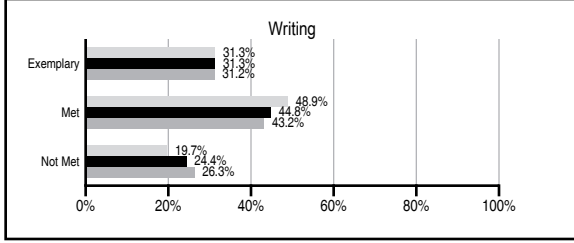
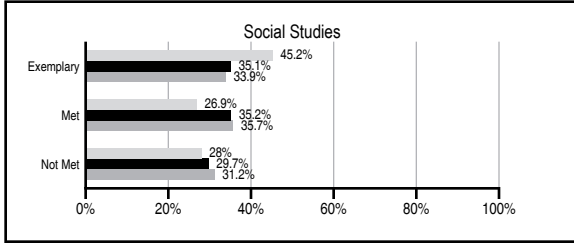
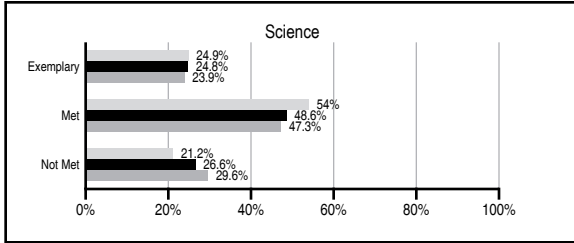
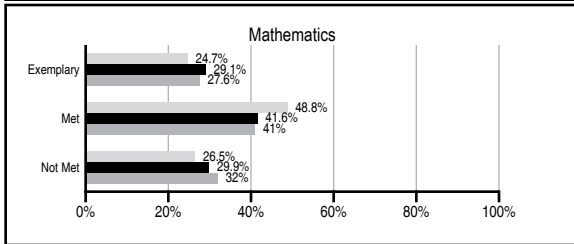
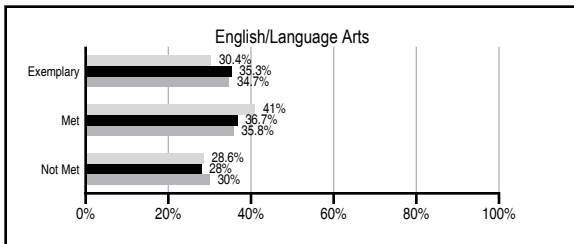
## ABSOLUTE RATINGS OF MIDDLE SCHOOLS WITH STUDENTS LIKE OURS\*

EXCELLENT	GOOD	AVERAGE	BELOW AVERAGE	AT-RISK
4	16	38	1	1

\* Ratings are calculated with data available by 01/15/2014. Schools with Students Like Ours are Middle Schools with Poverty Indices of no more than 5% above or below the index for this school.

## PASS PERFORMANCE

Our School Middle Schools with Students Like Ours Middle schools statewide



## NAEP PERFORMANCE\*

\* Performance reported for SC and nation, data not available at school level. Percentages at NAEP Achievement Levels.



## END OF COURSE TESTS - 2013

% of students scoring 70 or above on:	Our Middle School	Middle Schools with Students Like Ours
Algebra 1/Math for the Technologies 2	100.0	96.2
English 1	100.0	95.4
Physical Science	N/A	N/A
US History and the Constitution	N/A	N/A
All Subjects	100.0	95.7

## SC PERFORMANCE VISION

*By 2020 all students will graduate with the knowledge and skills necessary to compete successfully in the global economy, participate in a democratic society and contribute positively as members of families and communities.*

### Abbreviations Key

N/A Not Applicable N/AV Not Available N/C Not Collected N/R Not Reported I/S Insufficient Sample TBD To be determined

# Lewisville Middle School [Chester County]

## SCHOOL PROFILE

	Our School	Change from Last Year	Middle Schools with Students Like Ours	Median Middle School
<b>Students (n=301)</b>				
Students enrolled in high school credit courses (grades 7 & 8)	99.3%	Up from 11.9%	25.5%	24.6%
Retention rate	1.0%	Down from 2.4%	0.8%	0.6%
Attendance rate	95.2%	No Change	95.8%	95.9%
Served by gifted and talented program	21.5%	N/A	19.6%	18.5%
With disabilities	14.4%	N/A	14.1%	13.0%
Older than usual for grade	5.4%	N/A	5.7%	4.8%
Out-of-school suspensions or expulsions for violent and/or criminal offenses	7.0%	Up from 3.2%	0.8%	0.6%
Annual dropout rate	0.0%	No Change	0.0%	0.0%
<b>Teachers (n=18)</b>				
Teachers with advanced degrees	66.7%	Up from 55.6%	61.3%	61.5%
Continuing contract teachers	94.4%	Up from 88.9%	83.3%	77.2%
Teachers returning from previous year	90.2%	Up from 83.5%	87.7%	85.9%
Teacher attendance rate	94.0%	Up from 93.6%	94.4%	94.9%
Average teacher salary*	\$48,555	Up 0.3%	\$48,342	\$47,313
Classes not taught by highly qualified teachers	7.4%	Down from 8.7%	0.8%	2.0%
Professional development days/teacher	5.6 days	Down from 6.0 days	9.5 days	10.1 days
<b>School</b>				
Principal's years at school	14.0	Up from 13.0	5.0	4.0
Student-teacher ratio in core subjects	24.1 to 1	Up from 24.0 to 1	22.6 to 1	22.1 to 1
Prime instructional time	88.5%	Up from 87.9%	89.2%	89.6%
Opportunities in the arts	Good	No Change	Good	Good
SACS accreditation	Yes	No Change	Yes	Yes
Parents attending conferences	98.9%	Down from 100.0%	99.0%	99.0%
Character development program	Good	No Change	Good	Good
Dollars spent per pupil**	\$7,079	Up 10.0%	\$7,097	\$7,239
Percent of expenditures for instruction**	58.0%	Down from 59.3%	64.0%	63.0%
Percent of expenditures for teacher salaries**	57.0%	Down from 58.6%	61.0%	61.0%
ESEA composite index score	90.1	Down from 94.4	84.3	83.5

\* Length of contract = 185+ days.

\*\* Prior year audited financial data available.

## EVALUATION RESULTS

	Teachers	Students*	Parents*
Number of surveys returned	22	96	49
Percent satisfied with learning environment	81.8%	77.1%	69.4%
Percent satisfied with social and physical environment	100%	81.3%	75.5%
Percent satisfied with school-home relations	68.2%	77.9%	61.2%

\*Only students at the highest middle school grade level at this school and their parents were included.

Comprehensive detail, including definitions of ratings, performance criteria, and explanations of status, is available on [www.ed.sc.gov](http://www.ed.sc.gov) and [www.eoc.sc.gov](http://www.eoc.sc.gov) as well as school and school district websites.

Printed versions are available from school districts upon request.

## REPORT OF PRINCIPAL AND SCHOOL IMPROVEMENT COUNCIL

### Report of Principal and School Improvement Council

Improving student achievement and improving literacy skills continue to be the major focus for Lewisville Middle School. Academic achievement and success for all students is the driving force for all instructional programs at the school.

The school was awarded the Palmetto Gold Award for general performance during the 2012-2013 school year. Lewisville Middle School is fortunate to have a cadre of well trained teachers, good students, caring parents and community members to support the school and its endeavors.

Before-school tutoring, after school-tutoring, RTI program, and Academic Assistance classes during the school day are implemented to provide opportunities for students to be successful academically.

The schools use of Measures of Academic Progress (MAP) assessment, Test View, and the Odyssey Lab have become important tools in helping administrators and teachers assess students, plan instruction and make data driven instructional decisions.

Teachers and administrators have received ongoing professional development throughout the school year that's essential to the school's goal of meeting the academic needs of each individual student.

The school continues to use its Good Character Program and Advisor/Advisee program to develop good citizens throughout the school. The Classy Girl Club was initiated this school year and has had a positive effect on students' character and behavior.

The Pennies for Patients, Empty Stocking Fund, St. Jude Hospital Charity, Make a Difference Day, and Jump Rope for Hearts are service learning projects in which the school participated.

Making Middle Grades Work continues to be an important school wide initiative. The Communities in Schools program is also a valuable asset to the school. The program has provided educational assistance to the students and has worked with the school to help educate all of the students.

The Parent in Action Team and The School Improvement Council continue to be valuable assets to the school. The school's business partners (Coca-Cola, Bojangles, McDonald's, China Wok, Los Magueyes, and David Lee and Son) continue to provide financial support and services to the school. Parents and local community members have supported the school financially as well as the business partners listed.

Lewisville Middle School is fortunate to have a school district office and school board of directors to depend on to support it in any way possible.

Lewisville Middle School will continue to provide a safe environment and quality education to all students. Lewisville Middle School will continue to make decisions in the best interest of the students and is committed to making strides through academic programs, extracurricular events and lifelong character building efforts.

Everyone is welcome to be a part of Lewisville Middle School and contribute in a positive manner.

### Abbreviations Key

N/A Not Applicable N/AV Not Available N/C Not Collected N/R Not Reported I/S Insufficient Sample TBD To be determined

NI Newly Identified CSI Continuing School Improvement CA Corrective Action RP Plan to Restructure R Restructure DELAY School Improvement Status HOLD School Improvement Status