



SC Annual School Report Card Summary

Great Falls High School
 Chester County
 Grades: 6-12 Enrollment: 440
 Principal: Brenda S. Fort
 Superintendent: Dr. Agnes Slayman
 Board Chair: Mrs. Maggie J. James

PERFORMANCE

Comprehensive detail, including definitions of ratings, performance criteria, and explanations of status, is available on www.ed.sc.gov and www.eoc.sc.gov as well as school and school district websites. Printed versions are available from school districts upon request.

YEAR	ABSOLUTE RATING	GROWTH RATING	PALMETTO GOLD AND SILVER AWARD		ESEA/FEDERAL ACCOUNTABILITY RATING SYSTEM	
			General Performance	Closing the Gap	ESEA Grade	Accountability Indicator
2013	Average	At-Risk	TBD	TBD	D	N/A
2012	Average	Average	N/A	N/A	B	N/A
2011	N/A	N/A	N/A	Gold	N/A	N/A

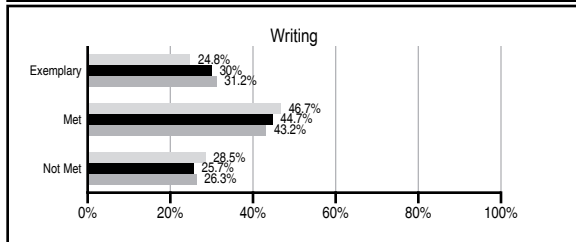
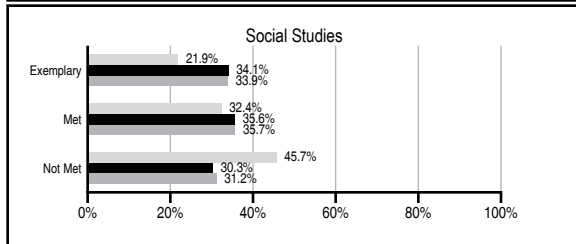
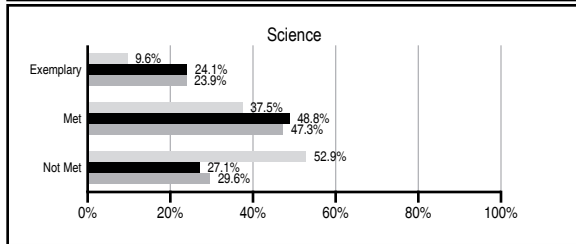
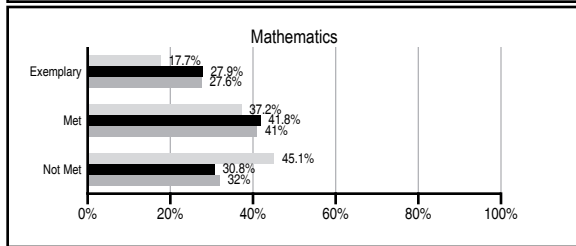
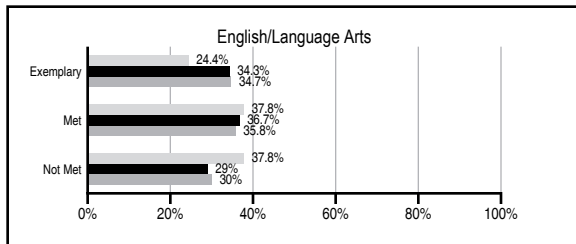
ABSOLUTE RATINGS OF MIDDLE SCHOOLS WITH STUDENTS LIKE OURS*

EXCELLENT	GOOD	AVERAGE	BELOW AVERAGE	AT-RISK
3	18	43	2	1

* Ratings are calculated with data available by 01/15/2014. Schools with Students Like Ours are Middle Schools with Poverty Indices of no more than 5% above or below the index for this school.

PASS PERFORMANCE

Our School Middle Schools with Students Like Ours Middle schools statewide



NAEP PERFORMANCE*

* Performance reported for SC and nation, data not available at school level. Percentages at NAEP Achievement Levels.



END OF COURSE TESTS - 2013

% of students scoring 70 or above on:	Our Middle School	Middle Schools with Students Like Ours
Algebra 1/Math for the Technologies 2	100.0	97.0
English 1	95.7	96.4
Physical Science	N/A	N/A
US History and the Constitution	N/A	N/A
All Subjects	98.0	96.7

SC PERFORMANCE VISION

By 2020 all students will graduate with the knowledge and skills necessary to compete successfully in the global economy, participate in a democratic society and contribute positively as members of families and communities.

Abbreviations Key

N/A Not Applicable N/AV Not Available N/C Not Collected N/R Not Reported I/S Insufficient Sample TBD To be determined

Great Falls High School [Chester County]

SCHOOL PROFILE

	Our School	Change from Last Year	Middle Schools with Students Like Ours	Median Middle School
Students (n=440)				
Students enrolled in high school credit courses (grades 7 & 8)	24.1%	Down from 97.7%	21.6%	24.6%
Retention rate	5.6%	Down from 7.5%	0.7%	0.6%
Attendance rate	94.2%	Up from 93.9%	95.5%	95.9%
Served by gifted and talented program	19.0%	N/A	20.0%	18.5%
With disabilities	14.6%	N/A	14.6%	13.0%
Older than usual for grade	14.1%	N/A	5.8%	4.8%
Out-of-school suspensions or expulsions for violent and/or criminal offenses	1.8%	Up from 0.2%	0.7%	0.6%
Annual dropout rate	0.0%	No Change	0.0%	0.0%
Teachers (n=32)				
Teachers with advanced degrees	68.8%	Up from 61.3%	60.0%	61.5%
Continuing contract teachers	59.4%	Down from 93.5%	83.3%	77.2%
Teachers returning from previous year	80.9%	Down from 86.7%	87.4%	85.9%
Teacher attendance rate	95.9%	Up from 94.7%	94.5%	94.9%
Average teacher salary*	\$46,256	Down 4.1%	\$47,608	\$47,313
Classes not taught by highly qualified teachers	7.5%	Up from 6.6%	0.7%	2.0%
Professional development days/teacher	8.6 days	Up from 7.5 days	9.2 days	10.1 days
School				
Principal's years at school	1.0	Down from 5.0	5.0	4.0
Student-teacher ratio in core subjects	21.4 to 1	Down from 22.7 to 1	22.2 to 1	22.1 to 1
Prime instructional time	89.0%	Up from 87.7%	89.0%	89.6%
Opportunities in the arts	Good	No Change	Good	Good
SACS accreditation	Yes	No Change	Yes	Yes
Parents attending conferences	99.4%	Up from 90.2%	98.9%	99.0%
Character development program	Below Average	Down from Average	Good	Good
Dollars spent per pupil**	\$8,759	Down 14.5%	\$7,079	\$7,239
Percent of expenditures for instruction**	58.0%	Up from 53.4%	64.0%	63.0%
Percent of expenditures for teacher salaries**	57.0%	Up from 52.7%	62.0%	61.0%
ESEA composite index score	62.2	Down from 82.9	83.3	83.5

* Length of contract = 185+ days.

** Prior year audited financial data available.

EVALUATION RESULTS

	Teachers	Students*	Parents*
Number of surveys returned	30	60	35
Percent satisfied with learning environment	90%	60%	68.6%
Percent satisfied with social and physical environment	90%	66.6%	80%
Percent satisfied with school-home relations	46.7%	83.3%	68.6%

*Only students at the highest middle school grade level at this school and their parents were included.

REPORT OF PRINCIPAL AND SCHOOL IMPROVEMENT COUNCIL

Great Falls Middle/High School is located in the Southeast corner of Chester County, and bordered by the Catawba River, Stumpy Pond, and Fairfield County, is a combined campus of grades 6-12. The school shares a media center, Little Theatre, gym, lunch room, JROTC Program, ISS room along with teachers in fine arts, ELA, social studies, PE and health, and a media specialist.

Demographics: The school is composed of 438 students. African-American students comprise 37.9% of the student population, while Caucasian students represent 60.3% with other 1.8%. Free and reduced lunch students are 62.8% of the population. Great Falls Middle/High Advantages: Great Falls 9-12 successfully completed its 6th year in the High Schools That Work Initiative Program. The middle school grades (6-8) are now in its 3rd year of the Making Middle Grades Work Initiative Program. The Positive Behavior Intervention and Supports Program supported financially by a partnership with Arrowpoint Federal Credit Union offers rewards for following school rules and exhibiting positive behaviors. Dual credit courses from USCL are available to our juniors and seniors. Students can recover grades during a summer program using PLATO internet based courses. Seniors must complete Senior Projects based on service learning, community outreach, and student initiative which adds rigor to their courses and prepares them for college, the military, workforce training, or work. High school students continue to participate in the Advisor/Advisee Program with bi-monthly meetings with their mentor. Great Falls 9-12 must participate in and graduate from Alive at 25 nationally recognized car safety program in order to drive on campus. Annual Summary Report: John Smith, Great Falls High School Basketball Coach for 44 years, won his 900th game during the 2012-2013 Basketball Season. He was recognized by the South Carolina State Legislature, SCHSL, the Chester County School Board, and the faculty for his accomplishment. 30% of our graduating seniors will qualify for LIFE Scholarships, and 18 juniors will be Jr. Marshals with a 3.75 GPA. There were 24 senior honor graduates, and 1 senior was recognized for his high ACT scores. Grades 6-12 collaborated on the High School Musical Jr. play for the first time. GFM/HS maintains its partnership with Winthrop University and the NetSCOPE and NetLEAD network and training programs. The combined school offers a summer JUMPSTART Program for transitioning 5th to 6th graders and 8th to 9th graders. The JROTC Program maintains its Honor Unit with Distinction Award. Great Falls Middle/High School teachers have completed extensive training in working and planning for the Common Core. They completed a book study: Path Ways to the Common Core: Accelerating Achievement. Athletics has 47% participation from the student body, and the GFHS Golf Team was #1 in 1A SC Public School competition. Three Great Falls Junior Scholars were recognized for their outstanding academic success on the PSAT by the Old English Consortium. The school maintains an excellent website with a Parent Portal available 24 hours a day. A "Pro Team" course was initiated in grades 6-8 in collaboration with Winthrop University. All 8th grade boys are part of a new mentoring program for middle school males and the 8th grade girls had a leadership/etiquette program. The Principal is Brenda S. Fort and Glenn Ross is the President of the SIC at GFH 6-12 School.

Comprehensive detail, including definitions of ratings, performance criteria, and explanations of status, is available on www.ed.sc.gov and www.eoc.sc.gov as well as school and school district websites.

Printed versions are available from school districts upon request.

Abbreviations Key

N/A Not Applicable N/AV Not Available N/C Not Collected N/R Not Reported I/S Insufficient Sample TBD To be determined

NI Newly Identified CSI Continuing School Improvement CA Corrective Action RP Plan to Restructure R Restructure DELAY School Improvement Status HOLD School Improvement Status