



# SC Annual School Report Card Summary

Chester Middle  
 Chester County  
 Grades: 6-8 Enrollment: 664  
 Principal: Cedrick R. Tidwell  
 Superintendent: Dr. Agnes Slayman  
 Board Chair: Mrs. Maggie J. James

## PERFORMANCE

Comprehensive detail, including definitions of ratings, performance criteria, and explanations of status, is available on [www.ed.sc.gov](http://www.ed.sc.gov) and [www.eoc.sc.gov](http://www.eoc.sc.gov) as well as school and school district websites. Printed versions are available from school districts upon request.

YEAR	ABSOLUTE RATING	GROWTH RATING	PALMETTO GOLD AND SILVER AWARD		ESEA/FEDERAL ACCOUNTABILITY RATING SYSTEM	
			General Performance	Closing the Gap	ESEA Grade	Accountability Indicator
2013	Below Average	Average	TBD	TBD	F	N/A
2012	Average	Average	N/A	N/A	B	N/A
2011	Below Average	Below Average	N/A	N/A	Not Met	CSI

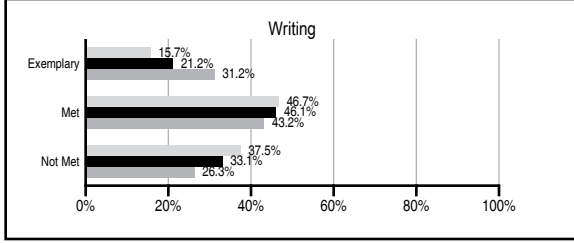
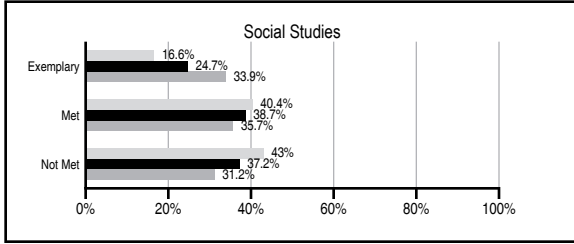
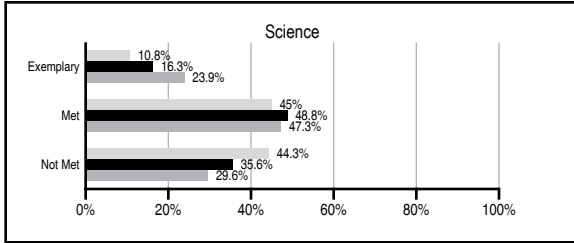
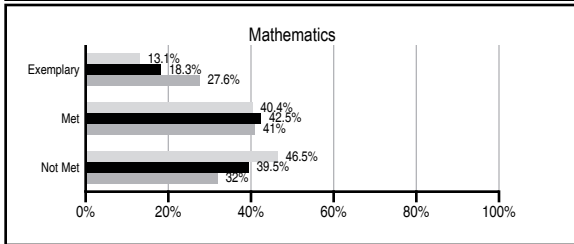
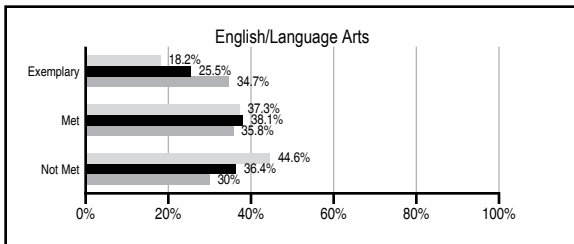
## ABSOLUTE RATINGS OF MIDDLE SCHOOLS WITH STUDENTS LIKE OURS\*

EXCELLENT	GOOD	AVERAGE	BELOW AVERAGE	AT-RISK
0	1	42	13	0

\* Ratings are calculated with data available by 01/15/2014. Schools with Students Like Ours are Middle Schools with Poverty Indices of no more than 5% above or below the index for this school.

## PASS PERFORMANCE

Our School Middle Schools with Students Like Ours Middle schools statewide



## NAEP PERFORMANCE\*

\* Performance reported for SC and nation, data not available at school level. Percentages at NAEP Achievement Levels.



## END OF COURSE TESTS - 2013

% of students scoring 70 or above on:	Our Middle School	Middle Schools with Students Like Ours
Algebra 1/Math for the Technologies 2	100.0	95.6
English 1	100.0	90.3
Physical Science	N/A	N/A
US History and the Constitution	N/A	N/A
All Subjects	100.0	95.5

## SC PERFORMANCE VISION

By 2020 all students will graduate with the knowledge and skills necessary to compete successfully in the global economy, participate in a democratic society and contribute positively as members of families and communities.

### Abbreviations Key

N/A Not Applicable N/AV Not Available N/C Not Collected N/R Not Reported I/S Insufficient Sample TBD To be determined

# Chester Middle [Chester County]

## SCHOOL PROFILE

	Our School	Change from Last Year	Middle Schools with Students Like Ours	Median Middle School
<b>Students (n=664)</b>				
Students enrolled in high school credit courses (grades 7 & 8)	47.1%	Down from 100.0%	19.2%	24.6%
Retention rate	0.6%	Down from 1.3%	0.9%	0.6%
Attendance rate	93.9%	Down from 94.5%	95.6%	95.9%
Served by gifted and talented program	19.0%	N/A	13.3%	18.5%
With disabilities	14.8%	N/A	14.2%	13.0%
Older than usual for grade	10.8%	N/A	6.2%	4.8%
Out-of-school suspensions or expulsions for violent and/or criminal offenses	4.2%	Down from 9.6%	0.7%	0.6%
Annual dropout rate	0.0%	No Change	0.0%	0.0%
<b>Teachers (n=42)</b>				
Teachers with advanced degrees	64.3%	Up from 63.9%	60.6%	61.5%
Continuing contract teachers	81.0%	Down from 94.4%	73.3%	77.2%
Teachers returning from previous year	85.7%	Up from 80.2%	84.6%	85.9%
Teacher attendance rate	94.2%	Down from 94.5%	94.5%	94.9%
Average teacher salary*	\$49,858	Up 3.2%	\$46,193	\$47,313
Classes not taught by highly qualified teachers	3.1%	Up from 0.0%	2.0%	2.0%
Professional development days/teacher	5.8 days	Down from 7.7 days	11.0 days	10.1 days
<b>School</b>				
Principal's years at school	2.0	Up from 1.0	4.0	4.0
Student-teacher ratio in core subjects	22.6 to 1	Down from 25.3 to 1	20.8 to 1	22.1 to 1
Prime instructional time	87.1%	Down from 88.3%	88.7%	89.6%
Opportunities in the arts	Excellent	No Change	Good	Good
SACS accreditation	Yes	No Change	Yes	Yes
Parents attending conferences	89.8%	Down from 100.0%	99.1%	99.0%
Character development program	Average	No Change	Good	Good
Dollars spent per pupil**	\$6,314	Down 5.4%	\$7,337	\$7,239
Percent of expenditures for instruction**	65.0%	Up from 64.2%	63.0%	63.0%
Percent of expenditures for teacher salaries**	65.0%	Up from 62.9%	60.0%	61.0%
ESEA composite index score	47.0	Down from 84.3	73.2	83.5

\* Length of contract = 185+ days.

\*\* Prior year audited financial data available.

## REPORT OF PRINCIPAL AND SCHOOL IMPROVEMENT COUNCIL

Chester Middle School, located in Chester, South Carolina, is one of three middle schools in Chester County School District. Our school's mission, in partnership with parents, students, and community, is to prepare students to reach their maximum potential by fostering a commitment to academic excellence and the development of individual strengths and talents in a nurturing environment where individual differences and the respect for the rights of others guide school and community behavior.

During the 2012-2013 school year, Professional Learning Communities (PLC's) were established in every grade level to allow teachers to collaboratively plan for the instruction of students and to effectively assess students. In addition, interventions were implemented in reading to help increase identified students' reading levels, and a mentoring program was instituted for a number of students. Furthermore, an internal assessment was conducted by the faculty for the accreditation process that provided essential information for the school improvement process.

Chester Middle School is very proud of its students for their academic achievements. Several students were rewarded for their academic achievement during the year. In addition, Chester Middle School had 5 junior scholars. These students scored 50 or higher on the PSAT in the areas of verbal, math or writing. In addition, there was one Duke Scholar and two students that were recommended for the academy of summer studies at Duke University. Finally, one student was accepted into the summer program for the Governor's School of Arts.

As we move into the new school year, Chester Middle School is excited to continue its community partnerships that fund the Snack Pack initiative, provides cultural awareness and school supplies for students. Data analysis will also continue to be executed by faculty members to improve student achievement in all academic areas for all students. In addition, Chester Middle School will institute interventions in math to continue to meet the recommendations made by the School Improvement Council, parents, and faculty. We encourage parents and community members to become involved in the educational process and the lives of our students. Collaboration amongst teachers, parents, and the community is required to ensure the success of our young people.

Tina Stukes, School Improvement Council Chair  
Cedrick R. Tidwell, Principal

## EVALUATION RESULTS

	Teachers	Students*	Parents*
Number of surveys returned	23	154	88
Percent satisfied with learning environment	78.2%	72.1%	78.4%
Percent satisfied with social and physical environment	95.7%	75.8%	71.3%
Percent satisfied with school-home relations	47.8%	75.9%	73.9%

\*Only students at the highest middle school grade level at this school and their parents were included.

Comprehensive detail, including definitions of ratings, performance criteria, and explanations of status, is available on [www.ed.sc.gov](http://www.ed.sc.gov) and [www.eoc.sc.gov](http://www.eoc.sc.gov) as well as school and school district websites.

Printed versions are available from school districts upon request.

### Abbreviations Key

N/A Not Applicable N/AV Not Available N/C Not Collected N/R Not Reported I/S Insufficient Sample TBD To be determined

NI Newly Identified CSI Continuing School Improvement CA Corrective Action RP Plan to Restructure R Restructure DELAY School Improvement Status HOLD School Improvement Status