



SC Annual School Report Card Summary

Gaffney Middle School
 Cherokee
 Grades: 6-8 Enrollment: 667
 Principal: Dr. Shirley Sealy
 Superintendent: Dr. Quincie L. Moore
 Board Chair: Mike Ellis

PERFORMANCE

Comprehensive detail, including definitions of ratings, performance criteria, and explanations of status, is available on www.ed.sc.gov and www.eoc.sc.gov as well as school and school district websites. Printed versions are available from school districts upon request.

YEAR	ABSOLUTE RATING	GROWTH RATING	PALMETTO GOLD AND SILVER AWARD		ESEA/FEDERAL ACCOUNTABILITY RATING SYSTEM	
			General Performance	Closing the Gap	ESEA Grade	Accountability Indicator
2013	Below Average	Average	TBD	TBD	D	N/A
2012	Below Average	Average	N/A	N/A	D	N/A
2011	Below Average	Average	Silver	N/A	Not Met	N/A

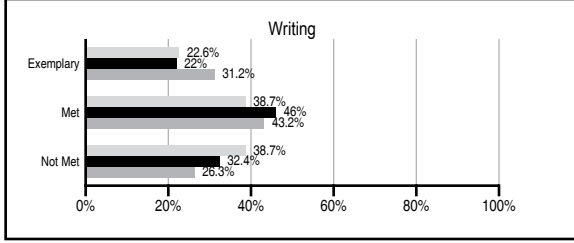
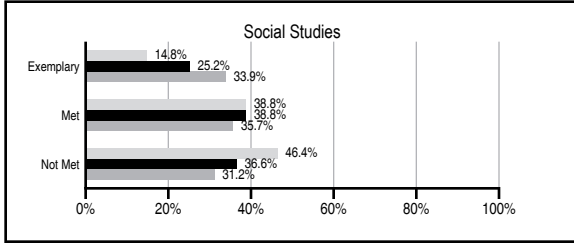
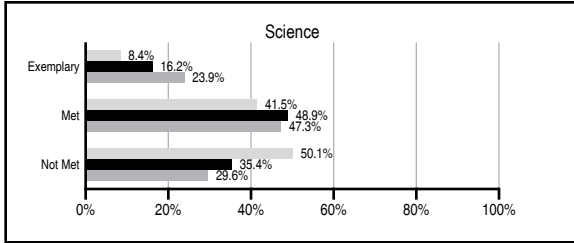
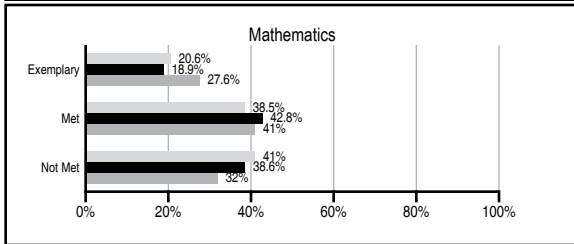
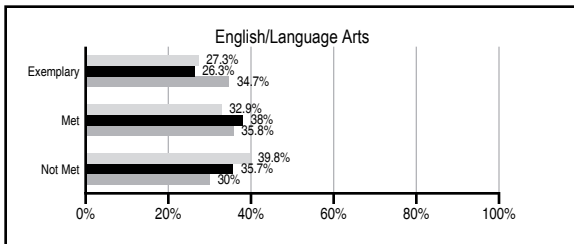
ABSOLUTE RATINGS OF MIDDLE SCHOOLS WITH STUDENTS LIKE OURS*

EXCELLENT	GOOD	AVERAGE	BELOW AVERAGE	AT-RISK
0	1	46	12	0

* Ratings are calculated with data available by 01/15/2014. Schools with Students Like Ours are Middle Schools with Poverty Indices of no more than 5% above or below the index for this school.

PASS PERFORMANCE

Our School Middle Schools with Students Like Ours Middle schools statewide



NAEP PERFORMANCE*

* Performance reported for SC and nation, data not available at school level. Percentages at NAEP Achievement Levels.



END OF COURSE TESTS - 2013

% of students scoring 70 or above on:	Our Middle School	Middle Schools with Students Like Ours
Algebra 1/Math for the Technologies 2	98.0	96.1
English 1	N/A	93.9
Physical Science	N/A	N/A
US History and the Constitution	N/A	N/A
All Subjects	98.0	96.3

SC PERFORMANCE VISION

By 2020 all students will graduate with the knowledge and skills necessary to compete successfully in the global economy, participate in a democratic society and contribute positively as members of families and communities.

Abbreviations Key

N/A Not Applicable N/AV Not Available N/C Not Collected N/R Not Reported I/S Insufficient Sample TBD To be determined

Gaffney Middle School [Cherokee]

SCHOOL PROFILE

	Our School	Change from Last Year	Middle Schools with Students Like Ours	Median Middle School
Students (n=667)				
Students enrolled in high school credit courses (grades 7 & 8)	42.6%	Down from 46.7%	19.7%	24.6%
Retention rate	0.0%	Down from 0.5%	0.7%	0.6%
Attendance rate	95.6%	Down from 95.9%	95.6%	95.9%
Served by gifted and talented program	20.9%	N/A	15.2%	18.5%
With disabilities	12.3%	N/A	14.1%	13.0%
Older than usual for grade	4.2%	N/A	6.0%	4.8%
Out-of-school suspensions or expulsions for violent and/or criminal offenses	0.0%	No Change	0.6%	0.6%
Annual dropout rate	0.0%	No Change	0.0%	0.0%
Teachers (n=41)				
Teachers with advanced degrees	51.2%	Down from 52.5%	59.6%	61.5%
Continuing contract teachers	85.4%	Up from 85.0%	75.0%	77.2%
Teachers returning from previous year	91.3%	Up from 87.8%	84.4%	85.9%
Teacher attendance rate	96.1%	Down from 96.5%	94.6%	94.9%
Average teacher salary*	\$46,289	Up 3.3%	\$46,403	\$47,313
Classes not taught by highly qualified teachers	5.4%	Up from 2.0%	1.8%	2.0%
Professional development days/teacher	12.9 days	Up from 8.9 days	11.2 days	10.1 days
School				
Principal's years at school	3.0	Up from 2.0	4.0	4.0
Student-teacher ratio in core subjects	22.5 to 1	Down from 24.2 to 1	21.5 to 1	22.1 to 1
Prime instructional time	89.8%	Down from 91.8%	88.9%	89.6%
Opportunities in the arts	Excellent	No Change	Good	Good
SACS accreditation	Yes	No Change	Yes	Yes
Parents attending conferences	85.8%	Up from 63.6%	99.1%	99.0%
Character development program	Good	No Change	Good	Good
Dollars spent per pupil**	\$6,519	Down 7.2%	\$7,083	\$7,239
Percent of expenditures for instruction**	59.0%	Up from 56.8%	63.0%	63.0%
Percent of expenditures for teacher salaries**	55.0%	Down from 56.2%	60.0%	61.0%
ESEA composite index score	63.7	Down from 64.8	76.4	83.5

* Length of contract = 185+ days.

** Prior year audited financial data available.

REPORT OF PRINCIPAL AND SCHOOL IMPROVEMENT COUNCIL

This year we embraced the Cherokee County School District motto "Focused and Committed to our Students' Future." We implemented a school-wide emphasis on vocabulary, and provided numerous academic opportunities for our students including STEM elective classes in grades seven and eight and high school credit courses for 8th graders. We also offered additional academic assistance to our students by using Title I funds to employ Reading and Math Interventionists, and to host an after-school academy.

Some of our notable student achievements included fourteen Junior Scholars, Battle of the Brains Elite 8, three district level writing honors and numerous arts award winners. We experienced outstanding performances in the visual and performing arts, and we also had successful seasons for our athletic teams.

The majority of our professional development opportunities focused on the upcoming implementation of the Common Core State Standards, and recently we were named a "Winthrop University Partner School." This offers exciting networking and growth opportunities for Gaffney Middle, as well as for Winthrop teaching interns.

We raised the bar for academic excellence at GMS, and are extremely proud of our students and staff for their accomplishments. We are thankful for another successful year and are looking forward to sustained growth in the future. As always, thank you to our families and community members for their continued support.

Dr. Shirley Sealy, Principal
Mr. Clint Crocker, SIC Chairperson

EVALUATION RESULTS

	Teachers	Students*	Parents*
Number of surveys returned	41	180	53
Percent satisfied with learning environment	85.4%	68.9%	86.8%
Percent satisfied with social and physical environment	90.5%	76.7%	77.6%
Percent satisfied with school-home relations	52.5%	80.3%	85.7%

*Only students at the highest middle school grade level at this school and their parents were included.

Comprehensive detail, including definitions of ratings, performance criteria, and explanations of status, is available on www.ed.sc.gov and www.eoc.sc.gov as well as school and school district websites.

Printed versions are available from school districts upon request.

Abbreviations Key

N/A Not Applicable N/AV Not Available N/C Not Collected N/R Not Reported I/S Insufficient Sample TBD To be determined
NI Newly Identified CSI Continuing School Improvement CA Corrective Action RP Plan to Restructure R Restructure DELAY School Improvement Status HOLD School Improvement Status